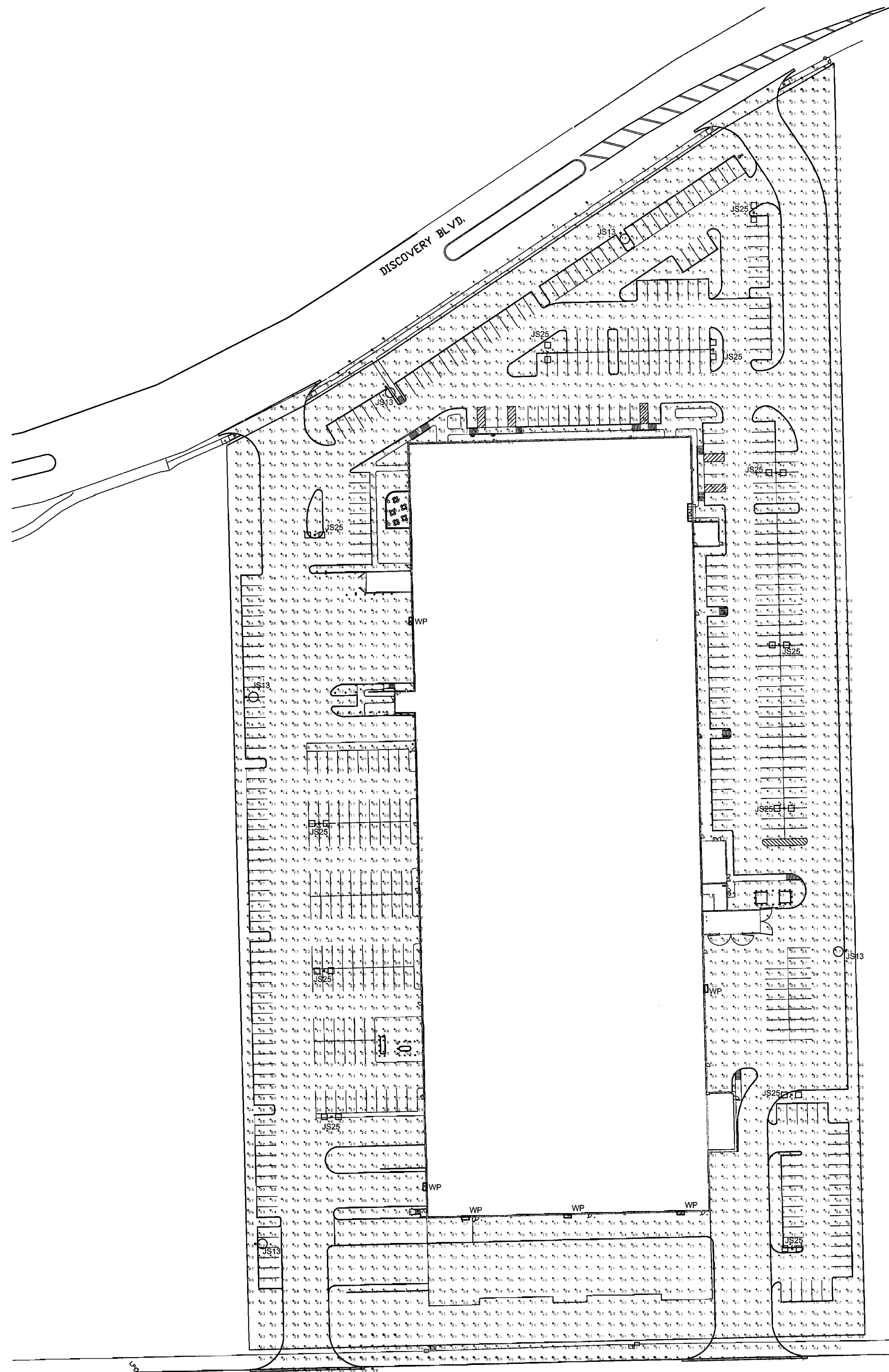


THIS DRAWING IS THE EXCLUSIVE PROPERTY OF JMEG, AND WAS PREPARED FOR THE EXCLUSIVE USE OF JMEG ELECTRICAL CONTRACTORS, FOR THE SERVICES PERFORMED BY JMEG. NO USE, REPRODUCTION, OR DUPLICATION OF THIS DRAWING, IN PART OR WHOLE MAY BE MADE WITHOUT WRITTEN PERMISSION OF JMEG.




01 PHOTOMETRIC PLAN
SCALE: 1" = 50'-0"

Statistics	Symbol	Avg	max	Min	Max/Min	Avg/Min	Avg/Max
Parking Lot	+	1.0 fc	6.4 fc	0.0 fc	N/A	N/A	0.2:1

02 STATISTICS
SCALE: N.T.S.


JMEG ELECTRICAL CONTRACTORS						
LIGHT FIXTURE SCHEDULE						
TYPE	MANUFACTURER	MODEL	VOLTAGE	LAMPS	DESCRIPTION	
JS13	STREETWORKS	TMU-25-M-8-3SF-BZ-L-HS	480V	1-250W MH INCLUDED	1-HEAD POLE LIGHT WITH 27' POLE ON 3' BASE w/ HOUSE SHIELD	
JS25	STREETWORKS	TMU-25-M-8-5SF-BZ-L	480V	2-250W MH INCLUDED	2-HEAD POLE LIGHT WITH 27' POLE ON 3' BASE	
WP	LITHONIA	TWR2-400M-277-SCWA-PE-LPI	277V	1-400W MH INCLUDED	400WMH WALLPACK W/ INTEGRAL PHOTOCCELL	

03 FIXTURE SCHEDULE
SCALE: N.T.S.



COL-MET
SPRAY BOOTH
ROCKWALL, TX

KEYPLAN



NO.	REVISIONS:	DATE:	NO.	REVISIONS:	DATE:
1	SITE REVIEW	06.12.2014			

CDY:	SB	06-12-2014	AS SHOWN
DRAWN BY:	CHECKED BY:	APPROVED BY:	SUPERSEDED BY:

JOB NO: 3494

SITE PHOTOMETRIC PLAN

SHEET
E2.0A