DEVELOPMENT APPLICATION

City of Rockwall
Planning and Zoning Department
385 S. Goliad Street
Rockwall, Texas 75087

STAFF USE ONLY

PLANNING & ZONING CASE NO.

NOTE: *THE APPLICATION IS NOT CONSIDERED ACCEPTED BY THE CITY UNTIL THE PLANNING DIRECTOR AND CITY ENGINEER HAVE SIGNED BELOW.*

DIRECTOR OF PLANNING:

CITY ENGINEER:

PLEASE CHECK THE APPROPRIATE BOX BELOW TO INDICATE THE TYPE OF DEVELOPMENT REQUEST [SELECT ONLY ONE BOX]:

PLATTING APPLICATION FEES:
- ☐ MASTER PLAT ($100.00 + $15.00 ACRE) [1]
- ☐ PRELIMINARY PLAT ($200.00 + $15.00 ACRE) [1]
- ☐ FINAL PLAT ($300.00 + $20.00 ACRE) [1]
- ☐ REPLAT ($300.00 + $20.00 ACRE) [1]
- ☐ AMENDING OR MINOR PLAT ($150.00)
- ☐ PLAT REINSTATEMENT REQUEST ($100.00)

SITE PLAN APPLICATION FEES:
- ☒ SITE PLAN ($250.00 + $20.00 ACRE) [1]
- ☐ AMENDED SITE PLAN/ELEVATIONS/LANDSCAPING PLAN ($100.00)

ZONING APPLICATION FEES:
- ☐ ZONING CHANGE ($200.00 + $15.00 ACRE) [1]
- ☐ SPECIFIC USE PERMIT ($200.00 + $15.00 ACRE) [1 & 2]
- ☐ PD DEVELOPMENT PLANS ($200.00 + $15.00 ACRE) [1]

OTHER APPLICATION FEES:
- ☐ TREE REMOVAL ($75.00)
- ☐ VARIANCE REQUEST/SPECIAL EXCEPTIONS ($100.00) [2]

NOTES:
[1]: IN DETERMINING THE FEE, PLEASE USE THE EXACT ACREAGE WHEN MULTIPLYING BY THE PER ACRE AMOUNT. FOR REQUESTS ON LESS THAN ONE ACRE, ROUND UP TO ONE (1) ACRE.
[2]: A ***$1,000.00*** FEE WILL BE ADDED TO THE APPLICATION FEE FOR ANY REQUEST THAT INVOLVES CONSTRUCTION WITHOUT OR NOT IN COMPLIANCE TO AN APPROVED BUILDING PERMIT.

PROPERTY INFORMATION [PLEASE PRINT]

ADDRESS	906 S. Goliad				
SUBDIVISION		LOT		BLOCK	
GENERAL LOCATION	SW Corner of Bourn, & S. Goliad				

ZONING, SITE PLAN AND PLATTING INFORMATION [PLEASE PRINT]

CURRENT ZONING		CURRENT USE	
PROPOSED ZONING		PROPOSED USE	
ACREAGE		LOTS [CURRENT]	
		LOTS [PROPOSED]	

☒ ***SITE PLANS AND PLATS:*** *BY CHECKING THIS BOX YOU ACKNOWLEDGE THAT DUE TO THE PASSAGE OF HB3167 THE CITY NO LONGER HAS FLEXIBILITY WITH REGARD TO ITS APPROVAL PROCESS, AND FAILURE TO ADDRESS ANY OF STAFF'S COMMENTS BY THE DATE PROVIDED ON THE DEVELOPMENT CALENDAR WILL RESULT IN THE DENIAL OF YOUR CASE.*

OWNER/APPLICANT/AGENT INFORMATION [PLEASE PRINT/CHECK THE PRIMARY CONTACT/ORIGINAL SIGNATURES ARE REQUIRED]

☐ OWNER	Kim Timpa	☒ APPLICANT	Douphrate & Assoc. Inc.
CONTACT PERSON		CONTACT PERSON	Dub Douphrate
ADDRESS	[redacted]	ADDRESS	[redacted]
CITY, STATE & ZIP	[redacted]	CITY, STATE & ZIP	[redacted]
PHONE	[redacted]	PHONE	[redacted]
E-MAIL	[redacted]	E-MAIL	[redacted]

NOTARY VERIFICATION [REQUIRED]

BEFORE ME, THE UNDERSIGNED AUTHORITY, ON THIS DAY PERSONALLY APPEARED [signature], Kim Timpa Trustee Kim Timpa Marital Trust [OWNER] THE UNDERSIGNED, WHO STATED THE INFORMATION ON THIS APPLICATION TO BE TRUE AND CERTIFIED THE FOLLOWING:

"I HEREBY CERTIFY THAT I AM THE OWNER FOR THE PURPOSE OF THIS APPLICATION; ALL INFORMATION SUBMITTED HEREIN IS TRUE AND CORRECT; AND THE APPLICATION FEE OF $_____, TO COVER THE COST OF THIS APPLICATION, HAS BEEN PAID TO THE CITY OF ROCKWALL ON THIS THE _____ DAY OF _____, 20___. BY SIGNING THIS APPLICATION, I AGREE THAT THE CITY OF ROCKWALL (I.E. "CITY") IS AUTHORIZED AND PERMITTED TO PROVIDE INFORMATION CONTAINED WITHIN THIS APPLICATION TO THE PUBLIC. THE CITY IS ALSO AUTHORIZED AND PERMITTED TO REPRODUCE ANY COPYRIGHTED INFORMATION SUBMITTED IN CONJUNCTION WITH THIS APPLICATION, IF SUCH REPRODUCTION IS ASSOCIATED OR IN RESPONSE TO A REQUEST FOR PUBLIC INFORMATION."

GIVEN UNDER MY HAND AND SEAL OF OFFICE ON THIS THE 13 *DAY OF* August, 2025.

OWNER'S SIGNATURE [signature], Kim Timpa Trustee Marital Trust

NOTARY PUBLIC IN AND FOR THE STATE OF TEXAS Brandi Demery

BRANDI DEMERY
Notary Public, State of Texas
Comm. Expires 10-07-2028
Notary ID 135120241

MY COMMISSION EXPIRES 10/7/2028

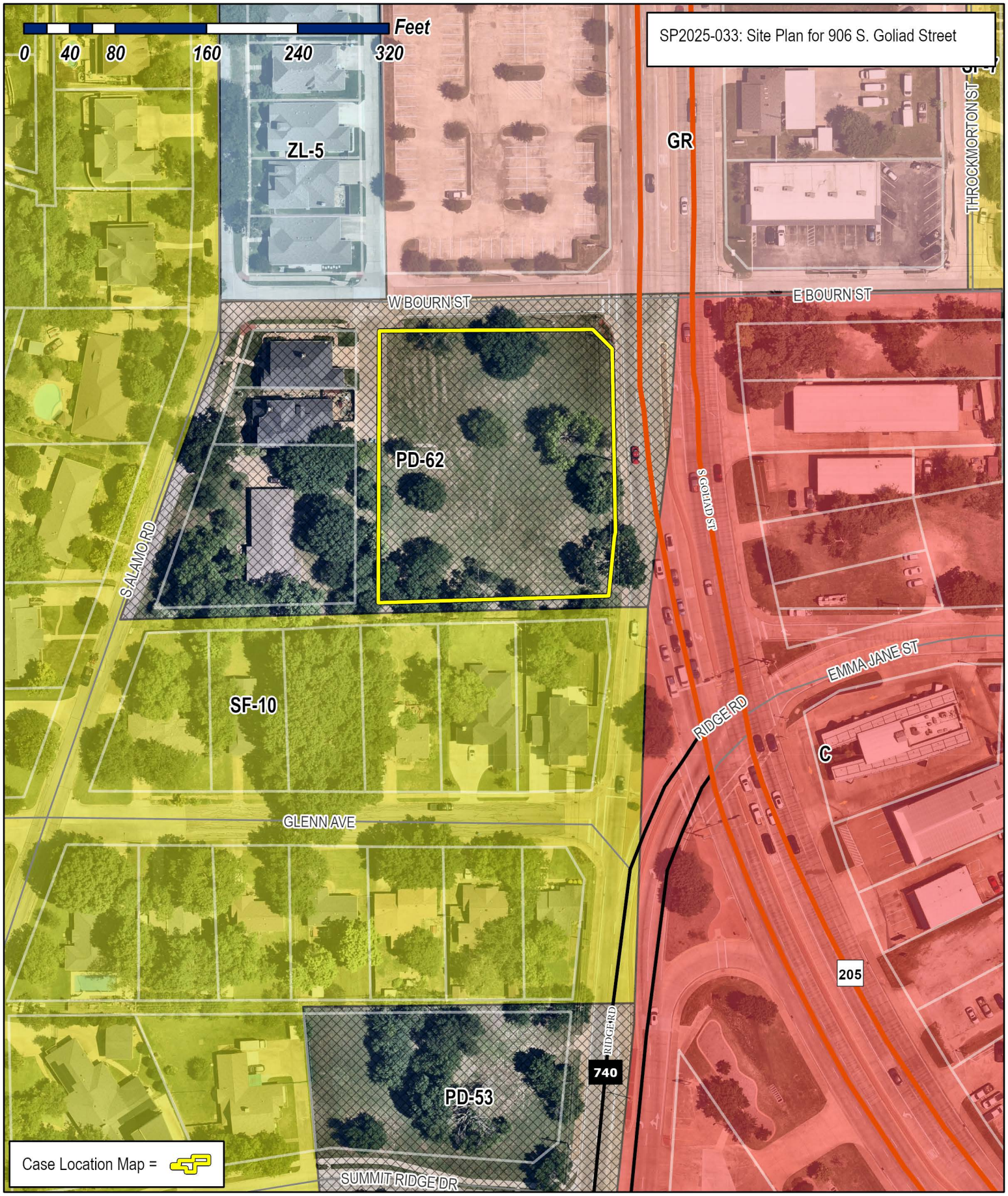

City of Rockwall

Planning & Zoning Department
385 S. Goliad Street
Rockwall, Texas 75087
(P): (972) 771-7745
(W): www.rockwall.com

The City of Rockwall GIS maps are continually under development and therefore subject to change without notice. While we endeavor to provide timely and accurate information, we make no guarantees. The City of Rockwall makes no warranty, express or implied, including warranties of merchantability and fitness for a particular purpose. Use of the information is the sole responsibility of the user.

N

0 20 40

SCALE IN FEET

NEW PLANT MATERIAL LIST				
KEY	QUANTITY	TREE DESCRIPTION	SIZE (Inches)	TOTAL (Inches)
LO	5	LIVE OAK	4	20
RB	2	TEXAS RED BUD	4	8
RM	2	AUTUMN BALZE RED BUD	4	8

KEY	QUANTITY	SHRUB DESCRIPTION		
RC	36	EASTERN RED CEDAR		
VC	12	VITEX CASTUS		

TREES REMOVED				
KEY	QUANTITY	TREE DESCRIPTION	SIZE (Inches)	TOTAL (Inches)
HB	1	HACKBERRY	24	24
ELM	1	ELM TREE	6	6

---PROPOSED TREES---

-4" LIVE OAK (LO)

-4" TX RED BUD (RB)

-4" AUTUMN BLAZE RED MAPLE (RM)

---PROPOSED SHRUBS---

-EASTERN RED CEDAR (RC)

-VITEX CASTUS (VC)

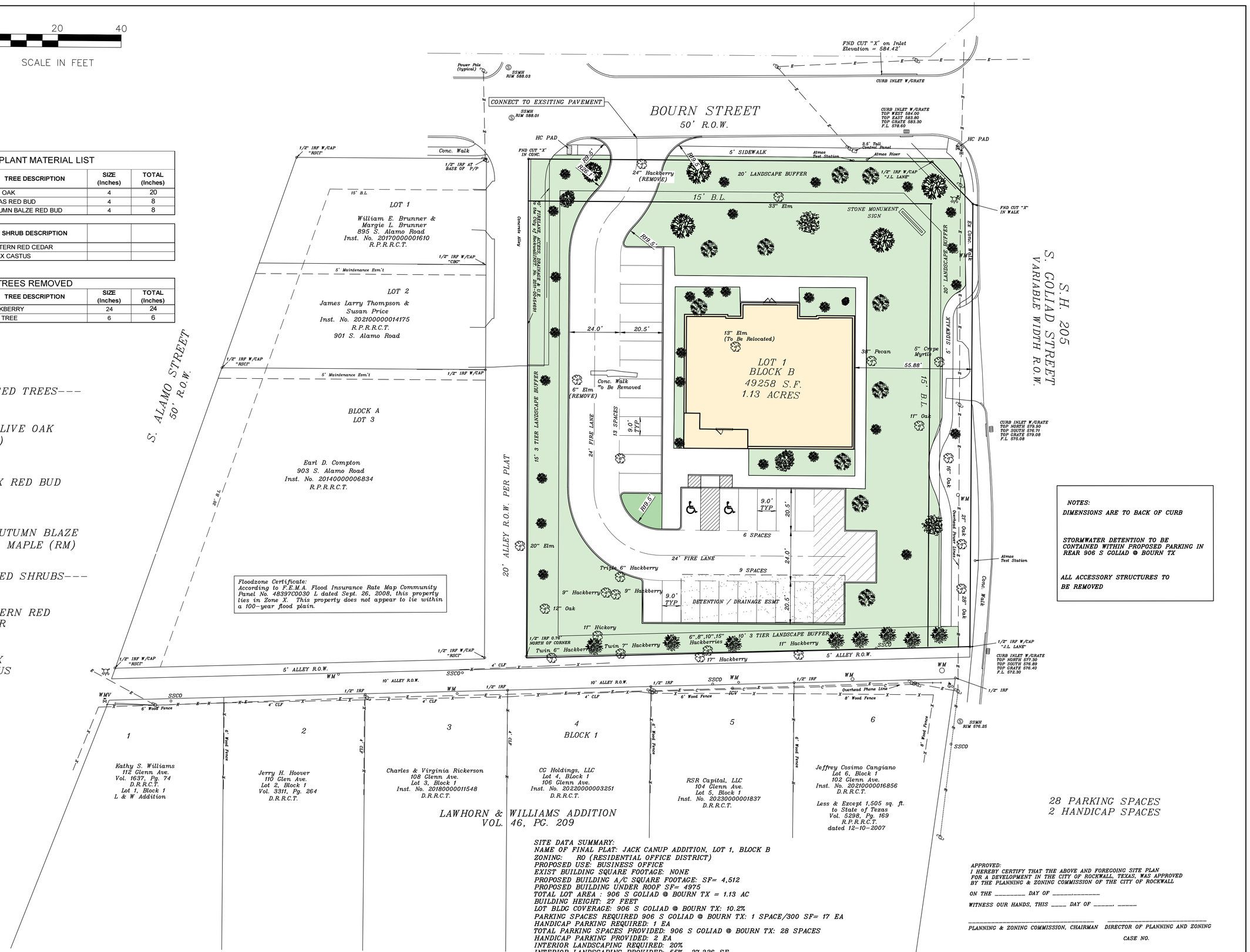

SITE DATA SUMMARY:
NAME OF FINAL PLAT: JACK CANUP ADDITION, LOT 1, BLOCK B
ZONING: RO (RESIDENTIAL OFFICE DISTRICT)
PROPOSED USE: BUSINESS OFFICE
EXIST BUILDING SQUARE FOOTAGE: NONE
PROPOSED BUILDING A/C SQUARE FOOTAGE: SF= 4,512
PROPOSED BUILDING UNDER ROOF SF= 4975
TOTAL LOT AREA : 906 S GOLIAD @ BOURN TX = 1.13 AC
BUILDING HEIGHT: 27 FEET
LOT BLDG COVERAGE: 906 S GOLIAD @ BOURN TX: 10.2%
PARKING SPACES REQUIRED 906 S GOLIAD @ BOURN TX: 1 SPACE/300 SF= 17 EA
HANDICAP PARKING REQUIRED: 1 EA
TOTAL PARKING SPACES PROVIDED: 906 S GOLIAD @ BOURN TX: 28 SPACES
HANDICAP PARKING PROVIDED: 2 EA
INTERIOR LANDSCAPING REQUIRED: 20%
INTERIOR LANDSCAPING PROVIDED: 55% 27,326 SF
TOTAL SQUARE FOOTAGE OF IMPERVIOUS SURFACE (BLDGS + PARKING/FIRE LANE) =21,932 SF

APPROVED:
I HEREBY CERTIFY THAT THE ABOVE AND FORECOING SITE PLAN FOR A DEVELOPMENT IN THE CITY OF ROCKWALL, TEXAS, WAS APPROVED BY THE PLANNING & ZONING COMMISSION OF THE CITY OF ROCKWALL

ON THE _____ DAY OF _____

WITNESS OUR HANDS, THIS _____ DAY OF _____, _____

PLANNING & ZONING COMMISSION, CHAIRMAN DIRECTOR OF PLANNING AND ZONING

CASE NO.

THE SEAL APPEARING ON THIS DOCUMENT WAS AUTHORIZED BY WL. DOUPHRATE II TEXAS P.E. NO. 60102, F-9905, ON DATE: AUG 8, 2025

DOUPHRATE & ASSOCIATES, INC.
ENGINEERING PROJECT MANAGEMENT SURVEYING
2235 RIDGE RD., # 200 ROCKWALL, TEXAS 75087
PHONE: (972)771-9004 FAX: (972)771-9005

SITE & LANDSCAPE PLAN
KIM TIMPA LAW OFFICES
906 S GOLIAD @ BOURN TX
CITY OF ROCKWALL
ROCKWALL COUNTY, TEXAS

REVISION	
CHECKED	W.L.D.
DRAWN	G.C.W.
SCALE	1"=20' H 1"= V
DATE	JAN 29, 2024
PROJECT	23018 SITE PL
	20

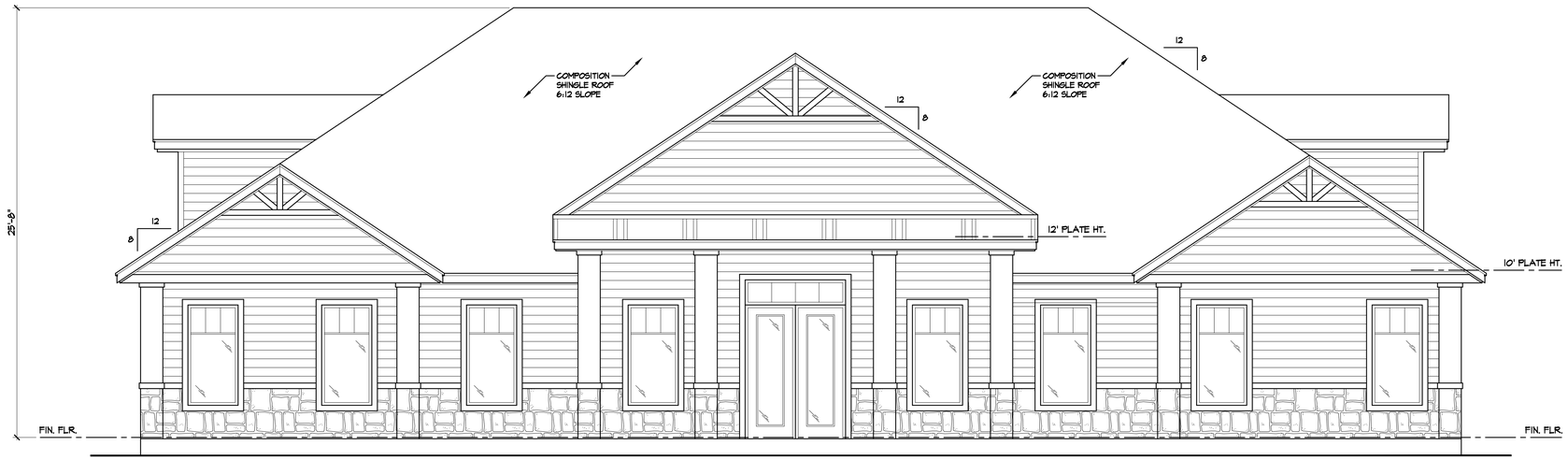

FRONT ELEVATION

SCALE: 1/4" = 1'-0"

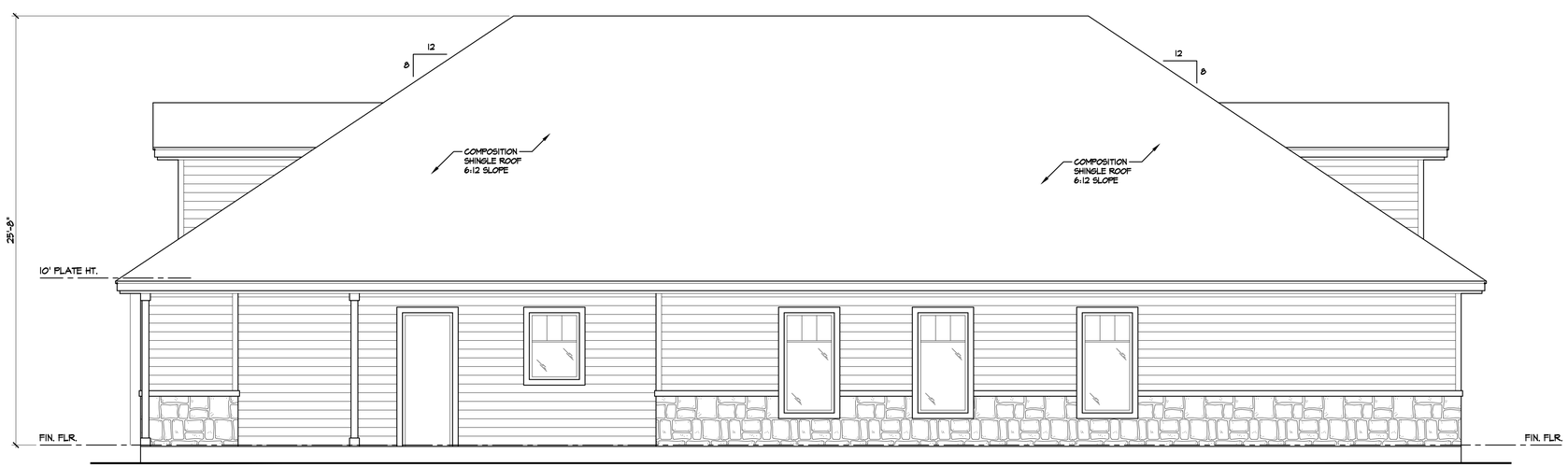

REAR ELEVATION

SCALE: 1/4" = 1'-0"

PLANS by MVL
MICHAEL V. LAND
EMAIL: plansbymvl@gmail.com
N. COLLINS BLVD
RICHARDSON TX. 75080
PHONE: 972.231.0003
FAX: 972.230.0505

TIMPA LAW

THESE PLANS ARE INTENDED TO PROVIDE BASIC CONSTRUCTION/DESIGN INFORMATION. NECESSARY TO COMPLETE THIS STRUCTURE. FIELD VERIFY THE ACCURACY OF THESE PLANS PRIOR TO CONSTRUCTION.
DO NOT SCALE THESE DRAWINGS.
BUILDER RESERVES THE RIGHT TO MODIFY THESE PLANS AS REQUIRED IN THE FIELD.
LOCAL CODES, ORDINANCES, AND RESTRICTIONS APPLY. LIMIT OF DESIGNERS LIABILITY NOT TO EXCEED PRICE PAID FOR THE PLANS.

DATE
06/28/2025
07/07/2025
07/08/2025
07/28/2025
08/05/2025
08/12/2025
-

A2

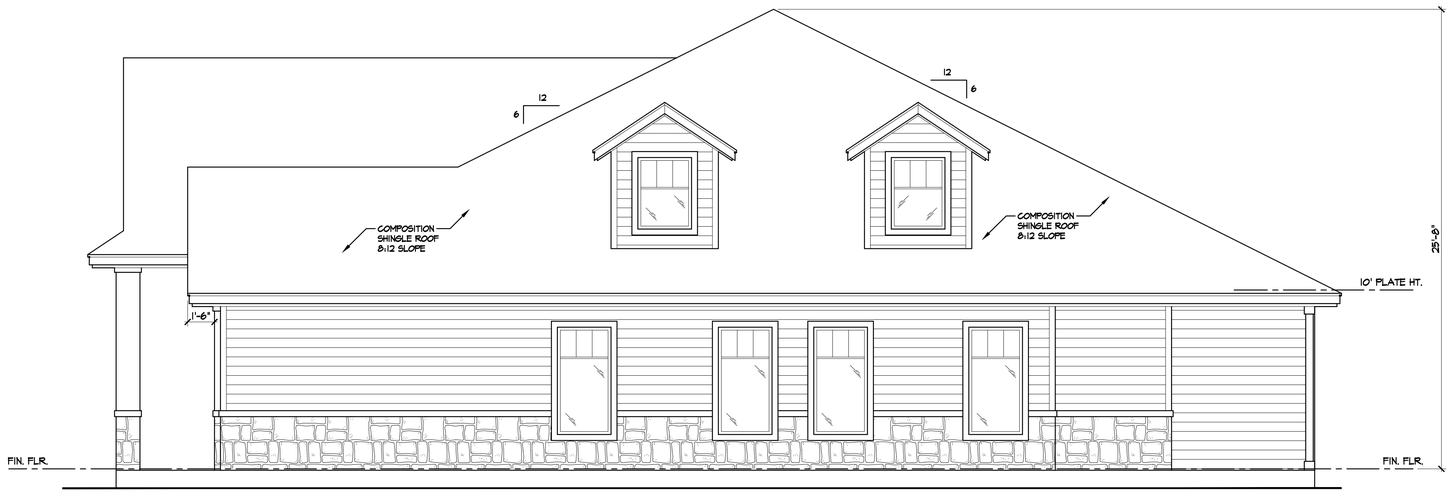

RIGHT ELEVATION

SCALE: 1/4" = 1'-0"

LEFT ELEVATION

SCALE: 1/4" = 1'-0"

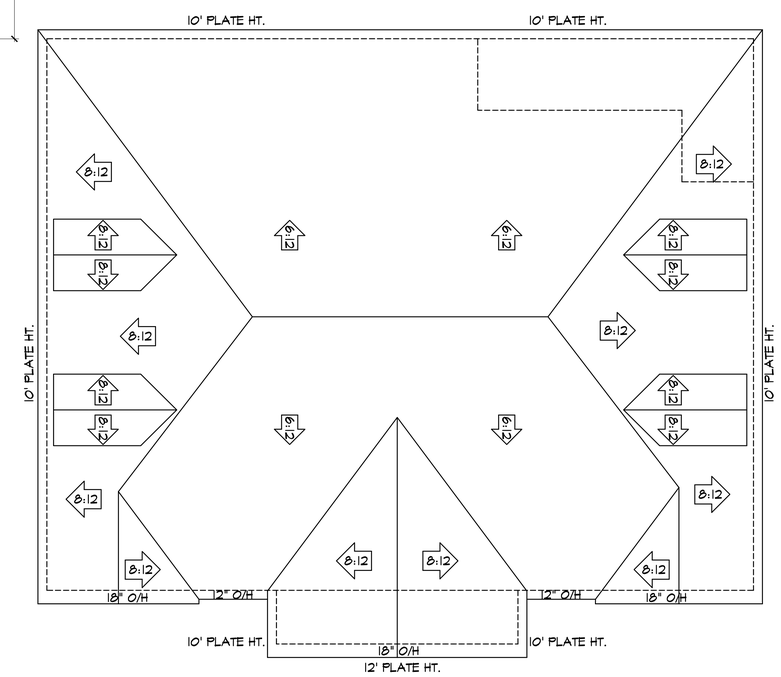

ROOF PLAN

SCALE: 1/8" = 1'-0"

PLANS by MVL

MICHAEL V. LAND
EMAIL: plansbymvl@gmail.com
N. COLLINS BLVD
RICHARDSON TX. 75080
PHONE: 972.231.2003
FAX: 972.230.0505

TIMPA LAW

THESE PLANS ARE INTENDED TO PROVIDE BASIC CONSTRUCTION/DESIGN INFORMATION. NECESSARY TO COMPLETE THIS STRUCTURE. FIELD VERIFY THE ACCURACY OF THESE PLANS PRIOR TO CONSTRUCTION.
DO NOT SCALE THESE DRAWINGS.
BUILDER RESERVES THE RIGHT TO MODIFY THESE PLANS AS REQUIRED IN THE FIELD.
LOCAL CODES, ORDINANCES, AND RESTRICTIONS APPLY. LIMIT OF DESIGNERS LIABILITY NOT TO EXCEED PRICE PAID FOR THE PLANS.

DATE
06/28/2025
07/07/2025
07/08/2025
07/28/2025
08/05/2025
08/12/2025
-

A3

TIMPA LAW OFFICES

MICHAEL V. LAND

EMAIL: plansbyland@gmail.com

N. COLLINS BLVD

RICHARDSON TX. 75080

PHONE: 972.230.3005

FAX: 972.230.0805

PLANS BY LAND

TIMPA LAW

THESE PLANS ARE INTENDED TO PROVIDE BASIC CONSTRUCTION/DESIGN INFORMATION NECESSARY TO COMPLETE THIS STRUCTURE. FIELD VERIFY THE ACCURACY OF THESE PLANS PRIOR TO CONSTRUCTION.
DO NOT SCALE THESE DRAWINGS.
BUILDER RESERVES THE RIGHT TO MODIFY THESE PLANS AS REQUIRED IN THE FIELD.
LOCAL CODES, ORDINANCES, AND RESTRICTIONS APPLY. LIMIT OF DESIGNERS LIABILITY NOT TO EXCEED PRICE PAID FOR THE PLANS.

DATE
-
-
-
-
-
-
-

TIMPA LAW OFFICES - REAR

MICHAEL V. LAND

EMAIL: plansbyland@gmail.com

N. COLLINS BLVD

RICHARDSON TX. 75080

PHONE: 972.230.3005

FAX: 972.230.0805

PLANS BY LAND

TIMPA LAW

THESE PLANS ARE INTENDED TO PROVIDE BASIC CONSTRUCTION/DESIGN INFORMATION NECESSARY TO COMPLETE THIS STRUCTURE. FIELD VERIFY THE ACCURACY OF THESE PLANS PRIOR TO CONSTRUCTION.
DO NOT SCALE THESE DRAWINGS.
BUILDER RESERVES THE RIGHT TO MODIFY THESE PLANS AS REQUIRED IN THE FIELD.
LOCAL CODES, ORDINANCES, AND RESTRICTIONS APPLY. LIMIT OF DESIGNERS LIABILITY NOT TO EXCEED PRICE PAID FOR THE PLANS.

	DATE
-	
-	
-	
-	
-	
-	
-	

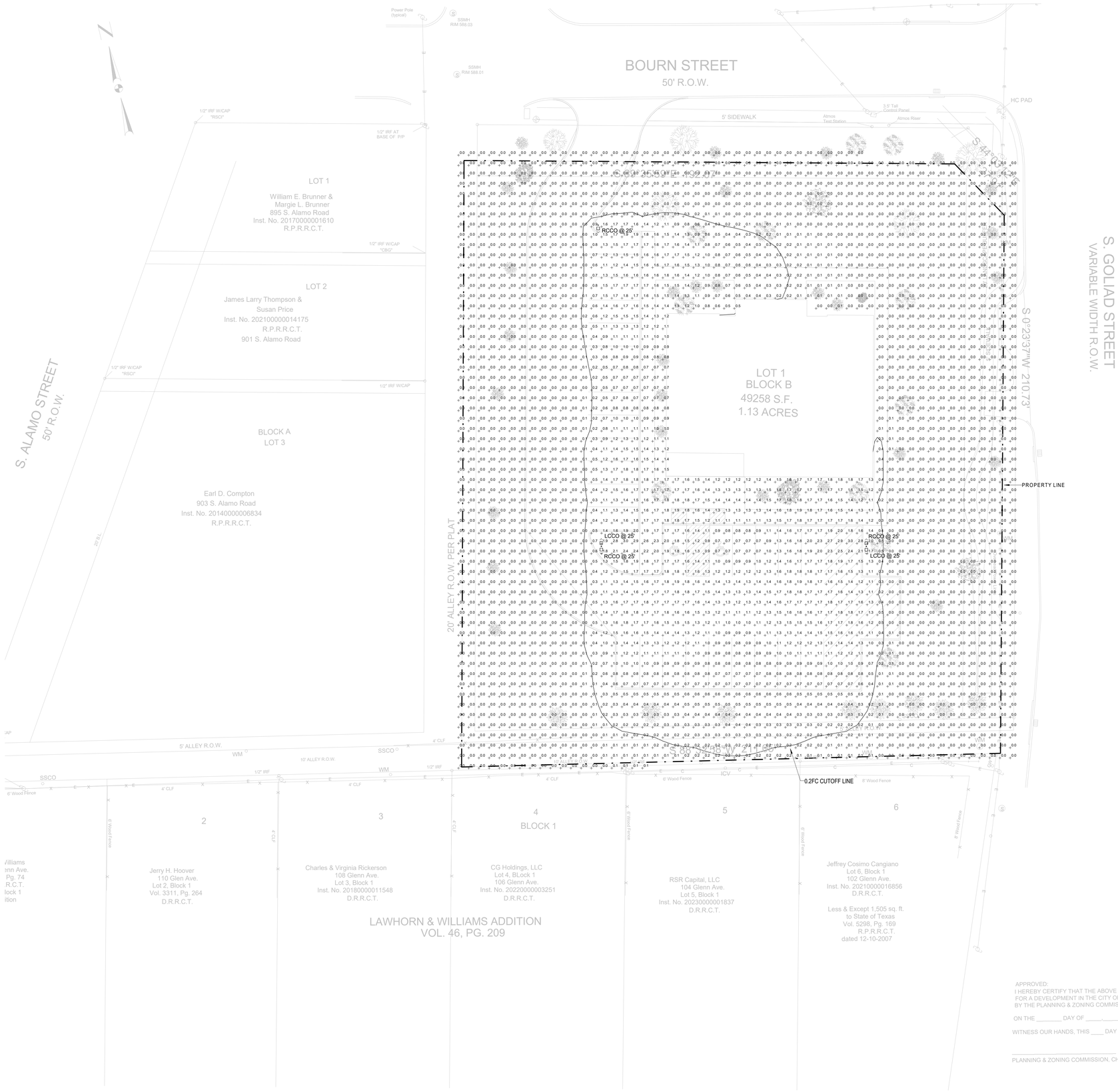

1 PHOTOMETRIC SITE PLAN
1/16" = 1'-0"

Schedule							
Label	QTY	Catalog Number	Description	Number Lamps	Lumens per Lamp	LLF	Wattage
LCCO	2	DSX1 LED P1 27K 80CRI LCCO	D-Series Size 1 Area Luminaire P1 Performance Package 2700K CCT 80 CRI Left Corner Cutoff Extreme Backlight Control	1	4730	1	50.9
RCCO	3	DSX1 LED P1 27K 80CRI RCCO	D-Series Size 1 Area Luminaire P1 Performance Package 2700K CCT 80 CRI Right Corner Cutoff Extreme Backlight Control	1	4730	1	50.9

Statistics						
Description	Symbol	Avg	Max	Min	Max/Min	Avg/Min
Site	+	0.4 fc	3.0 fc	0.0 fc	N/A	N/A

APPROVED:
I HEREBY CERTIFY THAT THE ABOVE AND FOREGOING SITE PLAN
FOR A DEVELOPMENT IN THE CITY OF ROCKWALL, TEXAS, WAS APPROVED
BY THE PLANNING & ZONING COMMISSION OF THE CITY OF ROCKWALL

ON THE _____ DAY OF _____,_____

WITNESS OUR HANDS, THIS ____ DAY OF _____, _____

_____ _____
PLANNING & ZONING COMMISSION, CHAIRMAN DIRECTOR OF PLANNING AND ZONING

CASE NO.

choice engineering
CHOICE ENGINEERING, LLC - TEXAS FIRM REG. NUMBER F-14879
SACHSE, TEXAS
PHONE: (469) 685-1260
WWW.CHOICE.ENGINEERING

THE DRAWING SHALL NOT BE REPRODUCED FOR ANY PROJECT, OTHER THAN THE ONE NOTED IN THE TITLE BLOCK, WITHOUT THE WRITTEN CONSENT OF CHOICE ENGINEERING, LLC. COPYRIGHT 2025, CHOICE ENGINEERING, LLC

KIM TIMPA LAW OFFICES
906 SGOLIAD @ BOURN TX
CITY OF ROCKWALL, ROCKWALL COUNTY, TEXAS

No.	Date	Description

SEAL:
STATE OF TEXAS
RAMON J. GRAMSTAD
124806
LICENSED
PROFESSIONAL ENGINEER
08/13/2025

ISSUE/ORIGINAL COPYRIGHT

DATE:	2025/08/12
PROJECT #:	24052
DRAWN BY:	RG
CHECKED BY:	JR

SHEET NAME:
PHOTOMETRIC PLAN

SHEET NUMBER:
PH1.0

Ordering Information

Accessories

Ordered and shipped separately.

DLL127F 1.5 JU	Photocell - SSL twist-lock (120-277V) [1]
DLL347F 1.5 CUL JU	Photocell - SSL twist-lock (347V) [1]
DLL480F 1.5 CUL JU	Photocell - SSL twist-lock (480V) [1]
DSHORT SBK	Shorting cap [2]
DSHROU PIRHN	House-side shield (enter package number 1-15 in place of X)
DSXRPA 3YRFBK	Round pole adapter (#5 drilling, specify finish)
DSXSPAS 3YRFBK	Square pole adapter #5 drilling (specify finish)
DSXRPA5 3YRFBK	Round pole adapter #5 drilling (specify finish)
DSXEGSR 3YRFBK	External glare shield (specify finish)
DSXFBSDB 3YRFBK	Bird spike deterrent bracket (specify finish)

NOTES

1 Rotated optics available with packages P10, P11, P12 and P13. Must be combined with option L90 or R90.
2 30K, 40K, and 50K available in 70CRI and 80CRI. 27K and 35K only available with 80CRI. Contact Technical Support for other possible combinations.
3 T3LG, T4LG, BLC3, BLC4, LCCO, RCCO not available with option HS.
4 Not available with emergency battery backup or any motion sensor.
5 HVOLT driver operates on any line voltage from 347-480V (50/60 Hz).
6 HVOLT not available with package P1 and P10 when combined with option NLTAIR2 PIRHN or option PIR.
7 XVOLT operates with any voltage between 277V and 480V (50/60 Hz).
8 XVOLT not available in packages P1 or P10. XVOLT not available with fusing (SF or DF).
9 Not available in 347V or 480V when ordered with NLTAIR2 PIRHN or PIR.
10 WBA cannot be combined with Type 5 distributions plus photocell (P5R).
11 NLTAIR2 and PIRHN must be ordered together. For more information on nLight AIR2 visit this link.
12 NLTAIR2 PIRHN not available with other controls including PIR, PER, PER5, PER7, FAO, BL30, BL50, DMG and DS. NLTAIR2 PIRHN not available with P1 and P10 using HVOLT. NLTAIR2 PIRHN not available with P1 and P10 using XVOLT.
13 PER, PER5, PER7, FAO, BL30, BL50, DMG, DS, PIR, PER5, PER7, FAO, BL30, BL50, DMG and DS. PIR not available with P1 and P10 using HVOLT. PIR not available with P1 and P10 using XVOLT.
14 PER/PER5/PER7 not available with NLTAIR2 PIRHN, PIR, BL30, BL50, FAO, DMG and DS. Photocell ordered and shipped as a separate line item from Acuity Brands Controls. Contact Technical Support for other possible combinations.
15 FAO not available with other dimming control options NLTAIR2 PIRHN, PIR, PER5, PER7, BL30, BL50, DMG and DS.
16 BL30 and BL50 are not available with NLTAIR2 PIRHN, PIR, PER, PER5, PER7, FAO, DMG and DS. BL30 or BL50 must specify 120, 277 or 347V. Consult Tech support for 208, 240 or 480 options.
17 DMG not available with NLTAIR2 PIRHN, PIR, PER, PER5, PER7, BL30, BL50, FAO and DS.
18 DS not available with NLTAIR2 PIRHN, PIR, PER, PER5, PER7, BL30, BL50, FAO and DMG.
19 DS requires (2) separately switched circuits. DS provides 50/50 fixture operation via (2) different sets of leads using (2) drivers. DS only available with packages P6, P7, P10, P11, P12 and P13.
20 Not available in combination with other options table on page 4 to see functionality.
21 Reference Controls Options table on page 4.
22 HS not available with T3LG, T4LG, BLC3, BLC4, LCCO and RCCO distribution. Also available as a separate accessory; see Accessories information.
23 CCE option not available with option BS and EGSR. Contact Technical Support for availability.
24 Option HA not available with performance packages P4, P5, P7, P8, P9 and P13.
25 Requires luminaire to be specified with P6R, P6RT, or P6RF option. See Controls Table on page 4.
26 Single fuse (SF) requires 120V, 277V, or 347V. Double fuse (DF) requires 208V, 240V or 480V. XVOLT not available with fusing (SF or DF).

Shield Accessories

External Glare Shield (EGSR)

House Side Shield (HS)

Drilling

HANDHOLE ORIENTATION

Template #8 Top of Pole

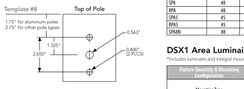

Tenon Mounting Slipfitter

Tenon O.D.	Slipfitter Size	Internal Depth	2 at 180	2 at 90	3 at 90	3 at 120	4 at 90
2-3/8"	RPA	A53-5-190	A53-5-280	A53-5-290	A53-5-390	A53-5-320	A53-5-490
2-7/8"	RPS	A57-25-190	A57-25-280	A57-25-290	A57-25-390	A57-25-320	A57-25-490
4"	RPA5	A57-35-190	A57-35-280	A57-35-290	A57-35-390	A57-35-320	A57-35-490

Mounting Option	Drilling Template	Single	2 at 180	2 at 90	3 at 90	3 at 120	4 at 90
Head Location		Side B	Side B & D	Side B & C	Side B, C & D	Round Pole Only	Side A, B, C & D
Drill Nomenclature	#8	DM19AS	DM28AS	DM29AS	DM39AS	DM32AS	DM49AS
Minimum Recommended Tenon Pole Embedment							
SPA	#8	3.5"	3.5"	3.5"	3.5"		3.5"
RPA	#8	3"	3"	3"	3"	3"	3"
SPAS	#5	3"	3"	3"	3"		3"
RPAS	#5	3"	3"	3"	3"	3"	3"
SPARN	#8	3"	3"	3"	3"		3"

DSX1 Area Luminaire - EPA

*Includes luminaire and integral mounting arm. Other tenons, arms, brackets or other accessories are not included in this EPA data.

Fixture Quantity & Mounting Configuration	Single DM19	2 @ 180 DM28	2 @ 90 DM29	3 @ 90 DM39	3 @ 120 DM32	4 @ 90 DM49
Mounting Type						
DSX1 with SPA	0.69	1.38	1.23	1.54	—	1.58
DSX1 with SPAS, SPARN	0.70	1.40	1.30	1.66	—	1.68
DSX1 with RPA, RPAS	0.70	1.40	1.30	1.66	1.60	1.68
DSX1 with WA	0.83	1.66	1.50	2.09	2.09	2.09

© 2011-2023 Acuity Brands Lighting, Inc. All rights reserved.

D-Series Size 1
LED Area Luminaire

Listing Number
Notes
Type

d^series

BAA

To list link text or header text this page to use all three line checkboxes.

Specifications

EPA: 0.69 ft² (0.06 m²)
Length: 32.71" (83.1 cm)
Width: 14.26" (36.2 cm)
Height H1: 7.88" (20.0 cm)
Height H2: 2.73" (6.9 cm)
Weight: 34 lbs (15.4 kg)

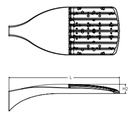

Introduction

The modern styling of the D-Series features a highly refined aesthetic that blends seamlessly with its environment. The D-Series offers the benefits of the latest in LED technology into a high performance, high efficacy, long-life luminaire.

The photometric performance results in sites with excellent uniformity, greater pole spacing and lower power density. D-Series outstanding photometry aids in reducing the number of poles required in area lighting applications with typical energy savings of 65% and expected service life of over 100,000 hours.

Ordering Information

EXAMPLE: DSX1 LED P7 40K 70CRI T3M MVOLT SPA NLTAIR2 PIRHN DDBXD

DSX1 LED

Series	LEDs	Color temperature [1]	Color Rendering Index [1]	Distribution		Voltage	Mounting
DSX1 LED	**Forward optics** P1 P6 P2 P7 P3 P8 P4 P9 P5 **Rotated optics** P10 [1] P12 [1] P11 [1] P13 [1]	(this section 70CRI only) 30K 3000K 40K 4000K 50K 5000K (this section 80CRI only, extended lead times apply) 27K 2700K 30K 3000K 35K 3500K 40K 4000K 50K 5000K	70CRI 70CRI 70CRI 70CRI 80CRI 80CRI 80CRI 80CRI 80CRI	AFR Automotive front row T1S Type I short T2M Type II medium T3M Type III medium T3LG Type III low glare [1] T4M Type IV medium T4LG Type IV low glare [1] TFTM Forward throw medium T5M Type V medium T5LG Type V low glare [1] T5W Type V wide BLC3 Type III backlight control [1] BLC4 Type IV backlight control [1] LCCO Left corner cutoff [1] RCCO Right corner cutoff [1]	MVOLT (120V-277V) [2] HVOLT (347V-480V) [3,4] XVOLT (277V - 480V) [5,6] 120 [7,8] 208 [7,8] 240 [7,8] 277 [7,8] 347 [7,8] 480 [7,8]	**Shipped included** SPA Square pole mounting (#8 drilling) RPA Round pole mounting (#8 drilling) SPAS Square pole mounting #5 drilling [9] RPAS Round pole mounting #5 drilling [9] SPARN Square narrow pole mounting #8 drilling WBA Wall bracket [10] MA Mast arm adapter (mounts on 2 3/8" OD horizontal tenon)

Control options		Other options	Finish (required)
Shipped installed NLTAIR2 PIRHN nLight AIR gen 2 enabled with bi-level motion / ambient sensor, 8-40' mounting height, ambient sensor enabled at 25. [11,12,13] PIR High/low, motion/ambient sensor, 8-40' mounting height, ambient sensor enabled at 25. [11,12] PER NEMA twist-lock receptacle only (controls ordered separately) [12] PER5 Five-pin receptacle only (controls ordered separately) [14,15] PER7 Seven-pin receptacle only (controls ordered separately) [14,15] FAO Field adjustable output [16,17] BL30 Bi-level switched dimming, 30% [16,17] BL50 Bi-level switched dimming, 50% [16,17] DMG 0-10v dimming wires pulled outside fixture (for use with an external control, ordered separately) [17] DS Dual switching [16,18,19]		**Shipped installed** SPD20KV 20KV surge protection HS Houseside shield (black finish standard) [22] L90 Left rotated optics [1] R90 Right rotated optics [1] CCE Coastal Construction [23] HA 50°C ambient operation [24] BAA Buy America(n) Act Compliant SF Single fuse (120, 277, 347V) [25] DF Double fuse (208, 240, 480V) [25] **Shipped separately** EGSR External Glare Shield (reversible, field install required, matches housing finish) BSDB Bird Spikes (field install required)	DDBXD Dark Bronze DBLXD Black DNAXD Natural Aluminum DWHXD White DDBTXD Textured dark bronze DBLBXD Textured black DNATXD Textured natural aluminum DWHGXD Textured white

© 2011-2023 Acuity Brands Lighting, Inc. All rights reserved.

Performance Data

Lumen Ambient Temperature (LAT) Multipliers

Use these factors to determine relative lumen output for average ambient temperatures from 0-40°C (32-104°F).

Ambient		Lumen Multiplier
0°C	32°F	1.04
5°C	41°F	1.04
10°C	50°F	1.03
15°C	50°F	1.02
20°C	68°F	1.01
25°C	**77°C**	**1.00**
30°C	86°F	0.99
35°C	95°F	0.98
40°C	104°F	0.97

Projected LED Lumen Maintenance

Data references the extrapolated performance projections for the platforms noted in a **25°C** ambient. Based on 10,000 hours of LED testing (tested per IESNA LM-80-08 and projected per IESNA TM-21-11).

To calculate L(J)F, use the lumen maintenance factor that corresponds to the desired number of operating hours below. For other lumen maintenance values, contact factory.

Operating Hours	Lumen Maintenance Factor
0	1.00
25,000	0.95
50,000	0.90
100,000	0.81

Electrical Load

	Performance Package	LED Count	Drive Current (mA)	Wattage	Current (A) 120V	208V	240V	277V	347V	480V
Forward Optics (Non-Rotated)	P1	30	530	51	0.42	0.24	0.21	0.18	0.15	0.11
	P2	30	700	68	0.56	0.33	0.28	0.24	0.20	0.14
	P3	30	1050	104	0.85	0.49	0.43	0.37	0.29	0.21
	P4	30	1250	125	1.03	0.60	0.52	0.45	0.36	0.26
	P5	30	1400	142	1.15	0.66	0.58	0.50	0.40	0.29
	P6	40	1250	167	1.38	0.79	0.69	0.60	0.48	0.34
	P7	40	1400	188	1.54	0.89	0.77	0.67	0.53	0.38
	P8	60	1100	216	1.80	1.04	0.90	0.78	0.62	0.45
	P9	60	1400	279	2.31	1.33	1.15	1.00	0.80	0.58
Rotated Optics (Requires L90 or R90)	P10	60	530	101	0.84	0.49	0.42	0.37	0.29	0.21
	P11	60	700	135	1.12	0.65	0.56	0.49	0.39	0.28
	P12	60	1050	206	1.72	0.99	0.86	0.74	0.59	0.43
	P13	60	1400	279	2.30	1.33	1.15	1.00	0.79	0.57

FAO Dimming Settings

FAO Position	% Wattage	% Light Output
8	100%	100%
7	93%	95%
6	80%	85%
5	66%	73%
4	54%	61%
3	41%	49%
2	29%	36%
1	15%	20%

*Note: Calculated values are based on original performance package data. When calculating new values for given FAO position, use maximum published values by package listed on specification sheet (input watts and lumens by optic type).

LED Color Temperature / Color Rendering Multipliers

	70 CRI		80 CRI		90 CRI	
	Lumen Multiplier	Availability	Lumen Multiplier	Availability	Lumen Multiplier	Availability
5000K	102%	Standard	92%	Extended lead-time	77%	(see note)
4000K	100%	Standard	92%	Extended lead-time	67%	(see note)
3500K	100%	(see note)	90%	Extended lead-time	63%	(see note)
3000K	96%	Standard	87%	Extended lead-time	61%	(see note)
2700K	94%	(see note)	85%	Extended lead-time	57%	(see note)

Note: Some LED types are available as per special request. Contact Technical Support for more information.

Motion Sensor Default Settings

Option	Unoccupied Dimmed Level	High Level (when occupied)	Photocell Operation	Dwell Time	Ramp-up Time	Dimming Fade Rate
PIR	30%	100%	Enabled @ 2FC	7.5 min	3 sec	5 min
NLTAIR2 PIRHN	30%	100%	Enabled @ 2FC	7.5 min	3 sec	5 min

Controls Options

Nomenclature	Description	Functionality	Primary control device	Notes
FAO	Field adjustable output device installed inside the luminaire; wired to the driver dimming leads.	Allows the luminaire to be manually dimmed, effectively trimming the light output.	FAO device	Cannot be used with other controls options that need the 0-10V leads
DS (not available on DSX0)	Drivers wired independently for 50/50 luminaire operation	The luminaire is wired to two separate circuits, allowing for 50/50 operation.	Independently wired drivers	Requires two separately switched circuits. Consider nLight AIR as a more cost effective alternative.
PER5 or PER7	Twist-lock photocell receptacle	Compatible with standard twist-lock photocells for dusk to dawn operation, or advanced control nodes that provide 0-10V dimming signals.	Twist-lock photocells such as DVL Elite or advanced control nodes such as ROAM.	Pins 4 & 5 to dimming leads on driver; Pins 6 & 7 are capped inside luminaire. Cannot be used with other controls options that need the 0-10V leads.
PIR	Motion sensor with integral photocell. Sensor suitable for 8 to 40' mounting height.	Luminaires dim when no occupancy is detected.	Acuity Controls rSBG	Cannot be used with other controls options that need the 0-10V leads.
NLTAIR2 PIRHN	nLight AIR enabled luminaire for motion sensing, photocell and wireless communication.	Motion and ambient light sensing with group response. Scheduled dimming with motion sensor over-ride when wirelessly connected to the nLight Eclipse.	nLight Air rSBG	nLight AIR sensors can be programmed and commissioned from the ground using the CLAIRity Pro app. Cannot be used with other controls options that need the 0-10V leads.
BL30 or BL50	Integrated bi-level device that allows a second control circuit to switch all light engines to either 30% or 50% light output	BLC device provides input to 0-10V dimming leads on all drivers providing either 100% or dimmed (30% or 50%) control by a secondary circuit	BLC UVOLT1	BLC device is powered off the 0-10V dimming leads, thus can be used with any input voltage from 120 to 480V

© 2011-2023 Acuity Brands Lighting, Inc. All rights reserved.

Photometric Diagrams

To see complete photometric reports or download .ies files for this product, visit Lithonia Lighting's homepage.

Isofootcandle plots for the DSX1 LED P8 40K 70CRI. Distances are in units of mounting height (25').

LEGEND
0.1 fc
0.5 fc
1.0 fc

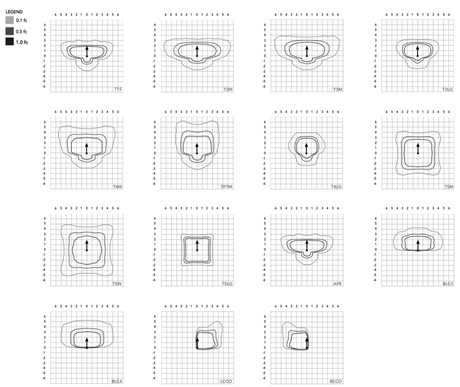

© 2011-2023 Acuity Brands Lighting, Inc. All rights reserved.

choice engineering
CHOICE ENGINEERING, LLC - TBPE#F-10966
TEXAS FIRM REG. NUMBER F-10966
SACHSE, TEXAS
PHONE: (469) 800-1280
WWW.CHOICE.ENGINEERING

THE DRAWING SHALL NOT BE REPRODUCED FOR ANY PROJECT, OTHER THAN THE ONE NOTED IN THE TITLE BLOCK, WITHOUT THE WRITTEN CONSENT OF CHOICE ENGINEERING, LLC. COPYRIGHT 2020, CHOICE ENGINEERING, LLC.

KIM TIMPA LAW OFFICES
906 SGOLIAD @ BOURN TX
CITY OF ROCKWALL, ROCKWALL COUNTY,
TEXAS

No.	Date	Description

SEAL:

STATE OF TEXAS
RAMON J. GRAMSTAD
124806
LICENSED
PROFESSIONAL ENGINEER
08/13/2025

ISSUE/ORIGINAL COPYRIGHT

DATE:	04/18/24
PROJECT #:	24052
DRAWN BY:	RG
CHECKED BY:	JR

SHEET NAME:
LIGHT FIXTURE DATA SHEETS

SHEET NUMBER:
PH1.1

AREA CALCULATIONS

TOTAL A/C S.F. =	4,512	S.F.
FRONT PORCH =	156	S.F.
+ REAR PORCH =	307	S.F.
TOTAL UNDER ROOF S.F. =	4,975	S.F.

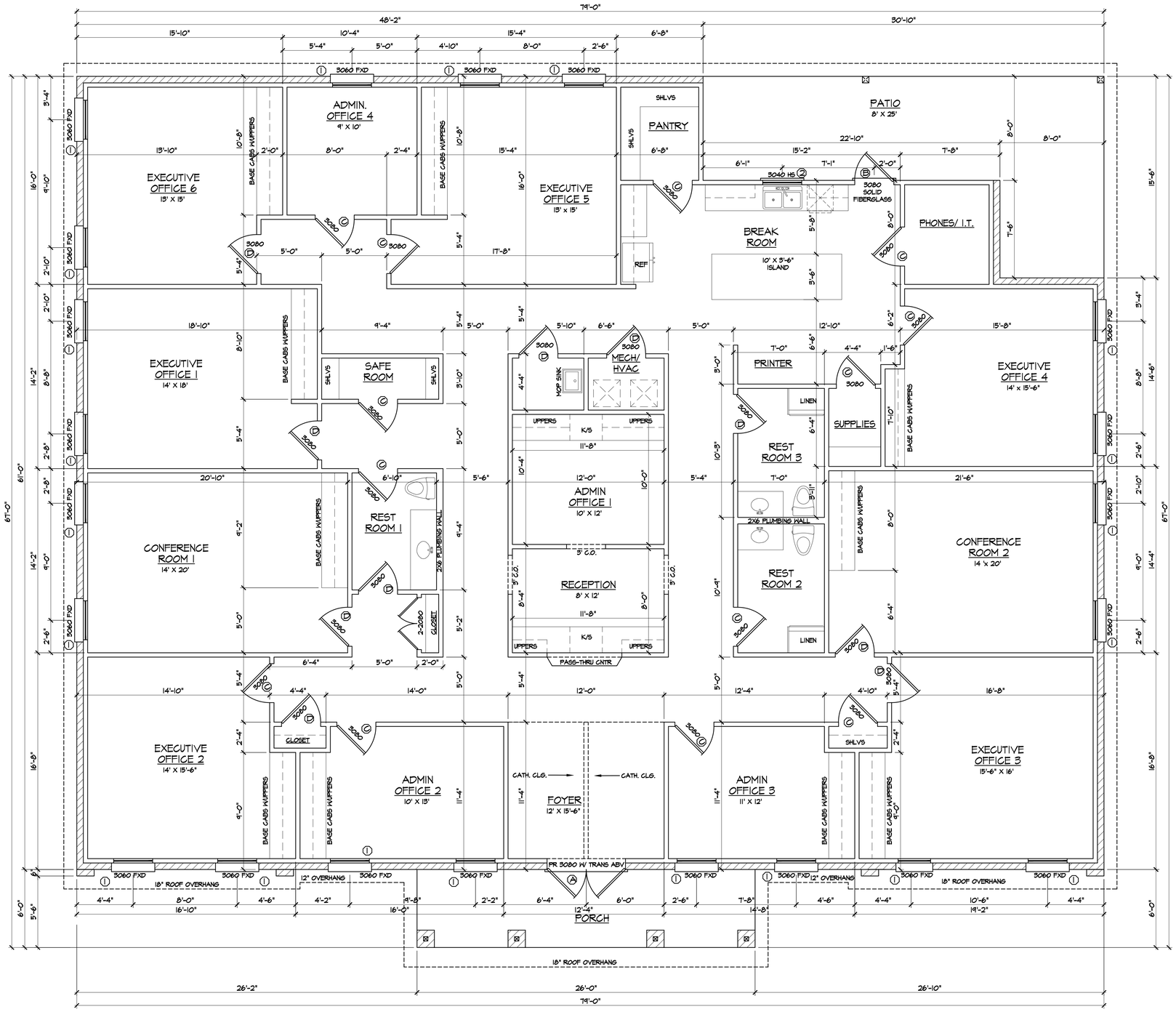

DOOR SCHEDULE

KEY	AMT	SIZE	NOTES
A	1	PAIR 3'-0" X 8'-0"	EXT. FR. DOOR UNIT, TRANSOM ABOVE, STAINED OAK
B	1	3'-0" X 8'-0"	EXTERIOR SOLID FIBERGLASS. RIGHT HAND OUTSWING
C	13	3'-0" X 8'-0"	INTERIOR, 6-PANEL, SOLID CORE, RIGHT HAND SWING
D	10	3'-0" X 8'-0"	INTERIOR, 6-PANEL, SOLID CORE, LEFT HAND SWING
E	-	-	-
F	-	-	-
G	-	-	-
H	-	-	-
J	-	-	-

WINDOW SCHEDULE

KEY	AMT	SIZE	NOTES
1	21	3'-0" X 6'-0"	FIXED
2	1	3'-0" X 4'-0"	HORIZONTAL SLIDER
3	-	-	-
4	-	-	-
5	-	-	-
6	-	-	-

FLOOR PLAN

SCALE: 1/4" = 1'-0"

PLANS BY MVL

MICHAEL V. LAND
EMAIL: planslyndesigns@gmail.com
N. COLLINS BLVD
RICHARDSON TX. 75080
PHONE: 972.250.2005
FAX: 972.250.0805

TIMPA LAW

THESE PLANS ARE INTENDED TO PROVIDE BASIC CONSTRUCTION/DESIGN INFORMATION NECESSARY TO COMPLETE THIS STRUCTURE. FIELD VERIFY THE ACCURACY OF THESE PLANS PRIOR TO CONSTRUCTION.
DO NOT SCALE THESE DRAWINGS.
BUILDER RESERVES THE RIGHT TO MODIFY THESE PLANS AS REQUIRED IN THE FIELD.
LOCAL CODES, ORDINANCES, AND RESTRICTIONS APPLY. LIMIT OF DESIGNERS LIABILITY NOT TO EXCEED PRICE PAID FOR THE PLANS.

DATE
06/28/2025
07/07/2025
07/08/2025
07/28/2025
08/05/2025
08/12/2025
-

A1