



DEVELOPMENT APPLICATION

City of Rockwall
Planning and Zoning Department
385 S. Goliad Street
Rockwall, Texas 75087

STAFF USE ONLY

PLANNING & ZONING CASE NO. SP2019-051

NOTE: THE APPLICATION IS NOT CONSIDERED ACCEPTED BY THE CITY UNTIL THE PLANNING DIRECTOR AND CITY ENGINEER HAVE SIGNED BELOW.

DIRECTOR OF PLANNING:

CITY ENGINEER:

Please check the appropriate box below to indicate the type of development request [SELECT ONLY ONE BOX]:

Platting Application Fees:

- Master Plat (\$100.00 + \$15.00 Acre)¹
- Preliminary Plat (\$200.00 + \$15.00 Acre)¹
- Final Plat (\$300.00 + \$20.00 Acre)¹
- Replat (\$300.00 + \$20.00 Acre)¹
- Amending or Minor Plat (\$150.00)
- Plat Reinstatement Request (\$100.00)

Site Plan Application Fees:

- Site Plan (\$250.00 + \$20.00 Acre)¹
- Amended Site Plan/Elevations/Landscaping Plan (\$100.00)

Zoning Application Fees:

- Zoning Change (\$200.00 + \$15.00 Acre)¹
- Specific Use Permit (\$200.00 + \$15.00 Acre)¹
- PD Development Plans (\$200.00 + \$15.00 Acre)¹

Other Application Fees:

- Tree Removal (\$75.00)
- Variance Request (\$100.00)

Notes:

¹: In determining the fee, please use the exact acreage when multiplying by the per acre amount. For requests on less than one acre, round up to one (1) acre.

PROPERTY INFORMATION [PLEASE PRINT]

Address 3150 Horizon Road, Rockwall, TX 75032

Subdivision 4703 Presbyterian Hospital of Rockwall

Lot 23

Block A

General Location

ZONING, SITE PLAN AND PLATTING INFORMATION [PLEASE PRINT]

Current Zoning PD-9

Current Use F1

Proposed Zoning PD-9

Proposed Use F1

Acreage 23.0864

Lots [Current] 5

Lots [Proposed] 1

SITE PLANS AND PLATS: By checking this box you acknowledge that due to the passage of HB3167 the City no longer has flexibility with regard to its approval process, and failure to address any of staff's comments by the date provided on the Development Calendar will result in the denial of your case.

OWNER/APPLICANT/AGENT INFORMATION [PLEASE PRINT/CHECK THE PRIMARY CONTACT/ORIGINAL SIGNATURES ARE REQUIRED]

Owner Texas Health Hospital Rockwall

Applicant Perkins and Will

Contact Person Jason Linscott

Contact Person Rachel Gruber

Address 3150 Horizon Road

Address 2218 Bryan Street

Suite 200

City, State & Zip Rockwall, TX 75032

City, State & Zip Dallas, TX 75201

Phone 469-698-1354

Phone 214-283-8809

E-Mail jason.linscott@phrtexas.com

E-Mail rachel.gruber@perkinswill.com

NOTARY VERIFICATION [REQUIRED]

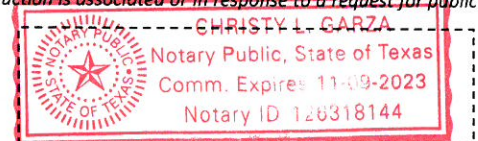
Before me, the undersigned authority, on this day personally appeared Jason Linscott [Owner] the undersigned, who stated the information on this application to be true and certified the following:

"I hereby certify that I am the owner for the purpose of this application; all information submitted herein is true and correct; and the application fee of \$ 100, to cover the cost of this application, has been paid to the City of Rockwall on this the 13th day of December, 20 19. By signing this application, I agree that the City of Rockwall (i.e. "City") is authorized and permitted to provide information contained within this application to the public. The City is also authorized and permitted to reproduce any copyrighted information submitted in conjunction with this application, if such reproduction is associated or in response to a request for public information."

Given under my hand and seal of office on this the 13th day of December, 20 19.

Owner's Signature

Notary Public in and for the State of Texas



My Commission Expires

11/9/23



DEVELOPMENT APPLICATION

City of Rockwall
Planning and Zoning Department
385 S. Goliad Street
Rockwall, Texas 75087

STAFF USE ONLY

PLANNING & ZONING CASE NO. _____

NOTE: THE APPLICATION IS NOT CONSIDERED ACCEPTED BY THE CITY UNTIL THE PLANNING DIRECTOR AND CITY ENGINEER HAVE SIGNED BELOW.

DIRECTOR OF PLANNING: _____

CITY ENGINEER: _____

Please check the appropriate box below to indicate the type of development request [SELECT ONLY ONE BOX]:

Platting Application Fees:

- Master Plat (\$100.00 + \$15.00 Acre)¹
- Preliminary Plat (\$200.00 + \$15.00 Acre)¹
- Final Plat (\$300.00 + \$20.00 Acre)¹
- Replat (\$300.00 + \$20.00 Acre)¹
- Amending or Minor Plat (\$150.00)
- Plat Reinstatement Request (\$100.00)

Site Plan Application Fees:

- Site Plan (\$250.00 + \$20.00 Acre)¹
- Amended Site Plan/Elevations/Landscaping Plan (\$100.00)

Zoning Application Fees:

- Zoning Change (\$200.00 + \$15.00 Acre)¹
- Specific Use Permit (\$200.00 + \$15.00 Acre)¹
- PD Development Plans (\$200.00 + \$15.00 Acre)¹

Other Application Fees:

- Tree Removal (\$75.00)
- Variance Request (\$100.00)

Notes:

¹: In determining the fee, please use the exact acreage when multiplying by the per acre amount. For requests on less than one acre, round up to one (1) acre.

PROPERTY INFORMATION [PLEASE PRINT]

Address **3150 Horizon Road, Rockwall, TX 75032**

Subdivision **4703 Presbyterian Hospital of Rockwall**

Lot **23**

Block **A**

General Location _____

ZONING, SITE PLAN AND PLATTING INFORMATION [PLEASE PRINT]

Current Zoning **PD-9**

Current Use **F1**

Proposed Zoning **PD-9**

Proposed Use **F1**

Acreage **23.0864**

Lots [Current] **5**

Lots [Proposed] **1**

SITE PLANS AND PLATS: By checking this box you acknowledge that due to the passage of HB3167 the City no longer has flexibility with regard to its approval process, and failure to address any of staff's comments by the date provided on the Development Calendar will result in the denial of your case.

OWNER/APPLICANT/AGENT INFORMATION [PLEASE PRINT/CHECK THE PRIMARY CONTACT/ORIGINAL SIGNATURES ARE REQUIRED]

Owner **Texas Health Hospital Rockwall**

Applicant **Perkins and Will**

Contact Person **Jason Linscott**

Contact Person **Rachel Gruber**

Address **3150 Horizon Road**

Address **2218 Bryan Street**

Suite 200

City, State & Zip **Rockwall, TX 75032**

City, State & Zip **Dallas, TX 75201**

Phone **469-698-1354**

Phone **214-283-8809**

E-Mail **jason.linscott@phrtexas.com**

E-Mail **rachel.gruber@perkinswill.com**

NOTARY VERIFICATION [REQUIRED]

Before me, the undersigned authority, on this day personally appeared _____ [Owner] the undersigned, who stated the information on this application to be true and certified the following:

"I hereby certify that I am the owner for the purpose of this application; all information submitted herein is true and correct; and the application fee of \$ _____, to cover the cost of this application, has been paid to the City of Rockwall on this the _____ day of _____, 20 _____. By signing this application, I agree that the City of Rockwall (i.e. "City") is authorized and permitted to provide information contained within this application to the public. The City is also authorized and permitted to reproduce any copyrighted information submitted in conjunction with this application, if such reproduction is associated or in response to a request for public information."

Given under my hand and seal of office on this the _____ day of _____, 20 _____. _____

Owner's Signature _____

Notary Public in and for the State of Texas _____

My Commission Expires _____



City of Rockwall

Planning & Zoning Department
 385 S. Goliad Street
 Rockwall, Texas 75032
 (P): (972) 771-7745
 (W): www.rockwall.com

The City of Rockwall GIS maps are continually under development and therefore subject to change without notice. While we endeavor to provide timely and accurate information, we make no guarantees. The City of Rockwall makes no warranty, express or implied, including warranties of merchantability and fitness for a particular purpose. Use of the information is the sole responsibility of the user.



CONSULTANTS

CIVIL
RAYMOND L. GOODSON JR., INC.
12001 N CENTRAL EXPY SUITE 300 DALLAS, TX 75243

STRUCTURAL
LA FUESS PARTNERS
3333 LEE PKWY #300, DALLAS, TX 75219

MEP
SW ASSOCIATES CONSULTING
1700 PACIFIC AVENUE, STE 2100 DALLAS, TX 75201

LANDSCAPING
KENDALL LANDSCAPE ARCHITECTRE
8150 N CENTRAL EXPY #701, DALLAS, TX 75206

OWNER
TEXAS HEALTH RESOURCES
9300 AMBERTON PKWY, SUITE 1000, DALLAS, TX 75243

CONTRACTOR
ROGERS-O'BRIEN CONSTRUCTION
1901 REGAL ROW, DALLAS, TX 75235

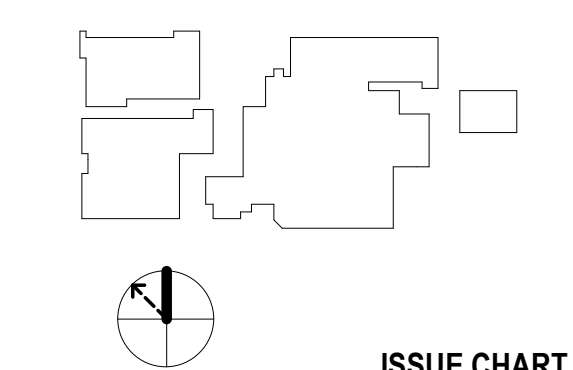
PROGRESS SET FOR REVIEW ONLY THESE DOCUMENTS ARE FOR DESIGN REVIEW AND NOT INTENDED FOR CONSTRUCTION, BIDDING, OR PERMIT PURPOSES. THEY WERE PREPARED BY OR UNDER SUPERVISION OF:
MARK DAVID ROAN
LICENSE NO. 19824

PROJECT



**PRESBYTERIAN HOSPITAL
ROCKWALL EXPANSION
& RENOVATION**
3150 HORIZON RD.
ROCKWALL, TX 75032

KEYPLAN



ISSUE CHART

MARK	ISSUE	DATE

ISSUE FOR REVIEW 12/13/2019

SITE PLAN INFORMATION

SITE TO BE REPLATTED INTO ONE LOT INCLUDING LOTS 6, 8, 9, 12, AND 23.
TOTAL APPROXIMATE SITE AREA: 1,005,844 SF OR 23.09 ACRES
TOTAL SITE AREA AND EXACT LOT DIMENSIONS PENDING PER NEW PLAT

PARKING SPACES REQUIRED

TEXAS DEPARTMENT OF HEALTH	
1 SPACE PER BED	270 BEDS= 270 SPACES
1 SPACE PER DAY SHIFT EMPLOYEE	380 EMPLOYEES= 380 SPACES
4 ROOMS= 16 SPACES PER OUTPAT. SURG. PROC.	4 ROOMS= 16 SPACES
1 SPACE PER 200 SF - MOB 1	40000 SF = 200 SPACES
1 SPACE PER 200 SF - MOB 2	40000 SF = 200 SPACES
SUBTOTAL	1066 SPACES REQUIRED
CITY OF ROCKWALL	
EXISTING DIAGNOSTIC CENTER	4 + 61 = 65 SPACES
12,382 SQ. FT.	
4 SPACES FOR FIRST 200 SQ. FT.	
1 SPACE FOR EVERY 200 SQ. FT. OVER 200 SQ. FT.	
TOTAL	1095 SPACES REQUIRED
REQUIRED ACCESSIBLE SPACES FOR EXISTING CONSTRUCTION, NEW ADDITION, AND RENOVATIONS TO MAJOR FUNCTION AREAS:	
10% FOR OUTPATIENT	13 SPACES
20 + 1 FOR EVERY 100 OVER 1000	21 SPACES
TOTAL	34 SPACES REQUIRED

PARKING SPACES PROVIDED

EXISTING SPACES TO REMAIN	
STANDARD SPACES	951 SPACES
ACCESSIBLE SPACES	(26 SPACES)
TOTAL EXISTING SPACES	977 SPACES PROVIDED (26 ACCESSIBLE)
ADDITIONS & RENOVATIONS	
NEW PARKING SPACES	+9 SPACES
STANDARD SPACES	+8 SPACES
AMBULANCE PARKING	
NEW SOUTH LOT	+10 SPACES
STANDARD SPACES	+4 SPACES
ACCESSIBLE SPACES	
NEW PHYSICIAN PARKING	+39 SPACES
STANDARD SPACES	+2 SPACES
ACCESSIBLE SPACES	
NEW EAST LOT	+85 SPACES
STANDARD SPACES	+2 SPACES
ACCESSIBLE SPACES	
NEW BUILDING ACCESSIBLE	+13 SPACES
TOTAL NEW SPACES	158 SPACES PROVIDED (21 ACCESSIBLE)
NOTES:	
1.	1 IN EVERY 6 ACCESSIBLE SPACES SHALL BE SERVED BY A 96 INCH WIDE ACCESS AISLE AND SHALL BE DESIGNATED AS "VAN ACCESSIBLE". SO FOR THIS PROJECT, 6 VAN ACCESSIBLE SPACES ARE REQUIRED.
2.	THE EXISTING MARKED ACCESSIBLE SPACES TO REMAIN MAY NOT MEET CURRENT GUIDELINES FOR ACCESSIBILITY. THE SCOPE OF THIS PROJECT DOES NOT INCLUDE UPDATING OF THE EXISTING SPACES.

SITE PLAN PLAN LEGEND

	NEW CONSTRUCTION
	PROPERTY LINE
	EASEMENT, BUILDING SETBACK & R.O.W.

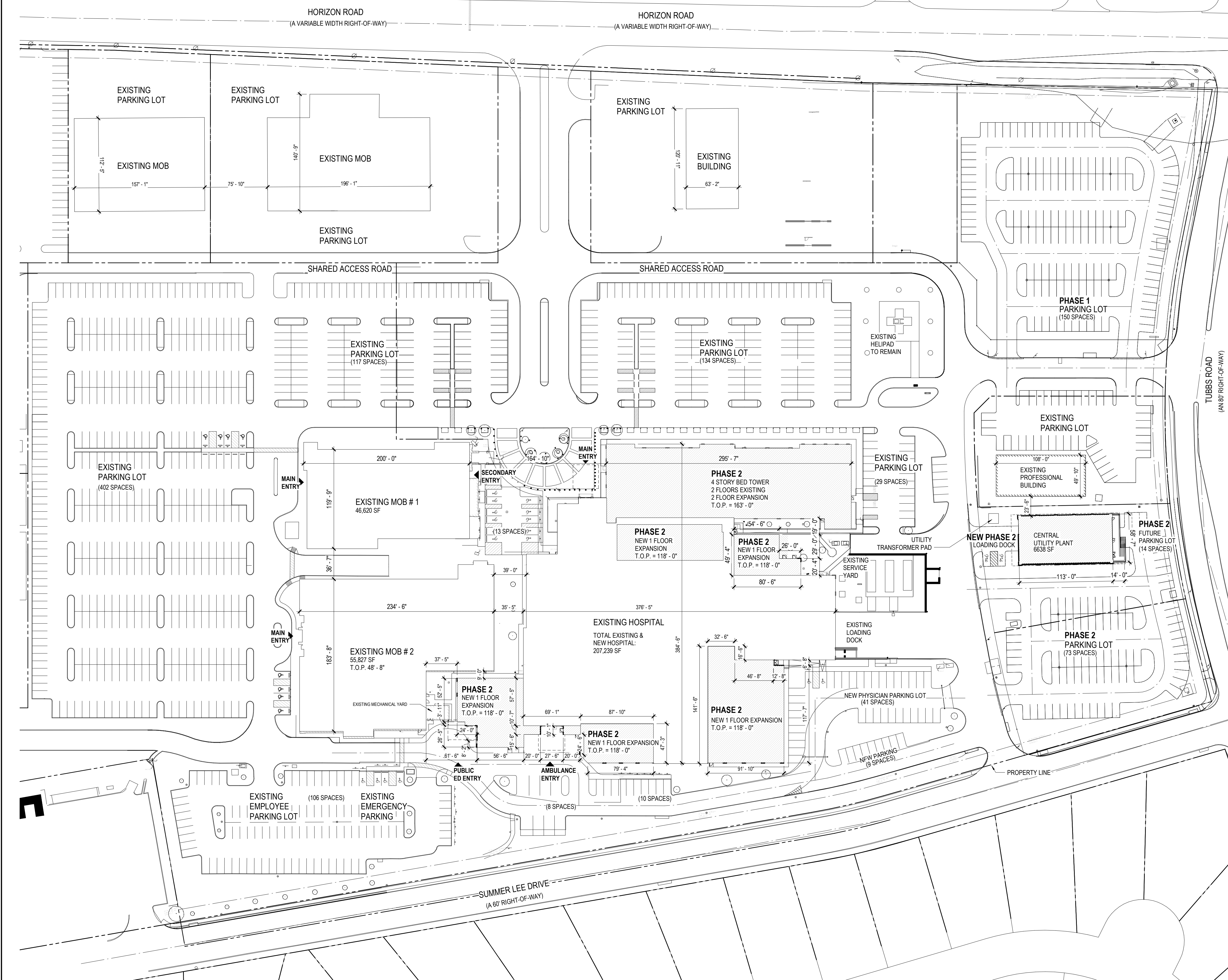
SITE PLAN NOTES BY NUMBER

	<<< Indicates Sheet Keynote on Plan
ST8	EXISTING CANOPY REF: XXX-XXX
ST9	LANDSCAPE REMODEL AT ENTRY DRIVE REF: XXX-XXX
ST11	NEW ACCESS PARKING REF: XXX-XXX

SITE PLAN

SHEET NUMBER

A01-00



01 SITE PLAN
1" = 60'-0"

CONSULTANTS

CIVIL
RAYMOND L. GOODSON JR., INC.
12001 N CENTRAL EXPY SUITE 300 DALLAS, TX 75243

STRUCTURAL
LA FUESS PARTNERS
3333 LEE PKWY #300, DALLAS, TX 75219

MEP
SW ASSOCIATES CONSULTING ENGINEERS
1700 PACIFIC AVENUE, STE 2100 DALLAS, TX 75201

LANDSCAPING
KENDALL LANDSCAPE ARCHITECTRE
8150 N CENTRAL EXPY #701, DALLAS, TX 75206

OWNER
TEXAS HEALTH RESOURCES
9300 AMBERTON PKWY, SUITE 1000 DALLAS, TX 75243

CONTRACTOR
ROGERS-O'BRIEN CONSTRUCTION
1901 REGAL ROW, DALLAS, TX 75235

**FOR REVIEW ONLY
NOT FOR CONSTRUCTION**

ISSUED 12/13/19

THESE DOCUMENTS ARE FOR DESIGN REVIEW AND NOT INTENDED FOR CONSTRUCTION, BIDDING OR PERMIT PURPOSES. THEY WERE PREPARED BY, OR UNDER THE SUPERVISION OF:

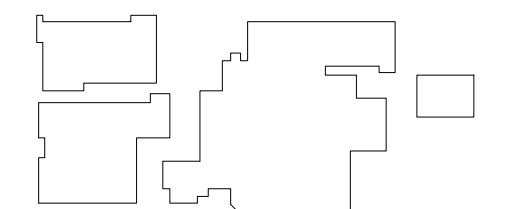
KRUEGER BRODBECK
TEXAS PE #109736

PROJECT



**PRESBYTERIAN
HOSPITAL ROCKWALL
EXPANSION & RENOVATION**
3150 HORIZON RD.
ROCKWALL, TX 75032

KEYPLAN



ISSUE CHART

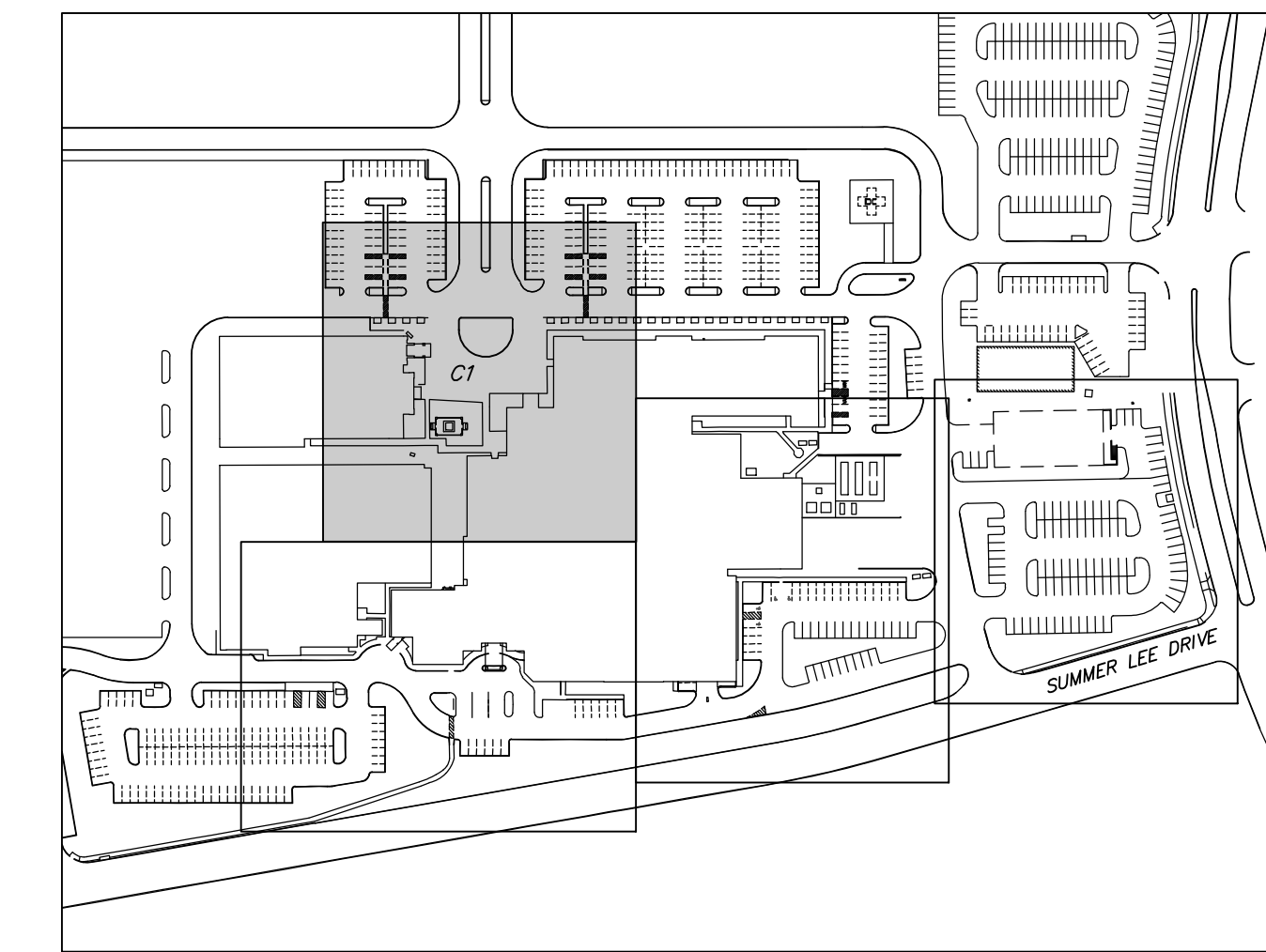
MARK	ISSUE	DATE

Signature _____
Case Number _____
Job Number 147381.000
TITLE

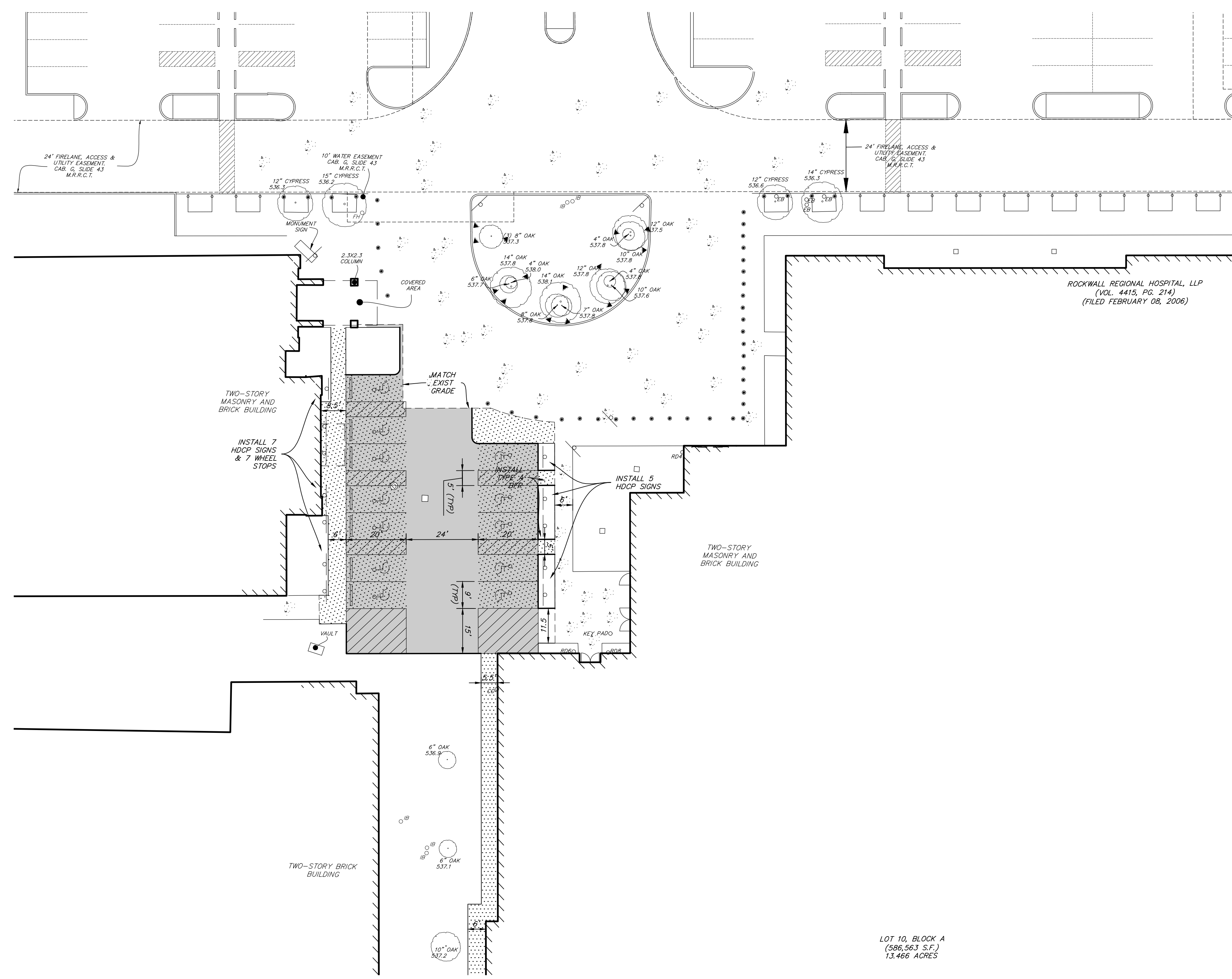
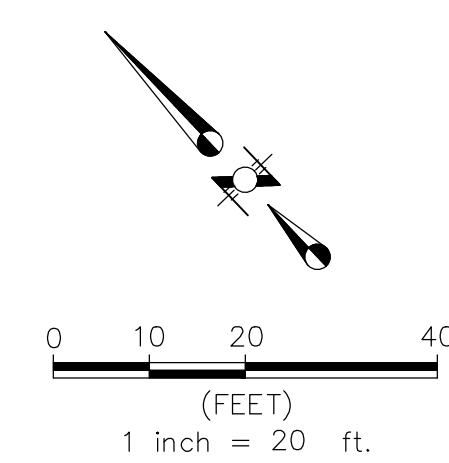
**SITE DIMENSIONAL
CONTROL PLAN**

SHEET NUMBER

C1



KEYMAP
1"=200'



LEGEND

- INSTALL 6" 3600psi REINFORCED CONCRETE PAVEMENT WITH #3 BARS @ 18" O.C.E.W.
- INSTALL 5" 3600psi REINFORCED CONCRETE PAVEMENT WITH #3 BARS @ 18" O.C.E.W.
- INSTALL 4" 3000psi REINFORCED CONCRETE PAVEMENT WITH #3 BARS @ 24" O.C.E.W.
- PROPOSED CURB
- LIMITS OF PAVEMENT SAWCUT

CONSULTANTS

CIVIL
RAYMOND L. GOODSON JR., INC.
12001 N CENTRAL EXPY SUITE 300 DALLAS,
TX 75243

STRUCTURAL
LA FUESS PARTNERS
3333 LEE PKWY #300, DALLAS, TX 75219

MEP
SW ASSOCIATES CONSULTING ENGINEERS
1700 PACIFIC AVENUE, STE 2100
DALLAS, TX 75201

LANDSCAPING
KENDALL LANDSCAPE ARCHITECTRE
8150 N CENTRAL EXPY #701, DALLAS, TX
75206

OWNER
TEXAS HEALTH RESOURCES
9300 AMBERTON PKWY, SUITE 1000
DALLAS, TX 75243

CONTRACTOR
ROGERS-O'BRIEN CONSTRUCTION
1901 REGAL ROW, DALLAS, TX 75235

FOR REVIEW ONLY
NOT FOR CONSTRUCTION

ISSUED 12/13/19

THESE DOCUMENTS ARE FOR DESIGN
REVIEW AND NOT INTENDED FOR
CONSTRUCTION, BIDDING OR PERMIT
PURPOSES. THEY WERE PREPARED BY,
OR UNDER THE SUPERVISION OF:

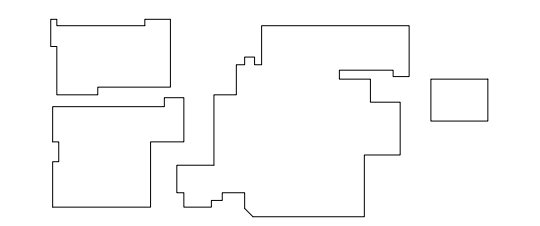
KRUEGER BRODBECK
TEXAS PE #109736

PROJECT



**PRESBYTERIAN
HOSPITAL ROCKWALL
EXPANSION & RENOVATION**
3150 HORIZON RD.
ROCKWALL, TX 75032

KEYPLAN



ISSUE CHART

MARK	ISSUE	DATE
Signature		

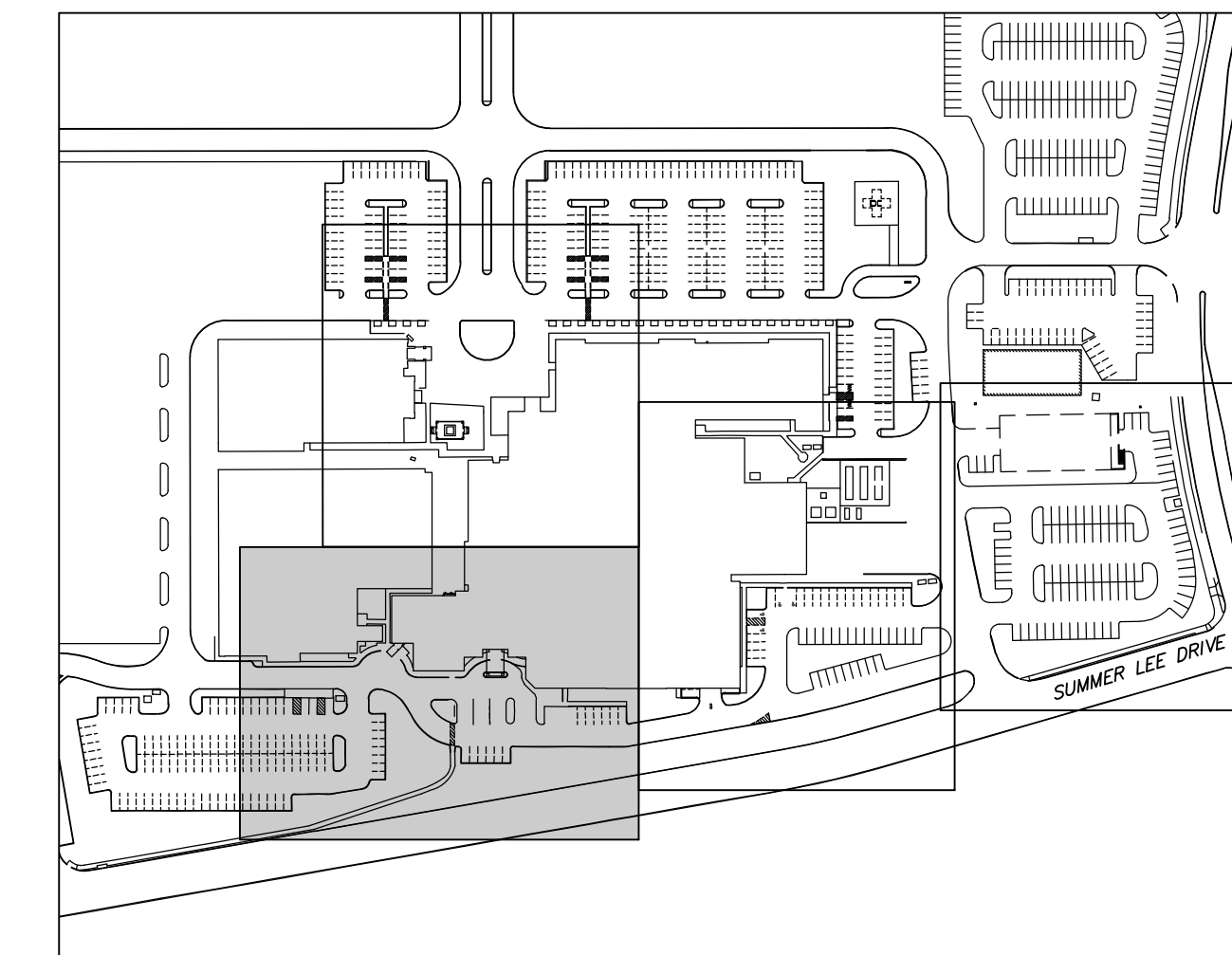
Case Number
Job Number 147381.000

TITLE

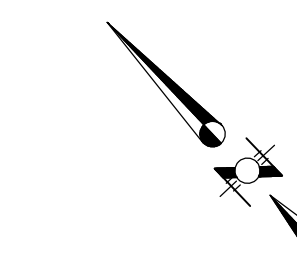
**SITE DIMENSIONAL
CONTROL PLAN**

SHEET NUMBER

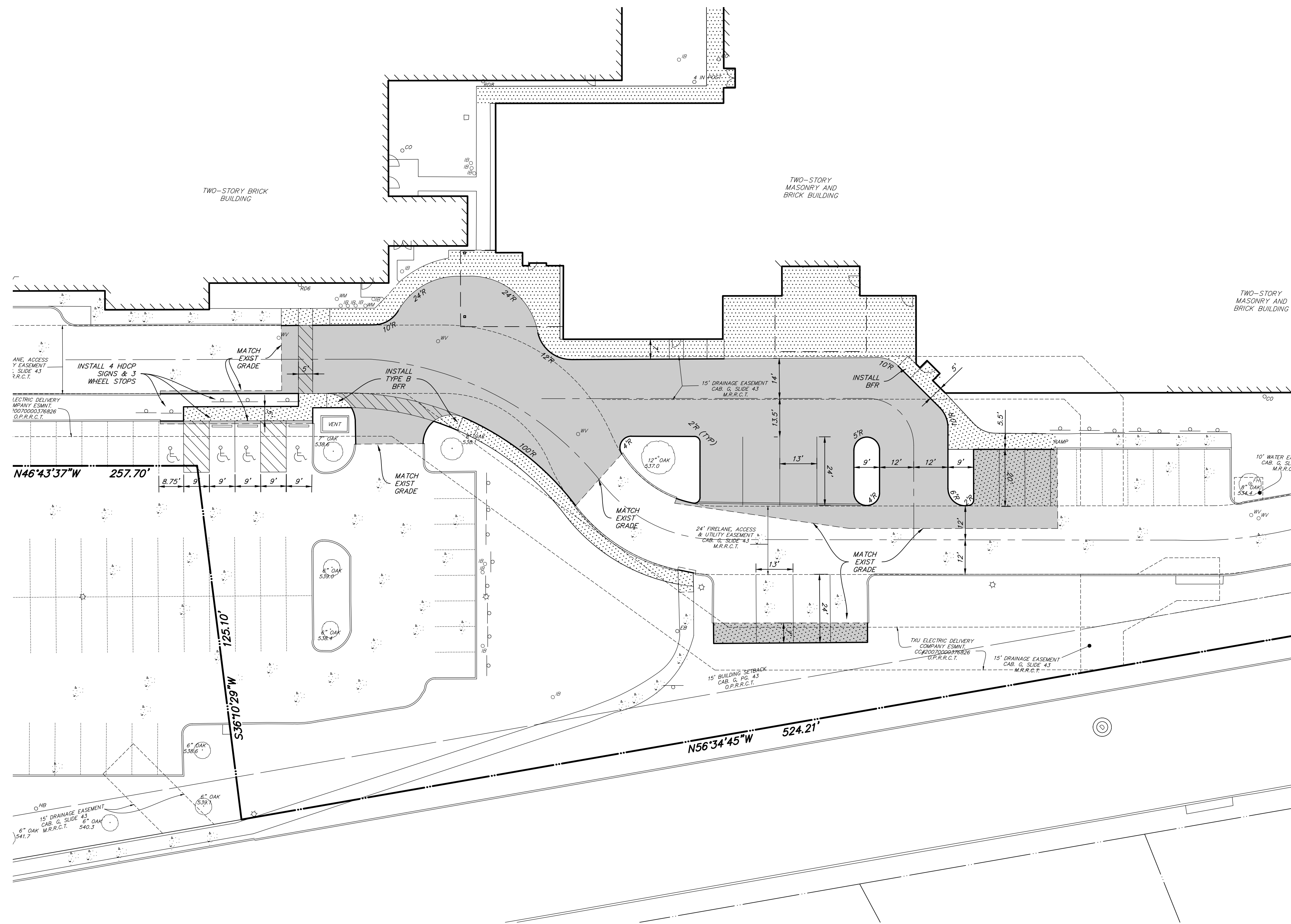
C2



KEYMAP
1" = 200'



0 10 20 40
(FEET)
1 inch = 20 ft.



LEGEND

- INSTALL 6" 3600psi REINFORCED CONCRETE PAVEMENT WITH #3 BARS @ 18" O.C.E.W.
- INSTALL 5" 3600psi REINFORCED CONCRETE PAVEMENT WITH #3 BARS @ 18" O.C.E.W.
- INSTALL 4" 3000psi REINFORCED CONCRETE PAVEMENT WITH #3 BARS @ 24" O.C.E.W.
- PROPOSED CURB
- LIMITS OF PAVEMENT SAWCUT

CONSULTANTS

CIVIL
RAYMOND L. GOODSON JR., INC.
12001 N CENTRAL EXPY SUITE 300 DALLAS, TX 75243
STRUCTURAL
LA FUESS PARTNERS
3333 LEE PKWY #300, DALLAS, TX 75219

MEP
SW ASSOCIATES CONSULTING ENGINEERS
1700 PACIFIC AVENUE, STE 2100
DALLAS, TX 75201

LANDSCAPING
KENDALL LANDSCAPE ARCHITECTURE
8150 N CENTRAL EXPY #701, DALLAS, TX 75206

OWNER
TEXAS HEALTH RESOURCES
9300 AMBERTON PKWY, SUITE 1000
DALLAS, TX 75243
CONTRACTOR
ROGERS-O'BRIEN CONSTRUCTION
1901 REGAL ROW, DALLAS, TX 75235

FOR REVIEW ONLY NOT FOR CONSTRUCTION

ISSUED 12/13/19

THESE DOCUMENTS ARE FOR DESIGN REVIEW AND NOT INTENDED FOR CONSTRUCTION, BIDDING OR PERMIT PURPOSES. THEY WERE PREPARED BY, OR UNDER THE SUPERVISION OF:

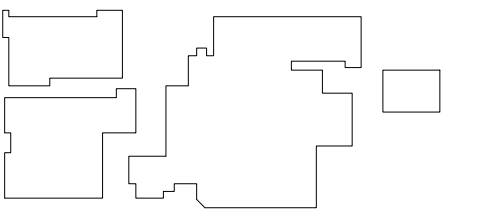
KRUEGER BRODBECK
TEXAS PE #109736

PROJECT



**PRESBYTERIAN
HOSPITAL ROCKWALL
EXPANSION & RENOVATION**
3150 HORIZON RD.
ROCKWALL, TX 75032

KEYPLAN



ISSUE CHART

MARK ISSUES DATE
Signature

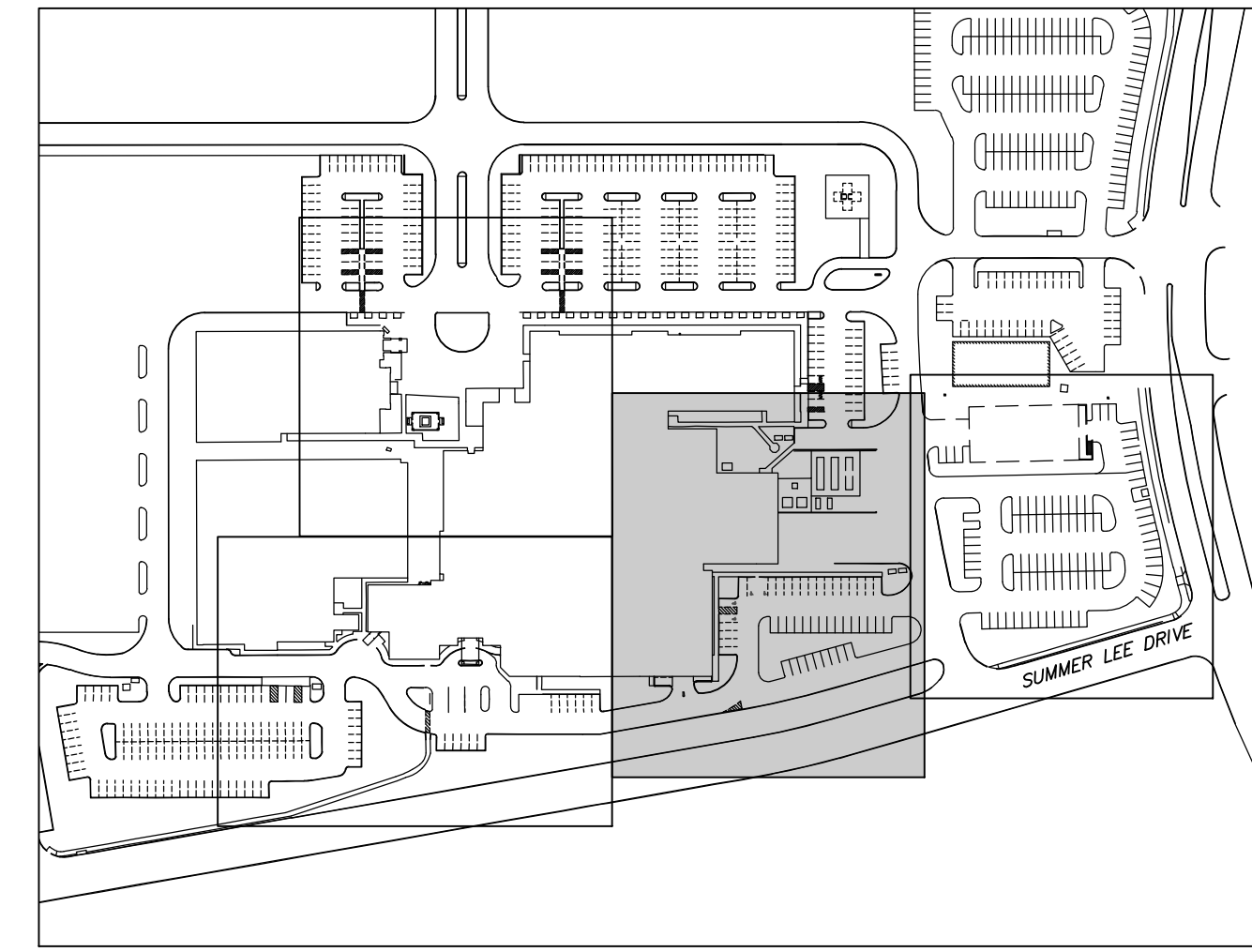
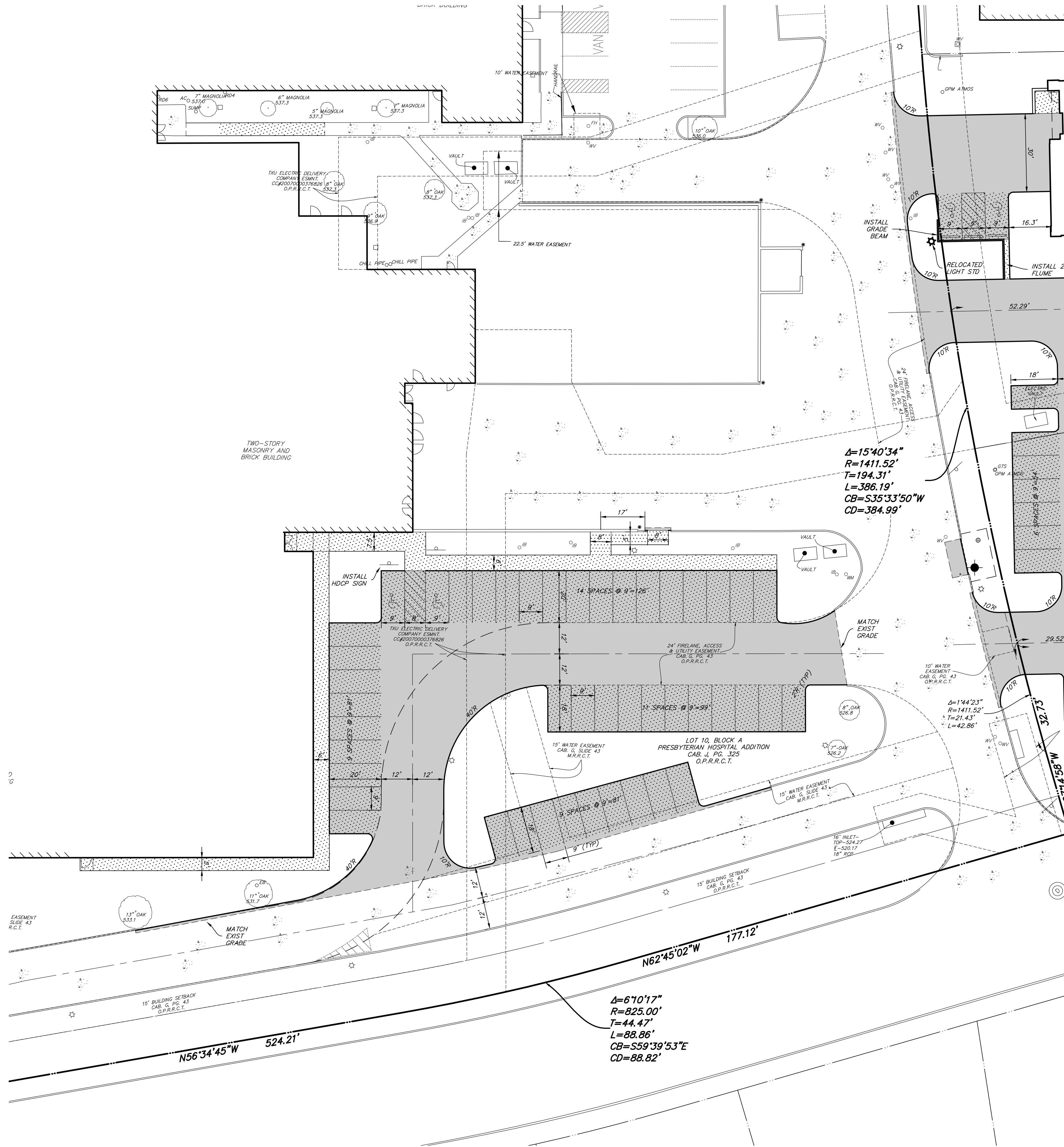
Case Number
Job Number 147381.000

TITLE

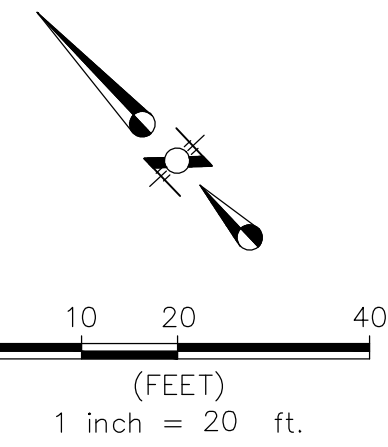
**SITE DIMENSIONAL
CONTROL PLAN**

SHEET NUMBER

C1



KEYMAP
1"=200'



LEGEND

- INSTALL 6" 3600psi REINFORCED CONCRETE PAVEMENT WITH #3 BARS @ 18" O.C.E.W.
- INSTALL 5" 3600psi REINFORCED CONCRETE PAVEMENT WITH #3 BARS @ 18" O.C.E.W.
- INSTALL 4" 3000psi REINFORCED CONCRETE PAVEMENT WITH #3 BARS @ 24" O.C.E.W.
- PROPOSED CURB
- LIMITS OF PAVEMENT SAWCUT

CONSULTANTS

CIVIL
 RAYMOND L. GOODSON JR., INC.
 12001 N CENTRAL EXPY SUITE 300 DALLAS,
 TX 75243

STRUCTURAL
 LA FUESS PARTNERS
 3333 LEE PKWY #300, DALLAS, TX 75219

MEP
 SW ASSOCIATES CONSULTING ENGINEERS
 1700 PACIFIC AVENUE, STE 2100
 DALLAS, TX 75201

LANDSCAPING
 KENDALL LANDSCAPE ARCHITECTURE
 8150 N CENTRAL EXPY #701, DALLAS, TX
 75206

OWNER

TEXAS HEALTH RESOURCES
 9300 AMBERTON PKWY, SUITE 1000
 DALLAS, TX 75243

CONTRACTOR

ROGERS-O'BRIEN CONSTRUCTION
 1901 REGAL ROW, DALLAS, TX 75235

FOR REVIEW ONLY
 NOT FOR CONSTRUCTION

ISSUED 12/13/19

THESE DOCUMENTS ARE FOR DESIGN
 REVIEW AND NOT INTENDED FOR
 CONSTRUCTION, BIDDING OR PERMIT
 PURPOSES. THEY WERE PREPARED BY,
 OR UNDER THE SUPERVISION OF:

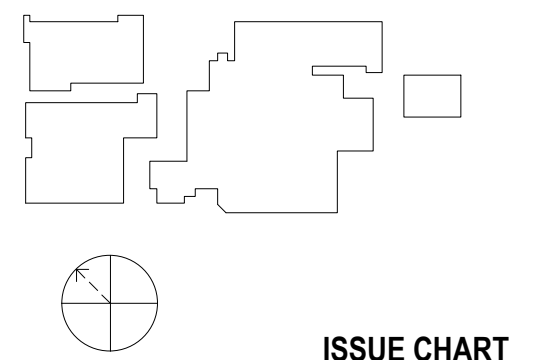
KRUEGER BRODBECK
 TEXAS PE #109736

PROJECT



PRESBYTERIAN
 HOSPITAL ROCKWALL
 EXPANSION & RENOVATION
 3150 HORIZON RD.
 ROCKWALL, TX 75032

KEYPLAN



ISSUE CHART

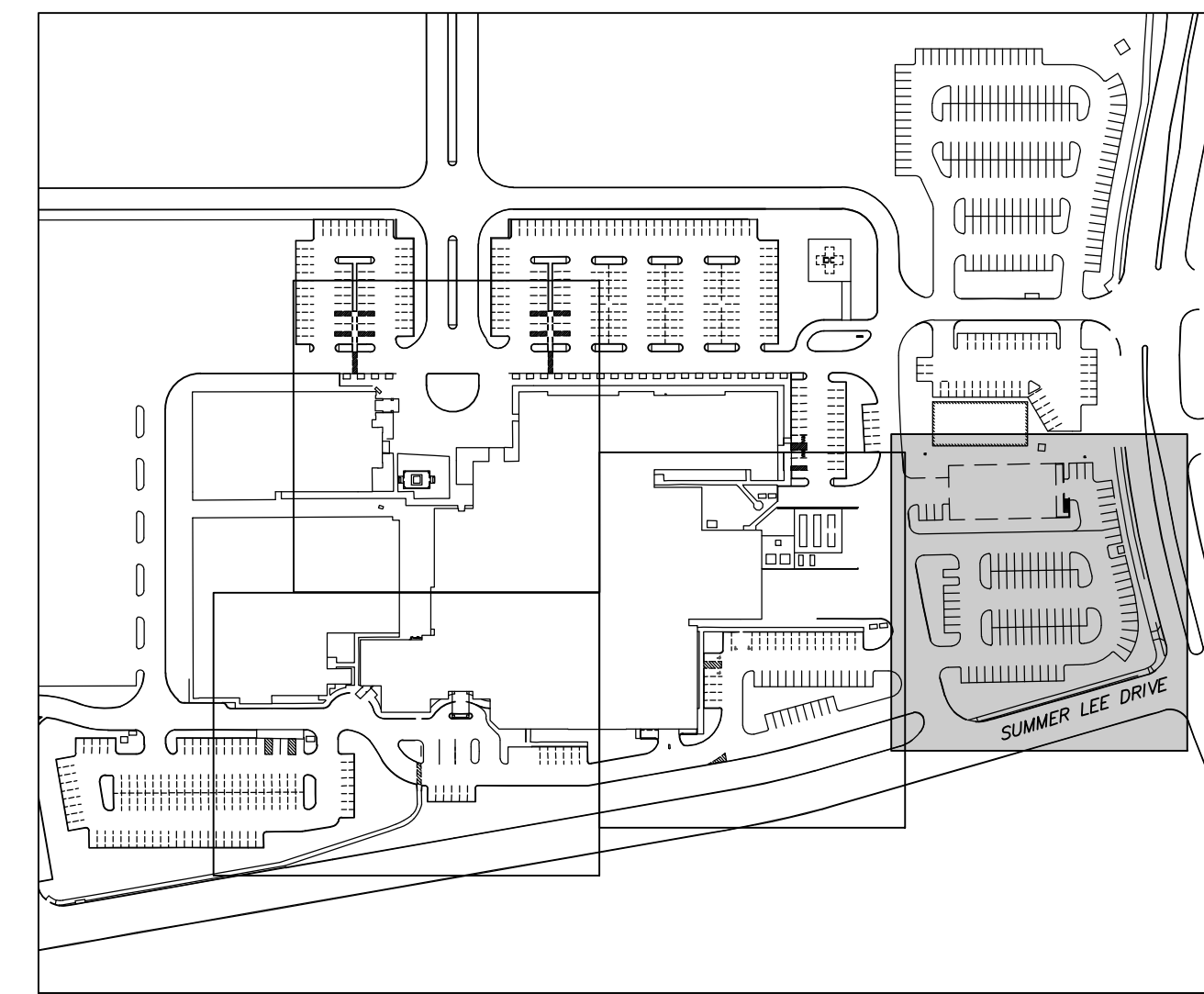
MARK	ISSUE	DATE
Signature		

Case Number	
Job Number	147381.000
TITLE	

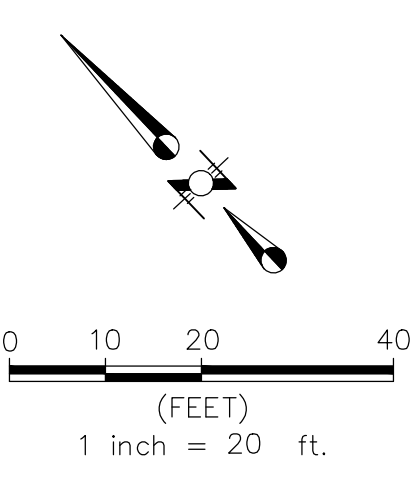
SITE DIMENSIONAL
 CONTROL PLAN

SHEET NUMBER

C4

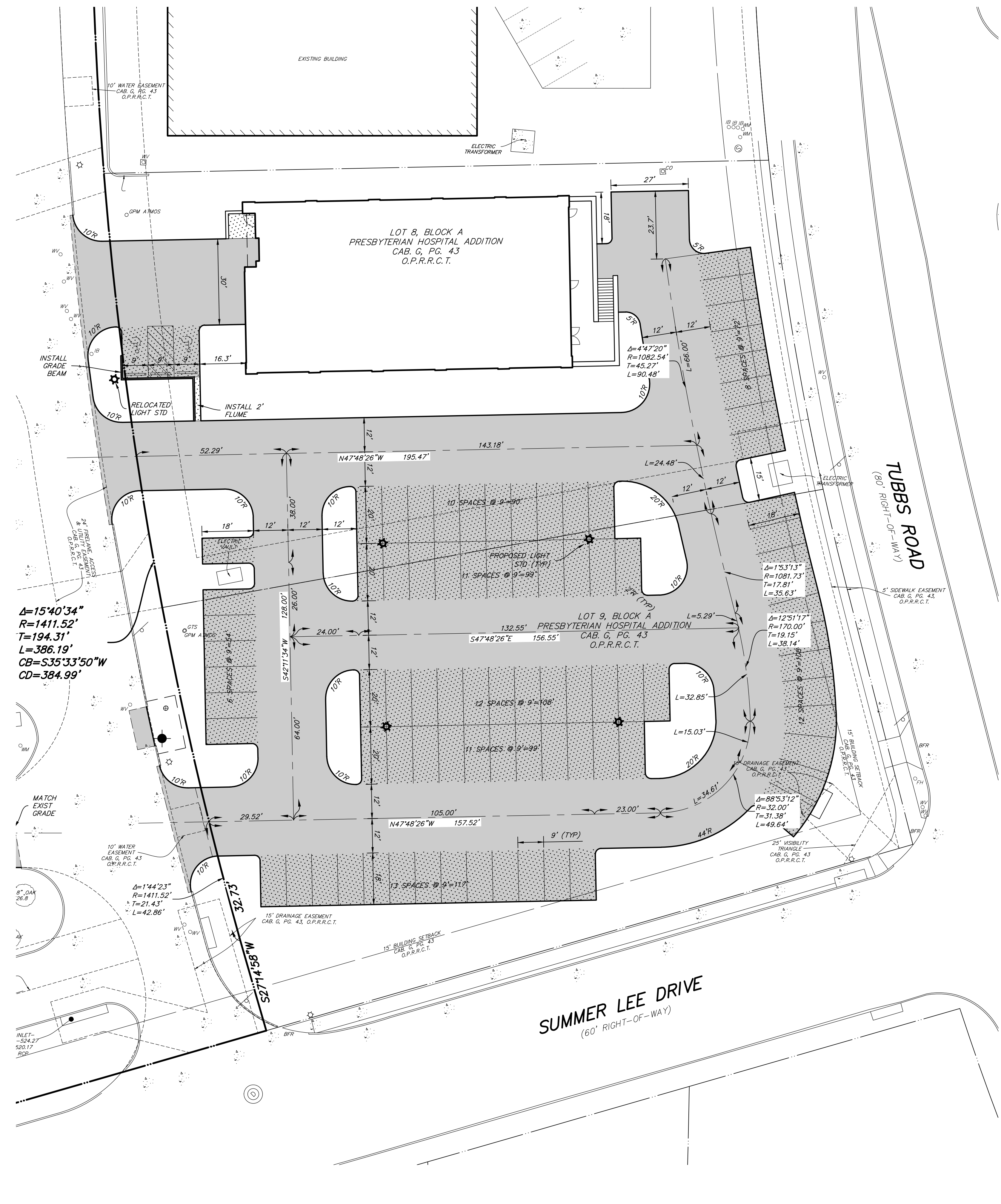


KEYMAP
 1"=200'



LEGEND

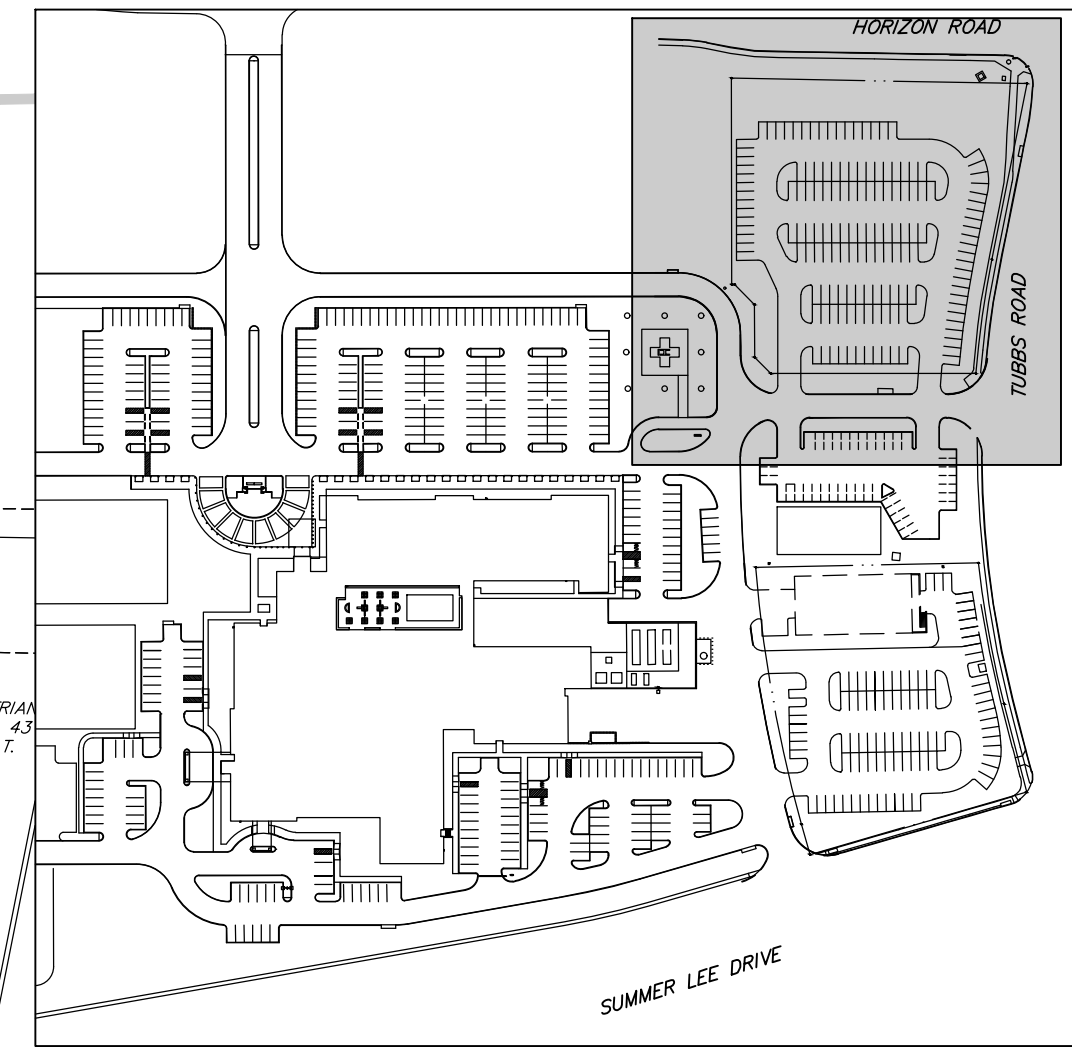
- INSTALL 6" 3600psi REINFORCED CONCRETE PAVEMENT WITH #3 BARS @ 18" O.C.E.W.
- INSTALL 5" 3600psi REINFORCED CONCRETE PAVEMENT WITH #3 BARS @ 18" O.C.E.W.
- INSTALL 4" 3000psi REINFORCED CONCRETE PAVEMENT WITH #3 BARS @ 24" O.C.E.W.
- PROPOSED CURB
- LIMITS OF PAVEMENT SAWCUT



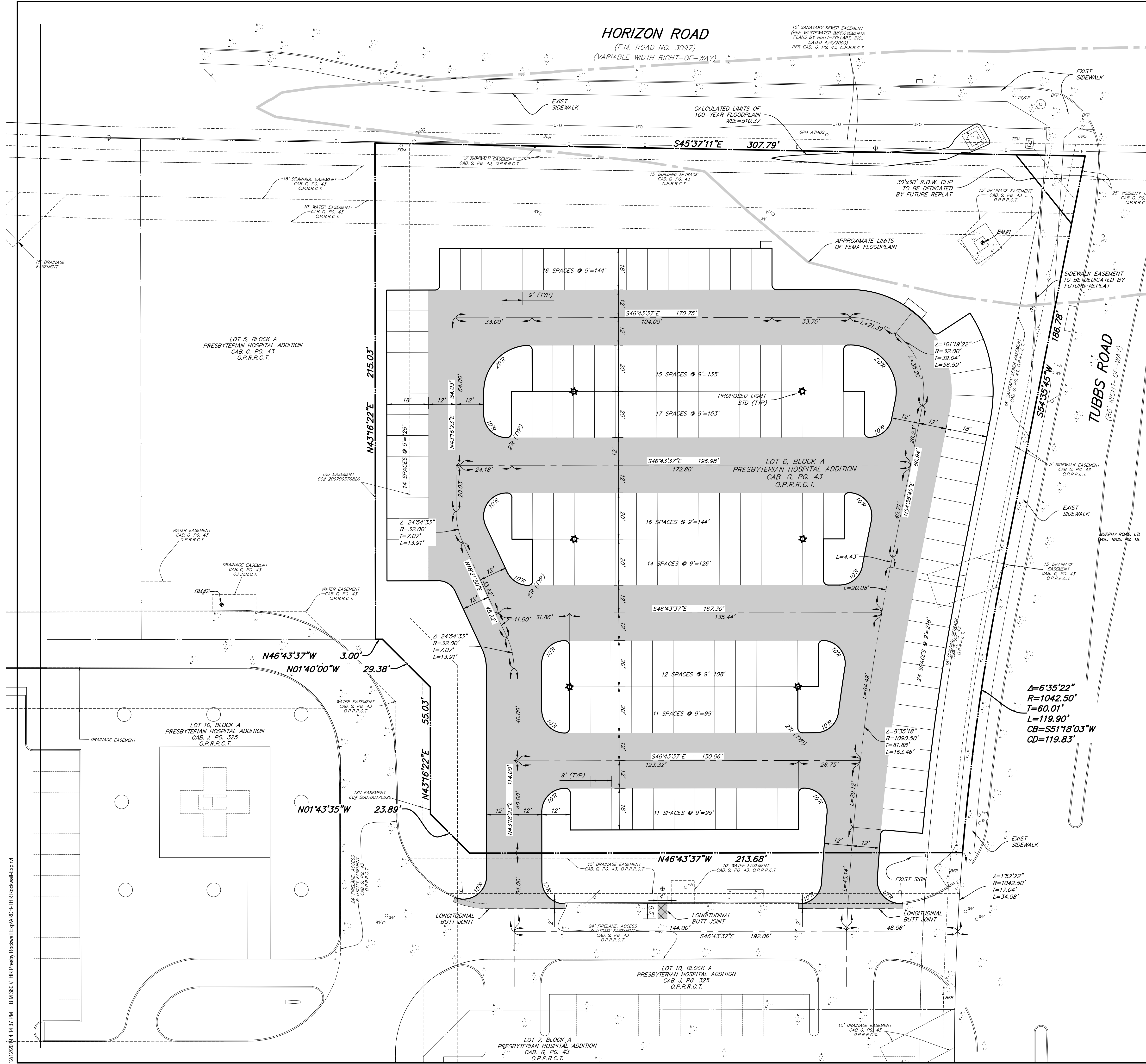
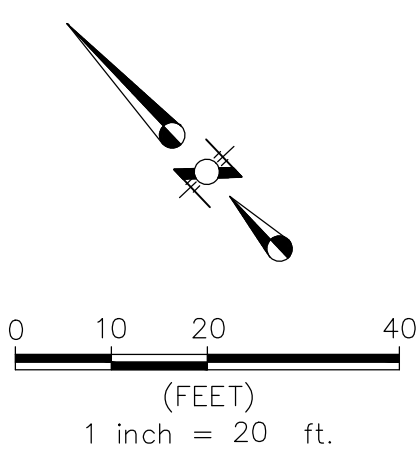
12/22/2019 4:14:37 PM B:\1360\THR Presby Hospital Exp\ARCH\THR Rockwall Exp.dwg

HORIZON ROAD
(F.M. ROAD NO. 3097)
(VARIABLE WIDTH RIGHT-OF-WAY)

15' SANITARY SEWER EASEMENT
(PER WASTE WATER IMPROVEMENTS
PLANS BY HUNT-COLLARS, INC.
DATED 4/5/2000)
PER CAB. G. PG. 43, O.P.R.R.C.T.



KEYMAP
1"=200'



LEGEND

- INSTALL 7" 3600psi (6.5 SACK/CY MIN) REINFORCED CONCRETE PAVEMENT WITH #3 BARS @ 18" O.C.E.W. (NO SAND UNDER PAVING ALLOWED)
- INSTALL 6" 3600psi (6.5 SACK/CY MIN) REINFORCED CONCRETE PAVEMENT WITH #3 BARS @ 18" O.C.E.W. (NO SAND UNDER PAVING ALLOWED)
- INSTALL 5" 3600psi (6.5 SACK/CY MIN) REINFORCED CONCRETE PAVEMENT WITH #3 BARS @ 18" O.C.E.W. (NO SAND UNDER PAVING ALLOWED)
- INSTALL 4" 3000psi (5.5 SACK/CY MIN) REINFORCED CONCRETE PAVEMENT WITH #3 BARS @ 24" O.C.E.W. (NO SAND UNDER PAVING ALLOWED)
- PROPOSED CURB
- LIMITS OF PAVEMENT SAWCUT
- PROPOSED LIGHT STD (REF MEP)

Perkins&Will

2218 Bryan St., Suite 200
Dallas, TX 75201
1.214.283.8700
1.214.283.8701
www.perkinswill.com

CONSULTANTS

CIVIL
RAYMOND L. GOODSON JR., INC.
12001 N CENTRAL EXPY SUITE 300 DALLAS, TX 75243

STRUCTURAL

LA FUESS PARTNERS
3333 LEE PKWY #300, DALLAS, TX 75219

MEP

SW ASSOCIATES CONSULTING ENGINEERS
1700 PACIFIC AVENUE, STE 2100 DALLAS, TX 75201

LANDSCAPING

KENDALL LANDSCAPE ARCHITECTURE
8150 N CENTRAL EXPY #701, DALLAS, TX 75206

OWNER

TEXAS HEALTH RESOURCES
9300 AMBERTON PKWY, SUITE 1000, DALLAS, TX 75243

CONTRACTOR

ROGERS-O'BRIEN CONSTRUCTION
1901 REGAL ROW, DALLAS, TX 75235

FOR REVIEW ONLY
NOT FOR CONSTRUCTION

ISSUED 12/13/19

THESE DOCUMENTS ARE FOR DESIGN REVIEW AND NOT INTENDED FOR CONSTRUCTION, BIDDING OR PERMIT PURPOSES. THEY WERE PREPARED BY, OR UNDER THE SUPERVISION OF:

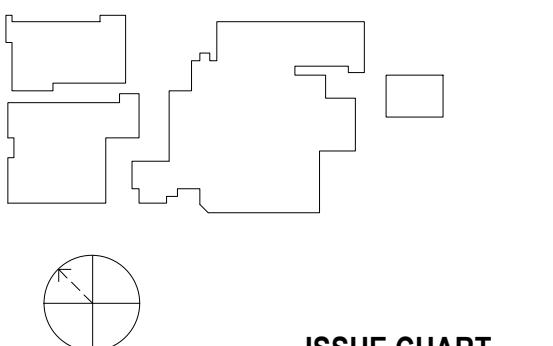
KRUEGER BRODBECK
TEXAS PE #109736

PROJECT



PRESBYTERIAN HOSPITAL ROCKWALL EXPANSION & RENOVATION
3150 HORIZON RD.
ROCKWALL, TX 75032

KEYPLAN



ISSUE CHART

MARK	ISSUE	DATE
Signature		

Case Number	
Job Number	147381.000
TITLE	

SITE DIMENSIONAL CONTROL PLAN

SHEET NUMBER

C5

Perkins&Will

2218 Bryan St., Suite 200
 Dallas, TX 75201
 t 214.283.8700
 f 214.283.8701
 www.perkinswill.com

CONSULTANTS

CIVIL
 RAYMOND L. GOODSON JR., INC.
 12001 N CENTRAL EXPY SUITE 300 DALLAS,
 TX 75243

STRUCTURAL
 LA FUESS PARTNERS
 3333 LEE PKWY #300, DALLAS, TX 75219

MEP
 SW ASSOCIATES CONSULTING ENGINEERS
 1700 PACIFIC AVENUE, STE 2100
 DALLAS, TX 75201

LANDSCAPING
 KENDALL LANDSCAPE ARCHITECTRE
 8150 N CENTRAL EXPY #701, DALLAS, TX
 75206

OWNER
 TEXAS HEALTH RESOURCES
 9300 AMBERTON PKWY, SUITE 1000
 DALLAS, TX 75243

CONTRACTOR
 ROGERS-O'BRIEN CONSTRUCTION
 1901 REGAL ROW, DALLAS, TX 75235

FOR REVIEW ONLY
NOT FOR CONSTRUCTION

ISSUED 12/13/19

THESE DOCUMENTS ARE FOR DESIGN
 REVIEW AND NOT INTENDED FOR
 CONSTRUCTION, BIDDING OR PERMIT
 PURPOSES. THEY WERE PREPARED BY,
 OR UNDER THE SUPERVISION OF:

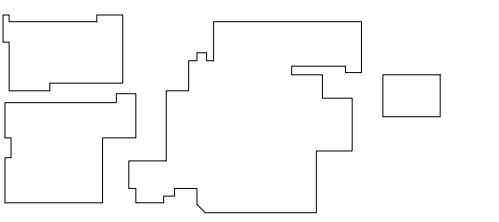
KRUEGER BRODBECK
 TEXAS PE #109736

PROJECT



**PRESBYTERIAN
 HOSPITAL ROCKWALL
 EXPANSION & RENOVATION**
 3150 HORIZON RD.
 ROCKWALL, TX 75032

KEYPLAN



ISSUE CHART

MARK	ISSUE	DATE
Signature		

Case Number _____
 Job Number 147381.000

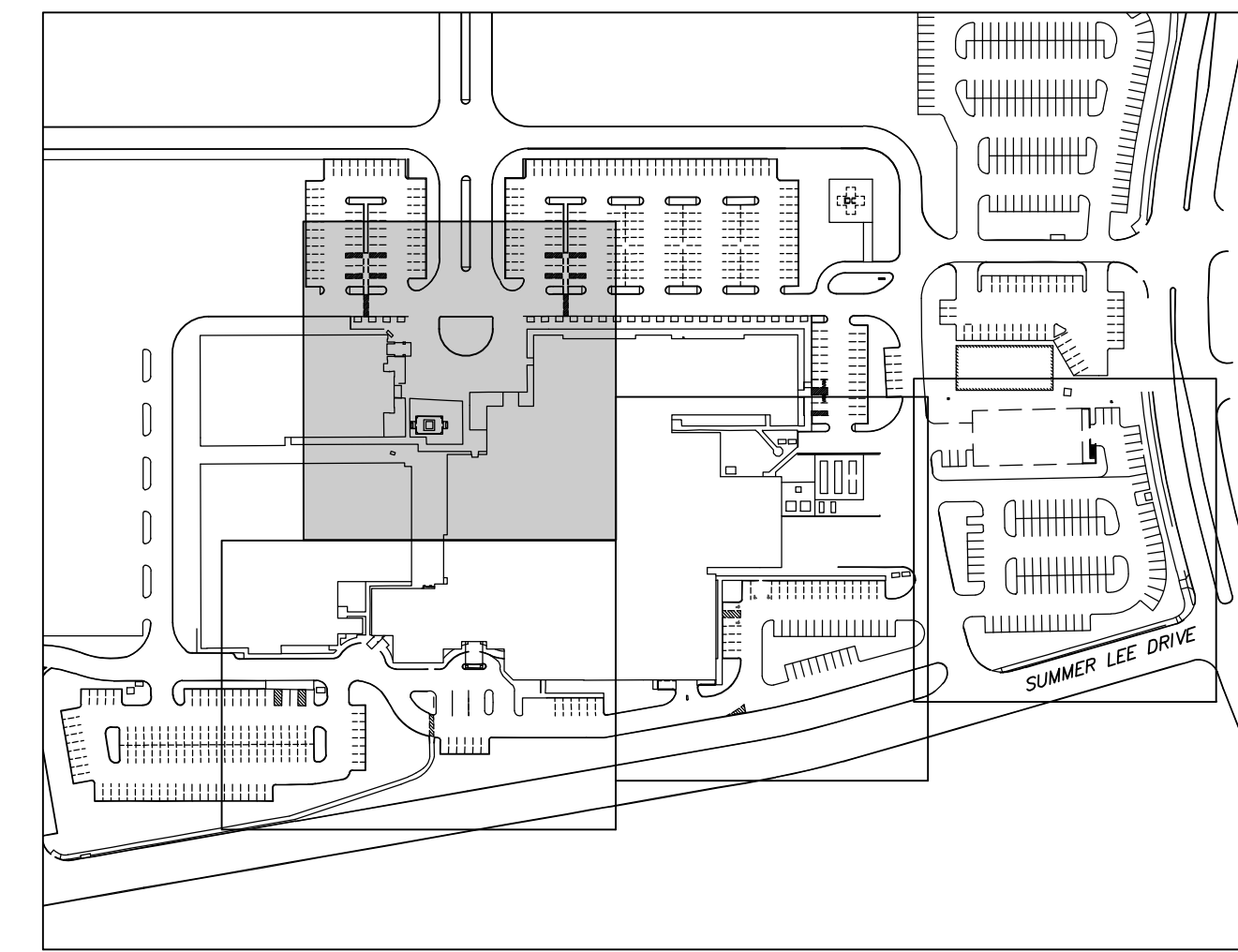
TITLE

SITE UTILITY PLAN

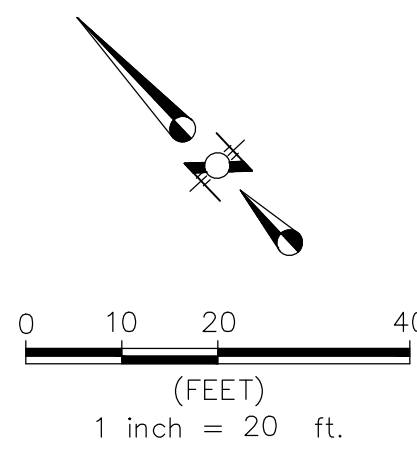
SHEET NUMBER

C6

© 2019 Perkins and Will

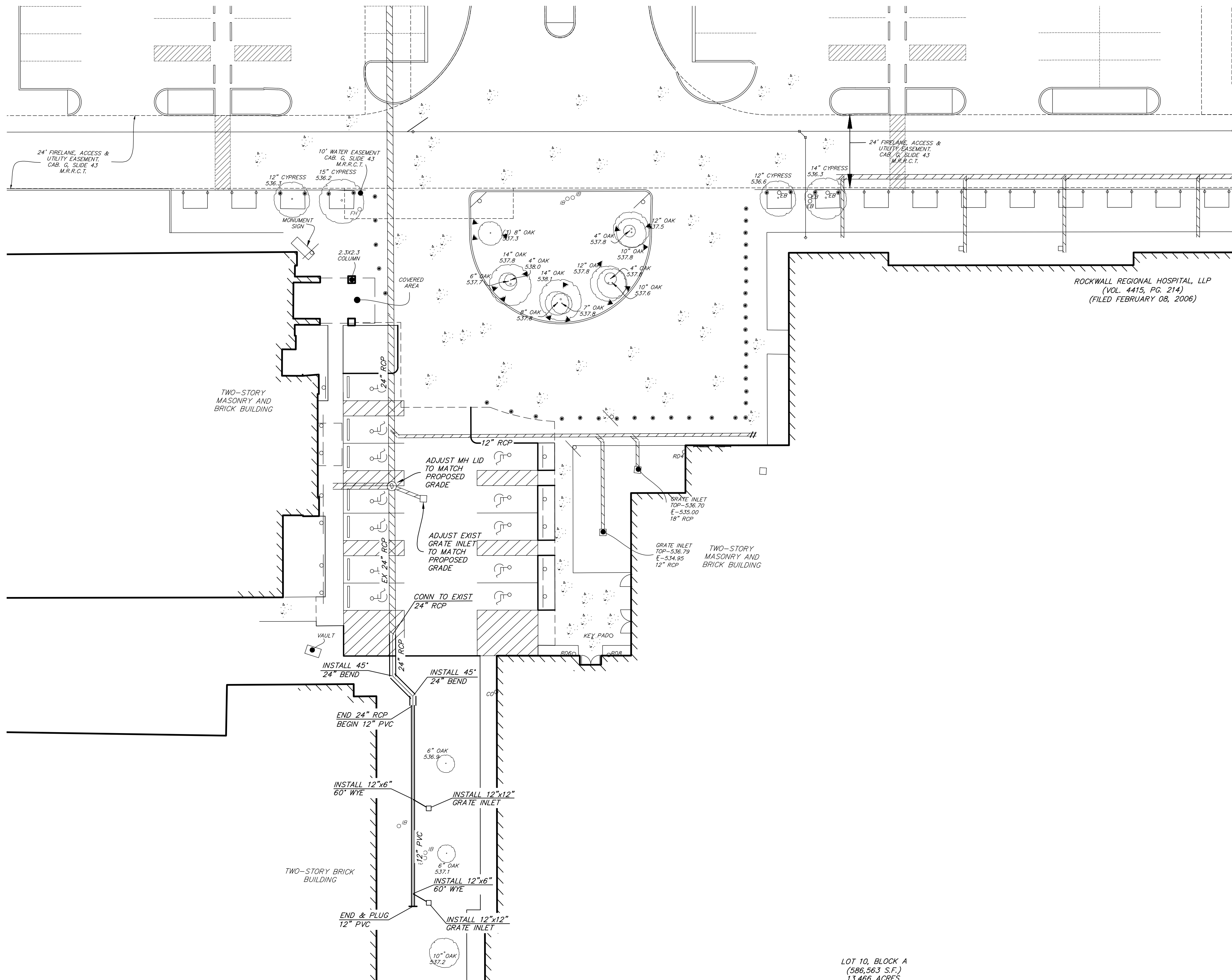


KEYMAP
 1"=200'



LEGEND

- EXISTING STORM SEWER
- PROPOSED STORM SEWER LINE (CLASS III)
- EXISTING WATER LINE
- PROPOSED WATER LINE
- EXISTING SANITARY SEWER LINE
- PROPOSED SANITARY SEWER LINE



2218 Bryan St., Suite 200
 Dallas, TX 75201
 1.214.283.8700
 1.214.283.8701
 www.perkinswill.com

CONSULTANTS

CIVIL
 RAYMOND L. GOODSON JR., INC.
 12001 N CENTRAL EXPY SUITE 300 DALLAS, TX 75243

STRUCTURAL
 LA FUESS PARTNERS
 3333 LEE PKWY #300, DALLAS, TX 75219

MEP
 SW ASSOCIATES CONSULTING ENGINEERS
 1700 PACIFIC AVENUE, STE 2100 DALLAS, TX 75201

LANDSCAPING
 KENDALL LANDSCAPE ARCHITECTURE
 8150 N CENTRAL EXPY #701, DALLAS, TX 75206

OWNER
 TEXAS HEALTH RESOURCES
 9300 AMBERTON PKWY, SUITE 1000 DALLAS, TX 75243

CONTRACTOR
 ROGERS-O'BRIEN CONSTRUCTION
 1901 REGAL ROW, DALLAS, TX 75235

FOR REVIEW ONLY
NOT FOR CONSTRUCTION

ISSUED 12/13/19

THESE DOCUMENTS ARE FOR DESIGN REVIEW AND NOT INTENDED FOR CONSTRUCTION, BIDDING OR PERMIT PURPOSES. THEY WERE PREPARED BY, OR UNDER THE SUPERVISION OF:

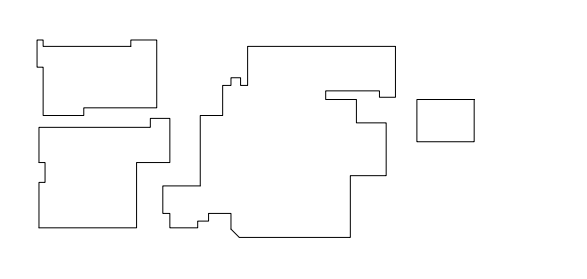
KRUEGER BRODBECK
 TEXAS PE #109736

PROJECT



PRESBYTERIAN HOSPITAL ROCKWALL EXPANSION & RENOVATION
 3150 HORIZON RD.
 ROCKWALL, TX 75032

KEYPLAN



ISSUE CHART

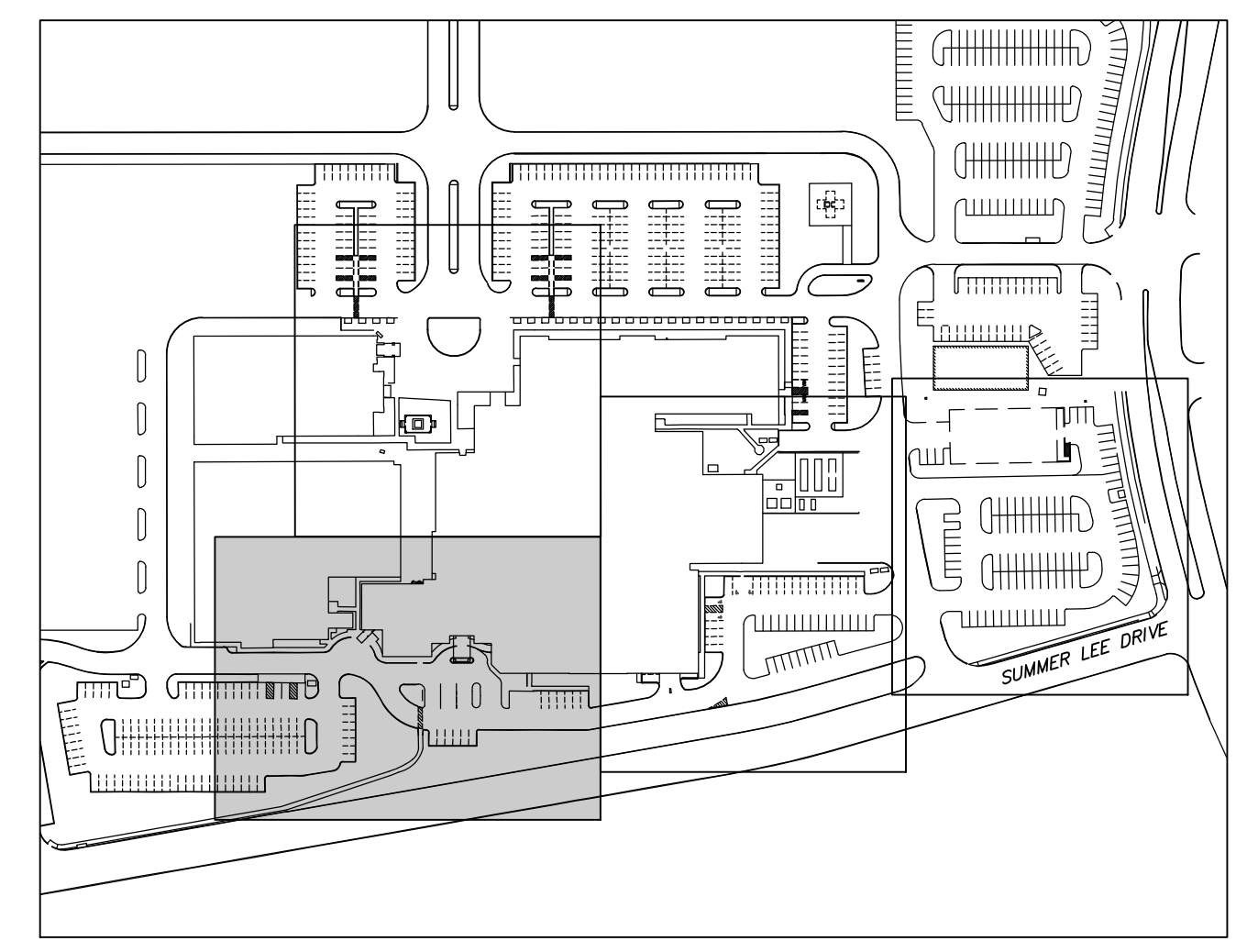
MARK	ISSUE	DATE
Signature		

Case Number	
Job Number	147381.000
TITLE	

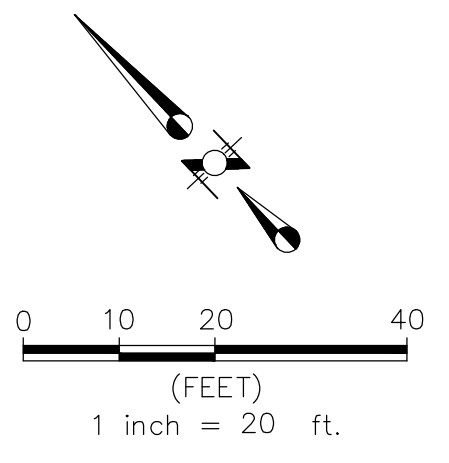
SITE UTILITY PLAN

SHEET NUMBER

C7

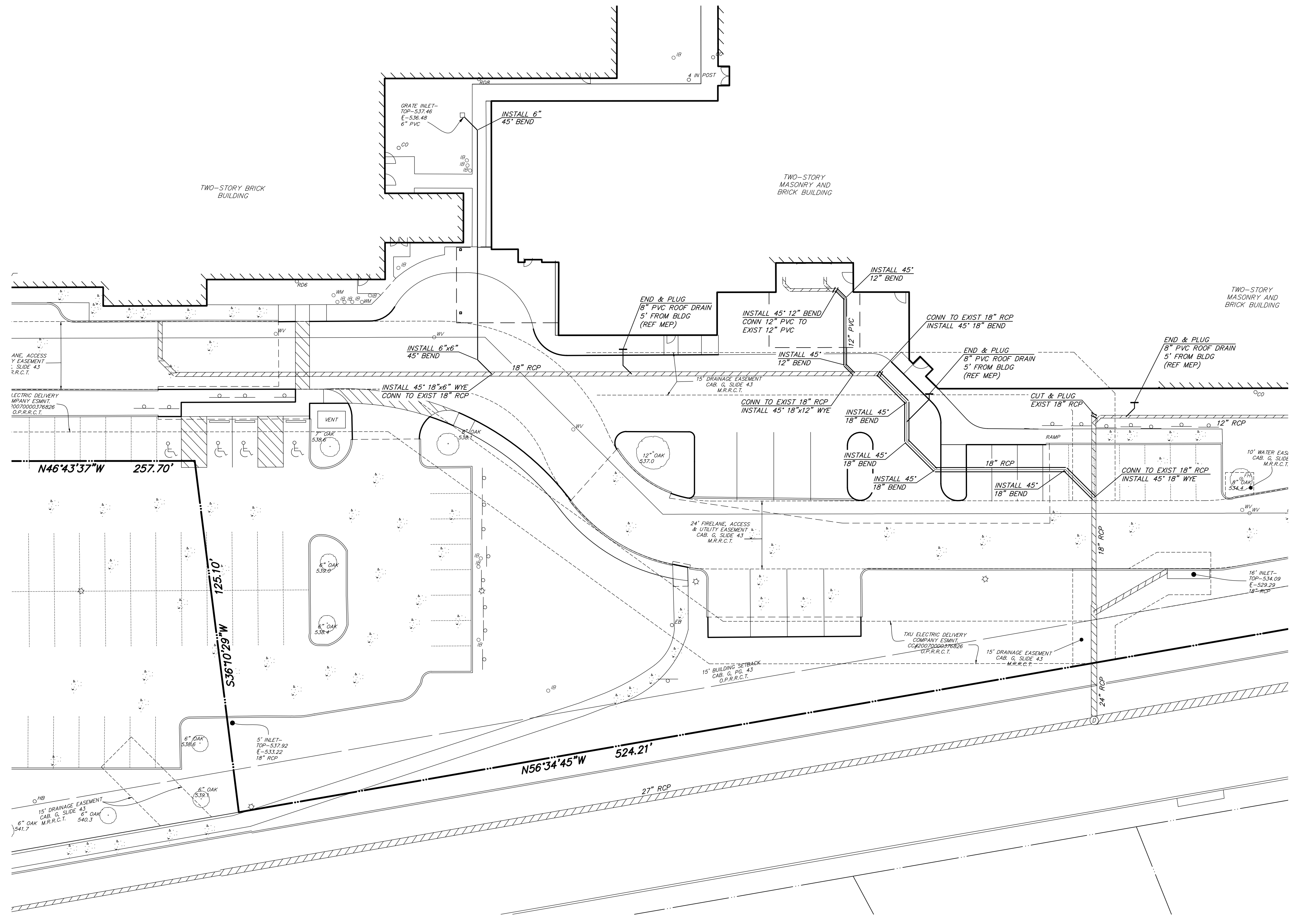


KEYMAP
 1"=200'



LEGEND

- XXXXXX EXISTING STORM SEWER
- ==== PROPOSED STORM SEWER LINE (CLASS III)
- EXISTING WATER LINE
- PROPOSED WATER LINE
- EXISTING SANITARY SEWER LINE
- PROPOSED SANITARY SEWER LINE



12/12/2019 4:14:37 PM B:\360\THR Presby Rockwall Exp\ARCH\THR Rockwall Exp.rvt

2218 Bryan St., Suite 200
 Dallas, TX 75201
 1.214.283.8700
 1.214.283.8701
 www.perkinswill.com

CONSULTANTS

CIVIL
 RAYMOND L. GOODSON JR., INC.
 12001 N CENTRAL EXPY SUITE 300 DALLAS, TX 75243

STRUCTURAL
 LA FUESS PARTNERS
 3333 LEE PKWY #300, DALLAS, TX 75219

MEP
 SW ASSOCIATES CONSULTING ENGINEERS
 1700 PACIFIC AVENUE, STE 2100 DALLAS, TX 75201

LANDSCAPING
 KENDALL LANDSCAPE ARCHITECTURE
 8150 N CENTRAL EXPY #701, DALLAS, TX 75206

OWNER
 TEXAS HEALTH RESOURCES
 9300 AMBERTON PKWY, SUITE 1000 DALLAS, TX 75243

CONTRACTOR
 ROGERS-O'BRIEN CONSTRUCTION
 1901 REGAL ROW, DALLAS, TX 75235

**FOR REVIEW ONLY
 NOT FOR CONSTRUCTION**

ISSUED 12/13/19

THESE DOCUMENTS ARE FOR DESIGN REVIEW AND NOT INTENDED FOR CONSTRUCTION, BIDDING OR PERMIT PURPOSES. THEY WERE PREPARED BY, OR UNDER THE SUPERVISION OF:

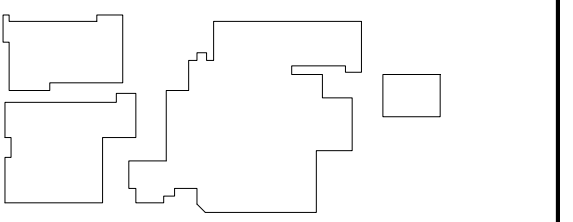
KRUEGER BRODBECK
 TEXAS PE #109736

PROJECT



**PRESBYTERIAN
 HOSPITAL ROCKWALL
 EXPANSION & RENOVATION**
 3150 HORIZON RD.
 ROCKWALL, TX 75032

KEYPLAN



ISSUE CHART

MARK	ISSUE	DATE
Signature		

Case Number

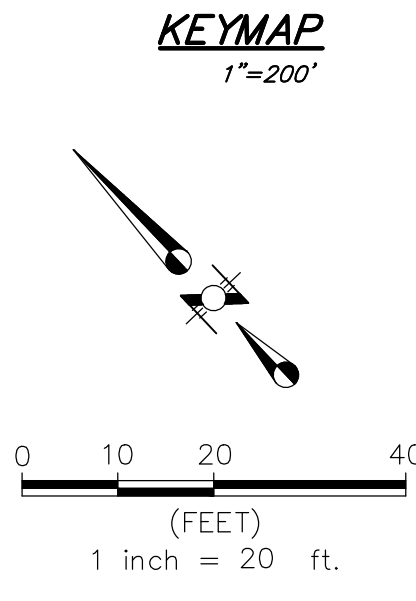
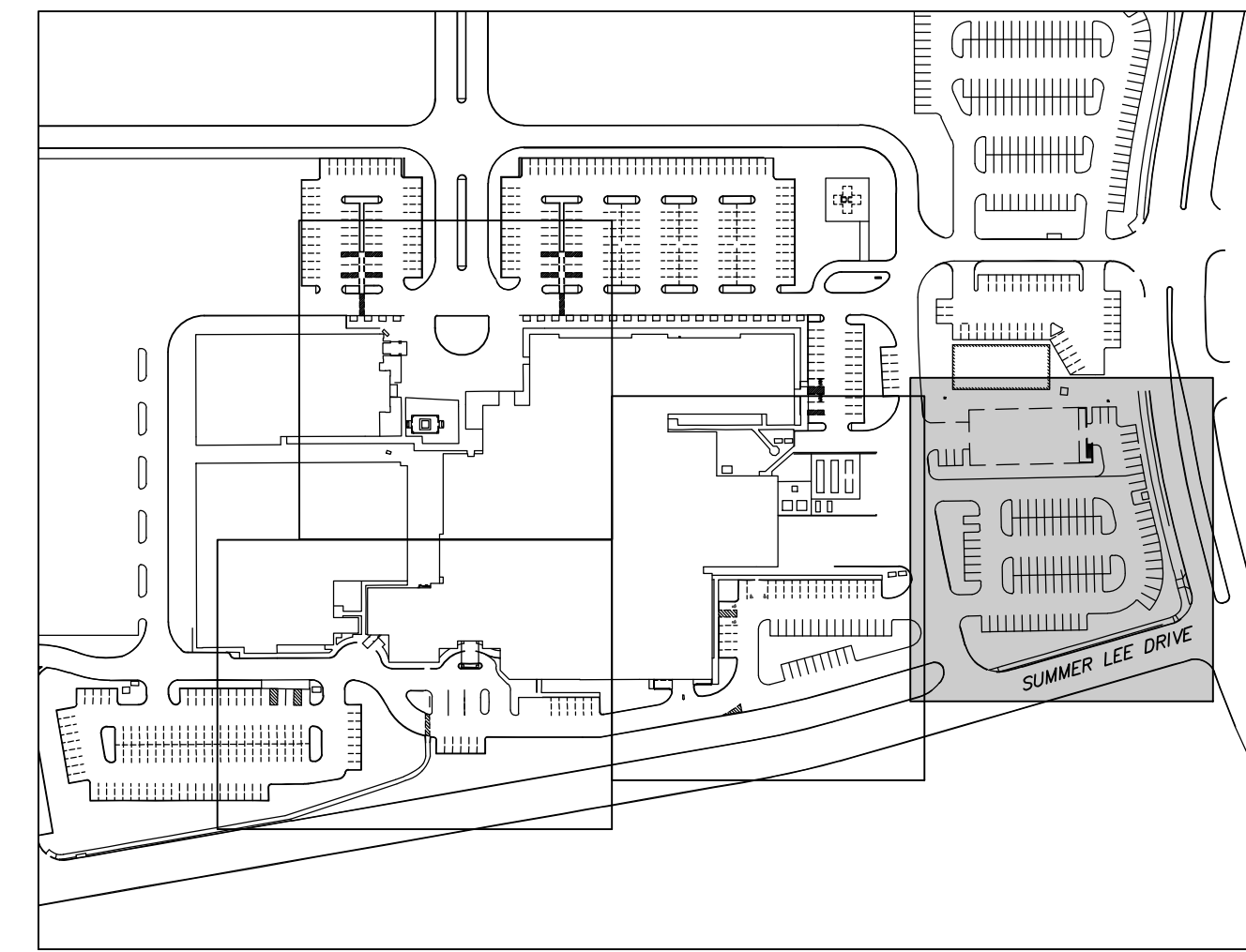
Job Number 147381.000

TITLE

SITE UTILITY PLAN

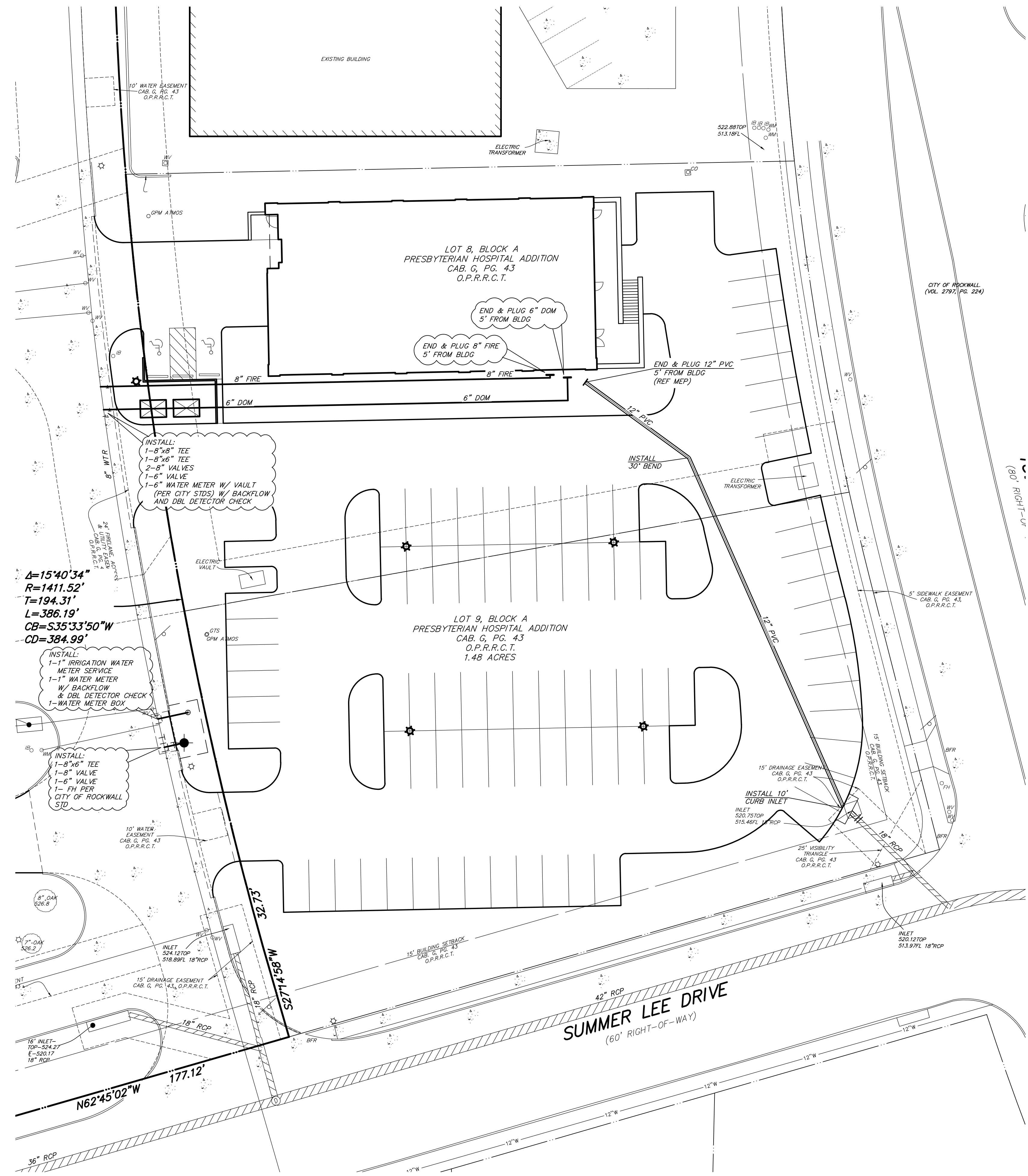
SHEET NUMBER

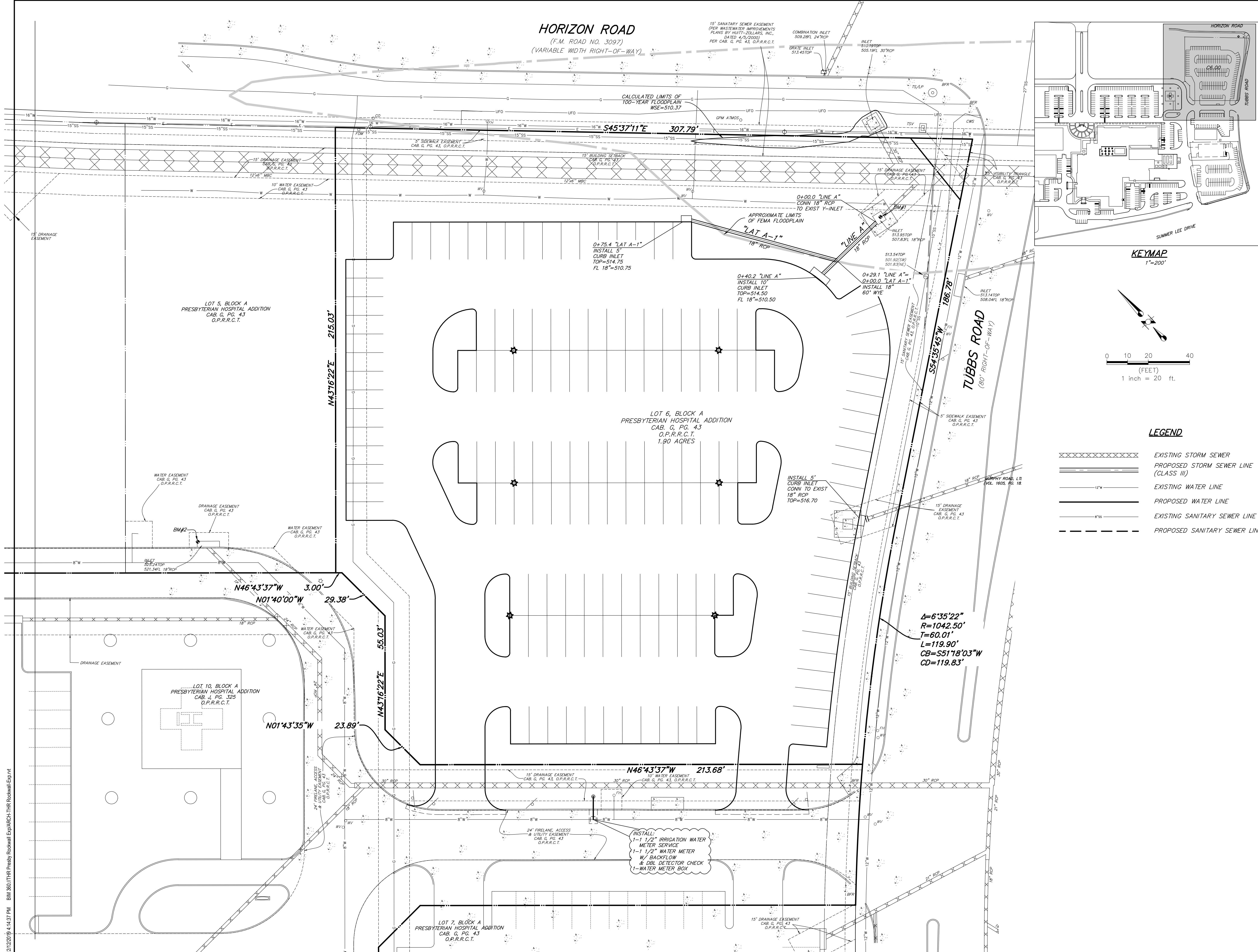
C9



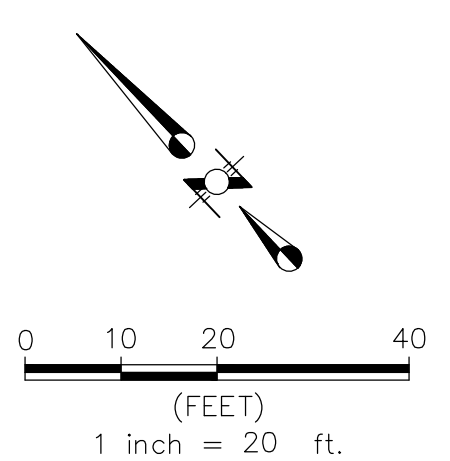
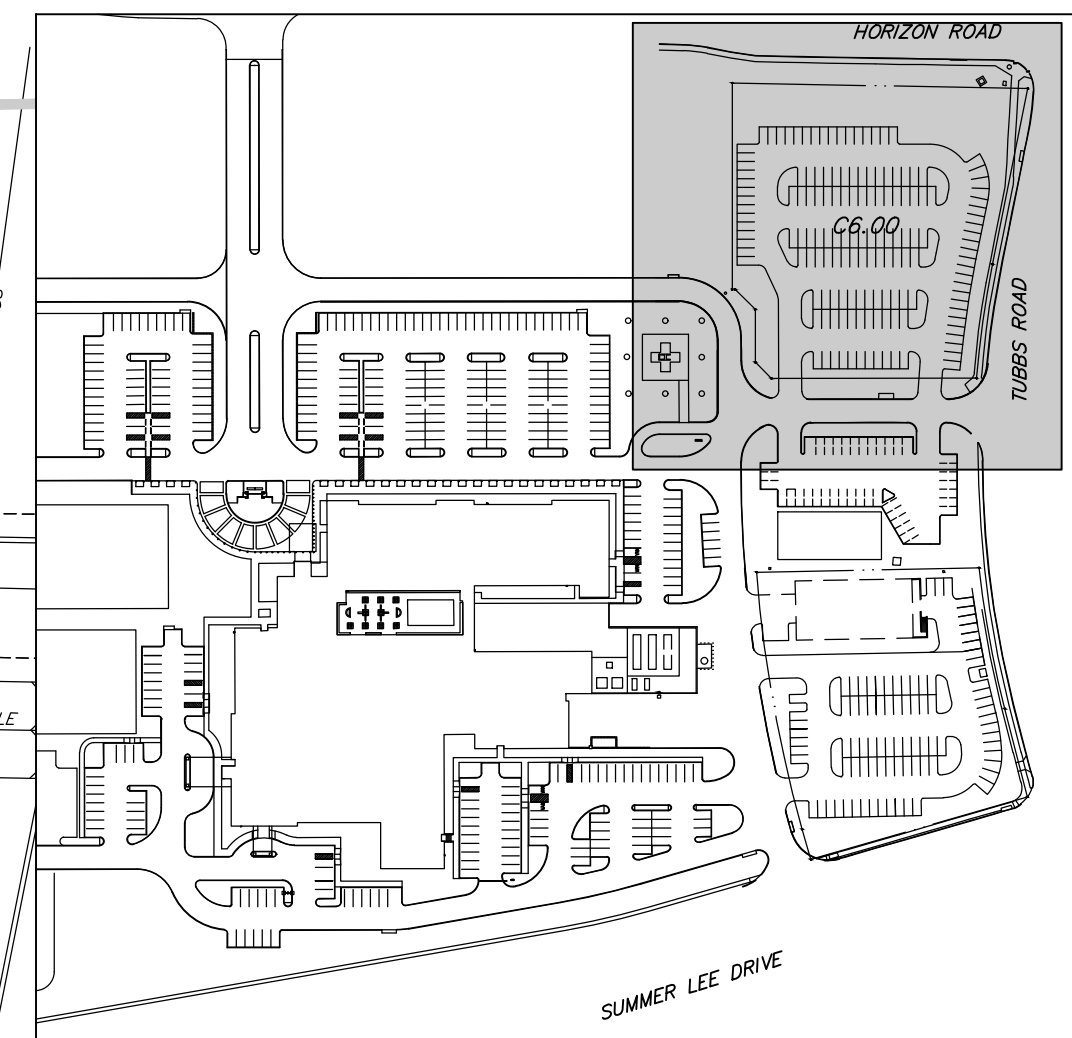
LEGEND

XXXXXXXXXXXX	EXISTING STORM SEWER
=====	PROPOSED STORM SEWER LINE (CLASS III)
-----12"W	EXISTING WATER LINE
-----	PROPOSED WATER LINE
-----6"SS	EXISTING SANITARY SEWER LINE
-----	PROPOSED SANITARY SEWER LINE





HORIZON ROAD
(F.M. ROAD NO. 3097)
(VARIABLE WIDTH RIGHT-OF-WAY)



LEGEND

XXXXXX	EXISTING STORM SEWER
=====	PROPOSED STORM SEWER LINE (CLASS III)
-----	EXISTING WATER LINE
-----	PROPOSED WATER LINE
-----	EXISTING SANITARY SEWER LINE
-----	PROPOSED SANITARY SEWER LINE

Perkins&Will

2218 Bryan St., Suite 200
Dallas, TX 75201
1214.283.8700
1214.283.8701
www.perkinswill.com

CONSULTANTS

CIVIL
RAYMOND L. GOODSON JR., INC.
12001 N CENTRAL EXPY SUITE 300 DALLAS, TX 75243

STRUCTURAL
LA FUESS PARTNERS
3333 LEE PKWY #300, DALLAS, TX 75219

MEP
SW ASSOCIATES CONSULTING ENGINEERS
1700 PACIFIC AVENUE, STE 2100 DALLAS, TX 75201

LANDSCAPING
KENDALL LANDSCAPE ARCHITECTRE
8150 N CENTRAL EXPY #701, DALLAS, TX 75206

OWNER
TEXAS HEALTH RESOURCES
9300 AMBERTON PKWY, SUITE 1000, DALLAS, TX 75243

CONTRACTOR
ROGERS-O'BRIEN CONSTRUCTION
1901 REGAL ROW, DALLAS, TX 75235

FOR REVIEW ONLY
NOT FOR CONSTRUCTION

ISSUED 12/13/19

THESE DOCUMENTS ARE FOR DESIGN REVIEW AND NOT INTENDED FOR CONSTRUCTION, BIDDING OR PERMIT PURPOSES. THEY WERE PREPARED BY, OR UNDER THE SUPERVISION OF:

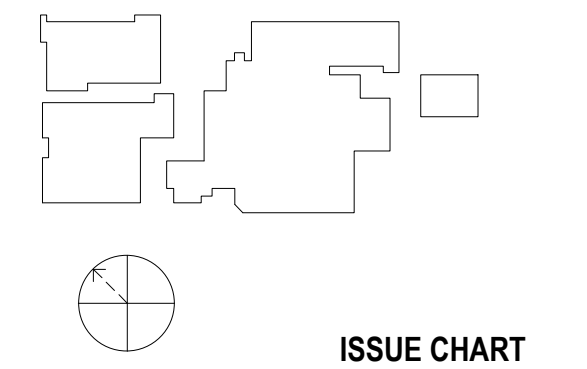
KRUEGER BRODBECK
TEXAS PE #109736

PROJECT



PRESBYTERIAN HOSPITAL ROCKWALL EXPANSION & RENOVATION
3150 HORIZON RD.
ROCKWALL, TX 75032

KEYPLAN



MARK	ISSUE	DATE
Signature		
Case Number		
Job Number	147381.000	
TITLE		

SITE UTILITY PLAN

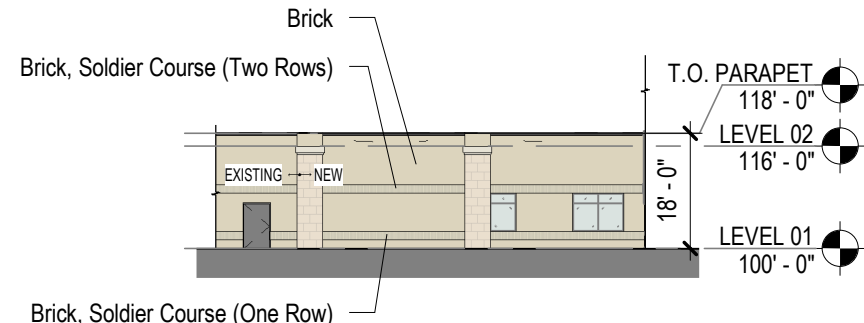
SHEET NUMBER

C10

12/13/2019 4:14:37 PM BIM 360://TRR Presby Rockwall Exp/ARCH-TRR Rockwall Exp.rvt

MAIN BUILDING EXTERIOR MATERIALS	
GLASS: 15,856.9 SF	21.4%
METAL: 3,045.2 SF	4.1%
BRICK: 26,084 SF	35.3%
STONE: 28,961 SF	39.2%

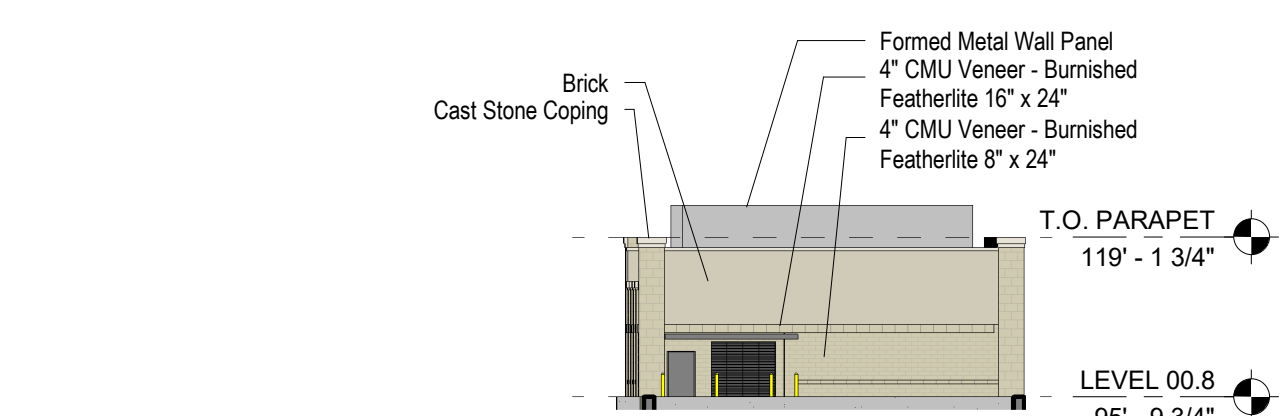
CUP EXTERIOR MATERIALS	
GLASS: 88 SF	1.1%
METAL: 560 SF	6.9%
BRICK: 3,356 SF	41.4%
STONE: 4,099 SF	50.6%



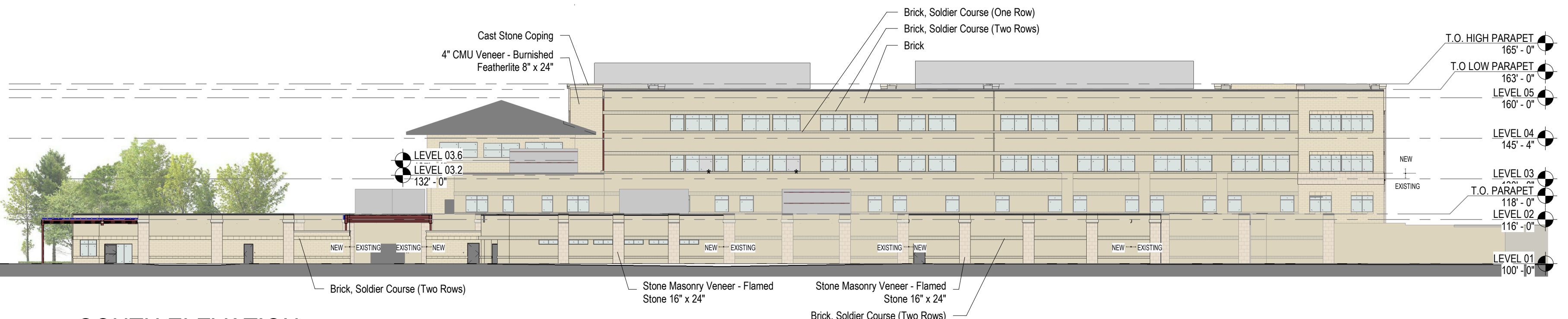
05 NORTH ELEVATION
1" = 30'-0"



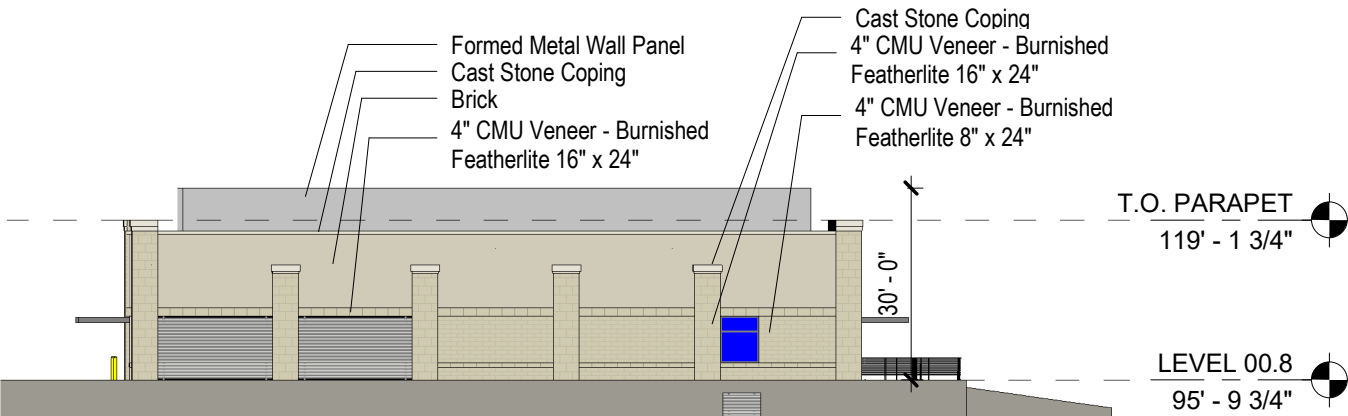
04 WEST ELEVATION
1" = 30'-0" | ROCKWALL PKWY



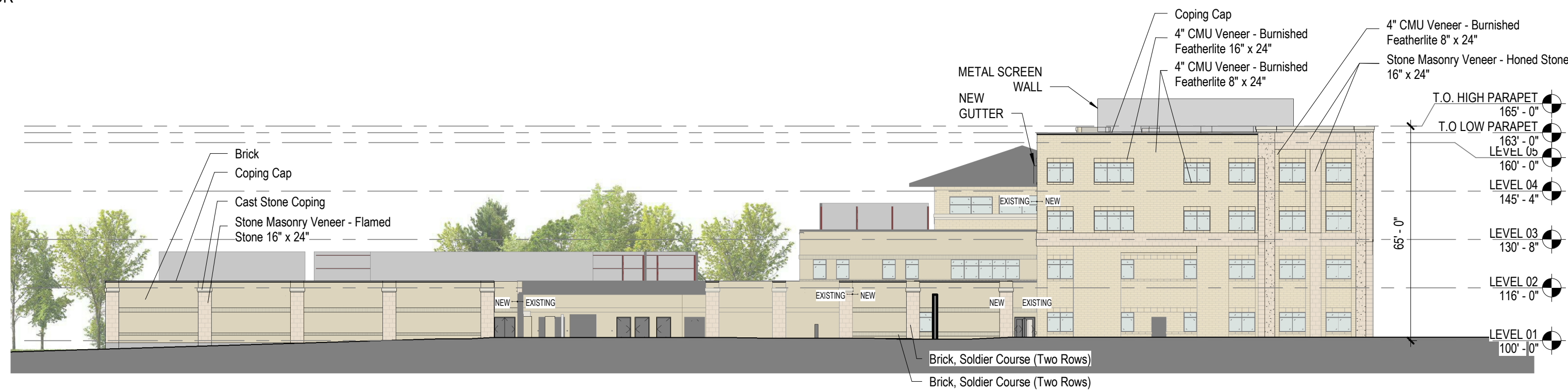
09 CUP WEST ELEVATION
1" = 30'-0"



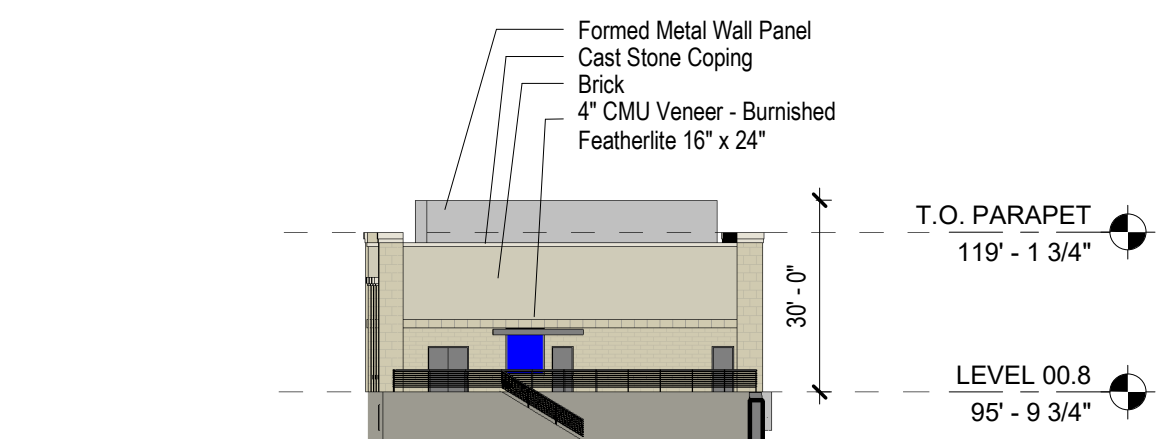
03 SOUTH ELEVATION
1" = 30'-0" | SUMMER LEE DR



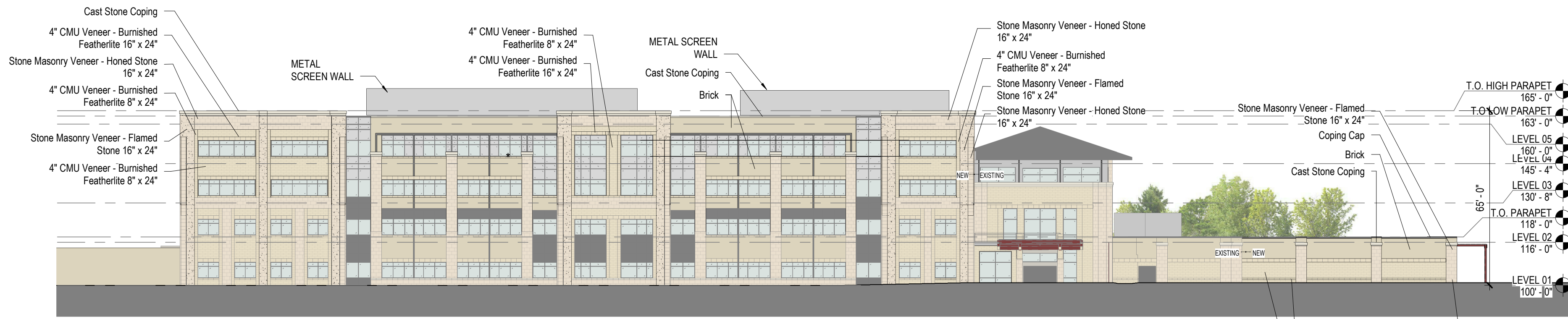
08 CUP SOUTH ELEVATION
1" = 30'-0"



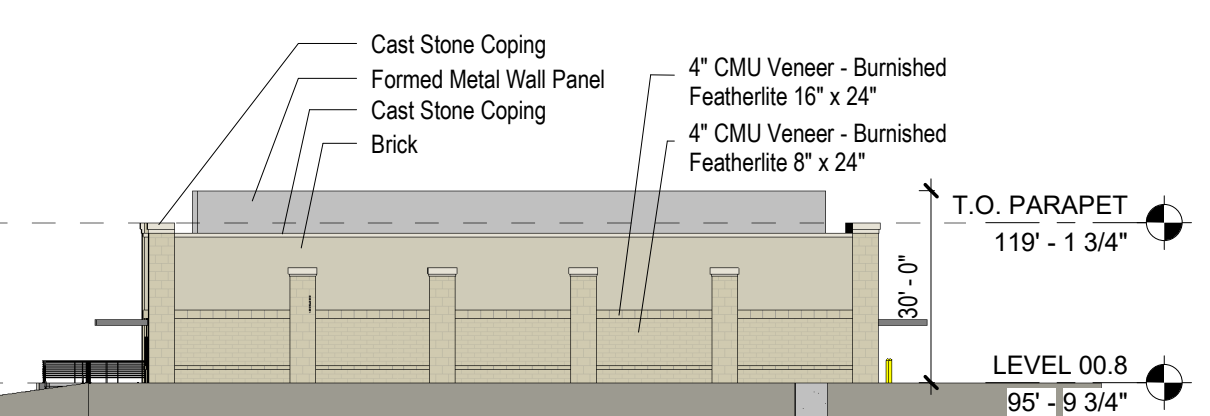
02 EAST ELEVATION
1" = 30'-0" | TUBBS RD



07 CUP EAST ELEVATION
1" = 30'-0"



01 NORTH ELEVATION
1" = 30'-0" | HORIZON RD



06 CUP NORTH ELEVATION
1" = 30'-0"

Perkins&Will

2218 Bryan St., Suite 200
Dallas, TX 75201
T 214.283.8700
F 214.283.8701
www.perkinswill.com

CONSULTANTS

- CIVIL
RAYMOND L. GOODSON JR., INC.
12001 N CENTRAL EXPY SUITE 300 DALLAS, TX 75243
- STRUCTURAL
LA FUESS PARTNERS
3333 LEE PKWY #300, DALLAS, TX 75219
- MEP
SW ASSOCIATES CONSULTING
1700 PACIFIC AVENUE, STE 2100 DALLAS, TX 75201
- LANDSCAPING
KENDALL LANDSCAPE ARCHITECTURE
8150 N CENTRAL EXPY #701, DALLAS, TX 75206
- OWNER
TEXAS HEALTH RESOURCES
9300 AMBERTON PKWY, SUITE 1000, DALLAS, TX 75243
- CONTRACTOR
ROGERS-O'BRIEN CONSTRUCTION
1901 REGAL ROW, DALLAS, TX 75235

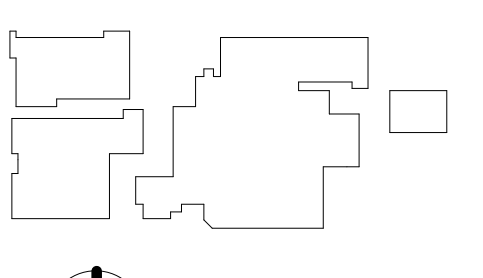
PROGRESS SET FOR REVIEW
ONLY THESE DOCUMENTS ARE
FOR DESIGN REVIEW AND NOT
INTENDED FOR CONSTRUCTION,
BIDDING, OR PERMIT PURPOSES.
THEY WERE PREPARED BY OR
UNDER SUPERVISION OF:
MARK DAVID ROAN
LICENSE NO. 19824

PROJECT



PRESBYTERIAN HOSPITAL
ROCKWALL EXPANSION
& RENOVATION
3150 HORIZON RD.
ROCKWALL, TX 75032

KEYPLAN



ISSUE CHART

MARK	ISSUE	DATE

APPROVED:
I hereby certify that the above and foregoing site plan
for a development in the City of Rockwall, Texas,
was approved by the Planning & Zoning Commission
of the City of Rockwall.

Signature _____
Planning & Zoning Commission, Chairman Date _____

Director of Planning and Zoning Date _____

Case Number _____
Job Number 147381.000

TITLE

EXTERIOR ELEVATIONS

SHEET NUMBER

12/13/2019 2:05:09 PM BIM 360://TR Presby Rockwall Exp/ARCH-THR Rockwall-Exp.rvt

CONSULTANTS

CIVIL
RAYMOND L. GOODSON JR., INC.
12001 N CENTRAL EXPY SUITE 300 DALLAS, TX 75243

LANDSCAPE ARCHITECTURE
KENDALL LANDSCAPE ARCHITECTURE
6976 SANTA BARBARA, DALLAS, TX 75214

STRUCTURAL
LA FUESS PARTNERS
3333 LEE PKWY #300, DALLAS, TX 75219

MEP
SW ASSOCIATES CONSULTING ENGINEERS
5429 LYNDON B JOHNSON FWY #300
DALLAS, TX 75240

LOW VOLTAGE
SMITH SECKMAN REID, INC.
3100 MCKINNON STREET, SUITE 550
DALLAS, TX 75201

FOOD SERVICE
BOSMA DESIGN SOLUTIONS, INC.
2201 LONG PRAIRIE RD, FLOWER MOUND, TX 75022

MEDICAL EQUIPMENT
CALLISON RTKL, INC.
1717 PACIFIC AVE, DALLAS, TX 75201

OWNER
TEXAS HEALTH RESOURCES
9300 AMBERTON PKWY, SUITE 1000,
DALLAS, TX 75243

CONTRACTOR
ROGERS-O'BRIEN CONSTRUCTION
1901 REGAL ROW, DALLAS, TX 75235

PROJECT



**PRESBYTERIAN
HOSPITAL ROCKWALL
- EXPANSION &
RENOVATION**
3150 HORIZON RD.
ROCKWALL, TX 75032

ISSUE CHART

MARK	ISSUE	DATE
JOB NUMBER		147381.000
DRAWN		DRG
CHECKED		MSK
APPROVED		MSK

TITLE

**EXISTING TREE
PROTECTION AND
REMOVAL PLAN**

SHEET NUMBER

L1-01

C TREE PRESERVATION NOTES

CONTRACTOR SHALL ADHERE TO THE FOLLOWING TREE PROTECTION MEASURES:

1. THE CONTRACTOR SHALL ERECT A PLASTIC MESH FENCE A MINIMUM OF FOUR (4') FEET IN HEIGHT AROUND EACH TREE OR GROUP OF TREES TO PREVENT THE PLACEMENT OF DEBRIS OR FILL WITHIN THE DRIP LINE.
2. DURING THE CONSTRUCTION PHASE OF DEVELOPMENT, THE CONTRACTOR SHALL PROHIBIT CLEANING, PARKING OR STORAGE OF EQUIPMENT OR MATERIALS UNDER THE CANOPY OF ANY TREE OR GROUP OF TREES BEING PRESERVED. THE CONTRACTOR SHALL NOT ALLOW THE DISPOSAL OF ANY WASTE MATERIAL SUCH AS, BUT NOT LIMITED TO, PAINT, OIL, SOLVENTS, ASPHALT, CONCRETE, MORTAR, ETC. IN THE CANOPY AREA.
3. NO ATTACHMENTS OR WIRES OF ANY KIND, OTHER THAN THOSE OF A PROTECTIVE NATURE, SHALL BE ATTACHED TO ANY TREE.
4. NO FILL OR EXCAVATION MAY OCCUR WITHIN THE DRIP LINE OF A TREE TO BE PRESERVED.

B PREPARATION GENERAL NOTES

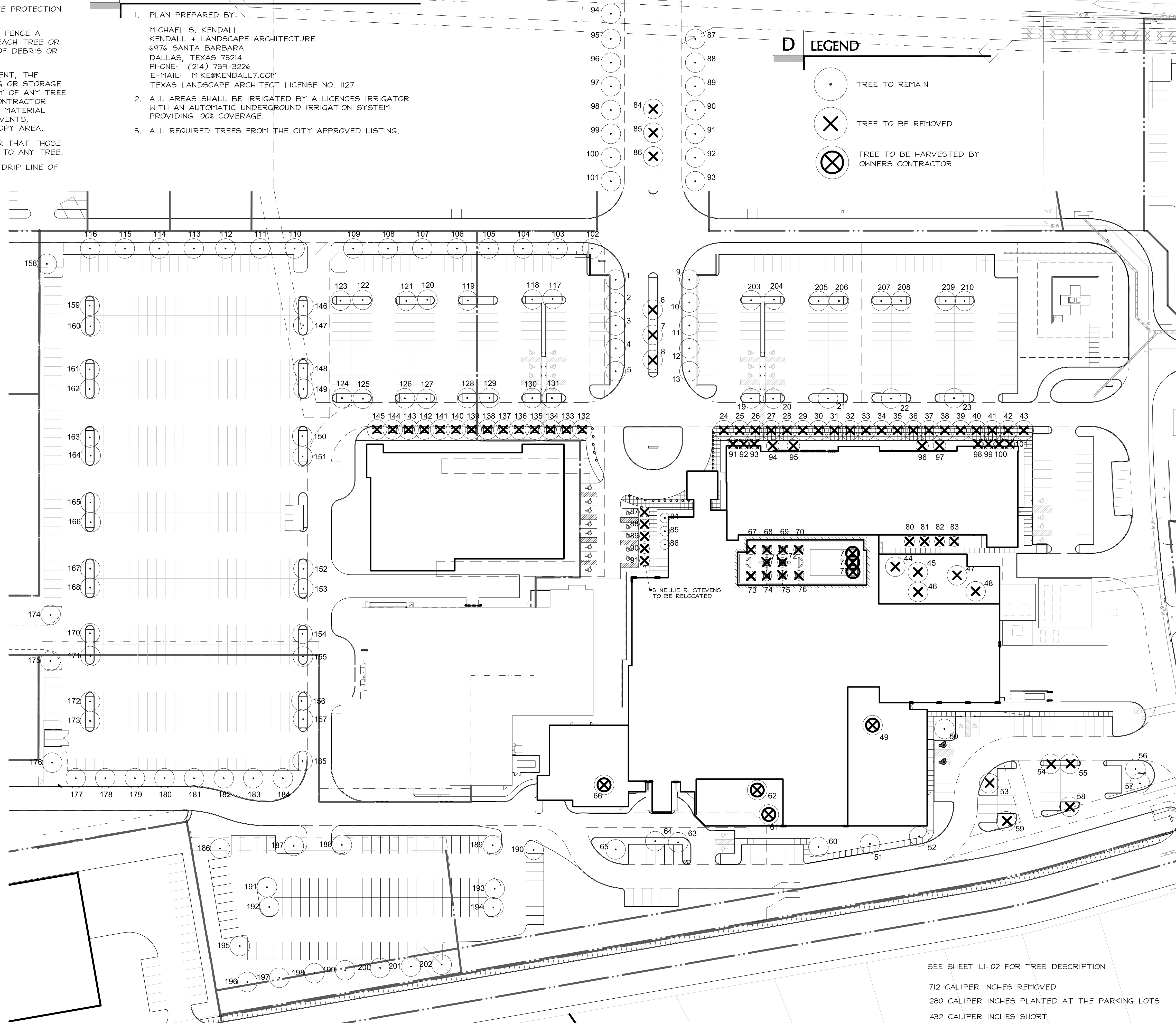
1. PLAN PREPARED BY:

MICHAEL S. KENDALL
KENDALL + LANDSCAPE ARCHITECTURE
6976 SANTA BARBARA
DALLAS, TEXAS 75214
PHONE: (214) 739-3226
E-MAIL: MIKE@KENDALL7.COM
TEXAS LANDSCAPE ARCHITECT LICENSE NO. 1127

2. ALL AREAS SHALL BE IRRIGATED BY A LICENCED IRRIGATOR WITH AN AUTOMATIC UNDERGROUND IRRIGATION SYSTEM PROVIDING 100% COVERAGE.
3. ALL REQUIRED TREES FROM THE CITY APPROVED LISTING.

D LEGEND

- TREE TO REMAIN
- TREE TO BE REMOVED
- TREE TO BE HARVESTED BY OWNERS CONTRACTOR



A EXISTING TREE REMOVAL AND MITIGATION PLAN

1" = 50'-0"

0 25' 50' 100'



SEE SHEET L1-02 FOR TREE DESCRIPTION

712 CALIPER INCHES REMOVED
280 CALIPER INCHES PLANTED AT THE PARKING LOTS
432 CALIPER INCHES SHORT

THIS SITE PLAN APPLICATION REQUESTS RELIEF FROM 432 CALIPER NOT BE INSTALLED.

A EXISTING TREE REMOVAL AND PROTECTION LEGEND

1. LIVE OAK	12" CALIPER	TO REMAIN AND PROTECT	100. LIVE OAK	12" CALIPER	TO REMAIN AND PROTECT
2. LIVE OAK	12" CALIPER	TO REMAIN AND PROTECT	101. LIVE OAK	12" CALIPER	TO REMAIN AND PROTECT
3. LIVE OAK	12" CALIPER	TO REMAIN AND PROTECT	102. LIVE OAK	12" CALIPER	TO REMAIN AND PROTECT
4. LIVE OAK	12" CALIPER	TO REMAIN AND PROTECT	103. LIVE OAK	12" CALIPER	TO REMAIN AND PROTECT
5. LIVE OAK	12" CALIPER	TO REMAIN AND PROTECT	104. LIVE OAK	12" CALIPER	TO REMAIN AND PROTECT
6. PISTACHIO	10" CALIPER	TO REMAIN AND PROTECT	105. LIVE OAK	12" CALIPER	TO REMAIN AND PROTECT
7. PISTACHIO	10" CALIPER	TO REMAIN AND PROTECT	106. LIVE OAK	12" CALIPER	TO REMAIN AND PROTECT
8. PISTACHIO	10" CALIPER	TO REMAIN AND PROTECT	107. LIVE OAK	12" CALIPER	TO REMAIN AND PROTECT
9. LIVE OAK	12" CALIPER	TO REMAIN AND PROTECT	108. LIVE OAK	12" CALIPER	TO REMAIN AND PROTECT
10. LIVE OAK	12" CALIPER	TO REMAIN AND PROTECT	109. LIVE OAK	12" CALIPER	TO REMAIN AND PROTECT
11. LIVE OAK	12" CALIPER	TO REMAIN AND PROTECT	110. LIVE OAK	12" CALIPER	TO REMAIN AND PROTECT
12. LIVE OAK	12" CALIPER	TO REMAIN AND PROTECT	111. LIVE OAK	12" CALIPER	TO REMAIN AND PROTECT
13. LIVE OAK	12" CALIPER	TO REMAIN AND PROTECT	112. LIVE OAK	12" CALIPER	TO REMAIN AND PROTECT
14. LIVE OAK	23" CALIPER	TO REMOVE	113. LIVE OAK	12" CALIPER	TO REMAIN AND PROTECT
15. LIVE OAK	23" CALIPER	TO REMOVE	114. LIVE OAK	12" CALIPER	TO REMAIN AND PROTECT
16. LIVE OAK	23" CALIPER	TO REMOVE	115. LIVE OAK	12" CALIPER	TO REMAIN AND PROTECT
17. LIVE OAK	23" CALIPER	TO REMOVE	116. LIVE OAK	12" CALIPER	TO REMAIN AND PROTECT
18. LIVE OAK	23" CALIPER	TO REMOVE	117. DRAKE ELM	8" CALIPER	TO REMAIN AND PROTECT
19. RED OAK	14" CALIPER	TO REMAIN AND PROTECT	118. DRAKE ELM	8" CALIPER	TO REMAIN AND PROTECT
20. RED OAK	14" CALIPER	TO REMAIN AND PROTECT	119. DRAKE ELM	8" CALIPER	TO REMAIN AND PROTECT
21. RED OAK	14" CALIPER	TO REMAIN AND PROTECT	120. DRAKE ELM	8" CALIPER	TO REMAIN AND PROTECT
22. RED OAK	14" CALIPER	TO REMAIN AND PROTECT	121. DRAKE ELM	8" CALIPER	TO REMAIN AND PROTECT
23. RED OAK	14" CALIPER	TO REMAIN AND PROTECT	122. DRAKE ELM	8" CALIPER	TO REMAIN AND PROTECT
24. BALD CYPRESS	14" CALIPER	TO REMOVE	123. DRAKE ELM	8" CALIPER	TO REMAIN AND PROTECT
25. BALD CYPRESS	14" CALIPER	TO REMOVE	124. DRAKE ELM	8" CALIPER	TO REMAIN AND PROTECT
26. BALD CYPRESS	14" CALIPER	TO REMOVE	125. DRAKE ELM	8" CALIPER	TO REMAIN AND PROTECT
27. BALD CYPRESS	14" CALIPER	TO REMOVE	126. DRAKE ELM	8" CALIPER	TO REMAIN AND PROTECT
28. BALD CYPRESS	14" CALIPER	TO REMOVE	127. DRAKE ELM	8" CALIPER	TO REMAIN AND PROTECT
29. BALD CYPRESS	14" CALIPER	TO REMOVE	128. DRAKE ELM	8" CALIPER	TO REMAIN AND PROTECT
30. BALD CYPRESS	14" CALIPER	TO REMOVE	129. DRAKE ELM	8" CALIPER	TO REMAIN AND PROTECT
31. BALD CYPRESS	14" CALIPER	TO REMOVE	130. DRAKE ELM	8" CALIPER	TO REMAIN AND PROTECT
32. BALD CYPRESS	14" CALIPER	TO REMOVE	131. DRAKE ELM	8" CALIPER	TO REMAIN AND PROTECT
33. BALD CYPRESS	14" CALIPER	TO REMOVE	132. BALD CYPRESS7"	CALIPER	TO BE REMOVED
34. BALD CYPRESS	14" CALIPER	TO REMOVE	133. BALD CYPRESS7"	CALIPER	TO BE REMOVED
35. BALD CYPRESS	14" CALIPER	TO REMOVE	134. BALD CYPRESS7"	CALIPER	TO BE REMOVED
36. BALD CYPRESS	14" CALIPER	TO REMOVE	135. BALD CYPRESS7"	CALIPER	TO BE REMOVED
37. BALD CYPRESS	14" CALIPER	TO REMOVE	136. BALD CYPRESS7"	CALIPER	TO BE REMOVED
38. BALD CYPRESS	14" CALIPER	TO REMOVE	137. BALD CYPRESS7"	CALIPER	TO BE REMOVED
39. BALD CYPRESS	14" CALIPER	TO REMOVE	138. BALD CYPRESS7"	CALIPER	TO BE REMOVED
40. BALD CYPRESS	14" CALIPER	TO REMOVE	139. BALD CYPRESS7"	CALIPER	TO BE REMOVED
41. BALD CYPRESS	14" CALIPER	TO REMOVE	140. BALD CYPRESS7"	CALIPER	TO BE REMOVED
42. BALD CYPRESS	14" CALIPER	TO REMOVE	141. BALD CYPRESS7"	CALIPER	TO BE REMOVED
43. BALD CYPRESS	14" CALIPER	TO REMOVE	142. BALD CYPRESS7"	CALIPER	TO BE REMOVED
44. RED OAK	10" CALIPER	TO REMOVE	143. BALD CYPRESS7"	CALIPER	TO BE REMOVED
45. LIVE OAK	10" CALIPER	TO REMOVE	144. BALD CYPRESS7"	CALIPER	TO BE REMOVED
46. LIVE OAK	10" CALIPER	TO REMOVE	145. BALD CYPRESS7"	CALIPER	TO BE REMOVED
47. LIVE OAK	10" CALIPER	TO REMOVE	146. CEDAR ELM	4" CALIPER	TO REMAIN AND PROTECT
48. LIVE OAK	10" CALIPER	TO REMOVE	147. CEDAR ELM	4" CALIPER	TO REMAIN AND PROTECT
49. LIVE OAK	10" CALIPER	TO REMOVE	148. CEDAR ELM	4" CALIPER	TO REMAIN AND PROTECT
50. LIVE OAK	10" CALIPER	TO REMOVE	149. CEDAR ELM	4" CALIPER	TO REMAIN AND PROTECT
51. RED OAK	10" CALIPER	TO REMOVE	150. CEDAR ELM	4" CALIPER	TO REMAIN AND PROTECT
52. SAWTOOTH OAK	10" CALIPER	TO REMOVE	151. CEDAR ELM	4" CALIPER	TO REMAIN AND PROTECT
53. BUR OAK	8" CALIPER	TO REMAIN AND PROTECT	152. CEDAR ELM	4" CALIPER	TO REMAIN AND PROTECT
54. BUR OAK	8" CALIPER	TO REMAIN AND PROTECT	153. CEDAR ELM	4" CALIPER	TO REMAIN AND PROTECT
55. BUR OAK	8" CALIPER	TO REMAIN AND PROTECT	154. CEDAR ELM	4" CALIPER	TO REMAIN AND PROTECT
56. RED OAK	9" CALIPER	TO REMAIN AND PROTECT	155. CEDAR ELM	4" CALIPER	TO REMAIN AND PROTECT
57. LIVE OAK	9" CALIPER	TO REMAIN AND PROTECT	156. CEDAR ELM	4" CALIPER	TO REMAIN AND PROTECT
58. RED OAK	10" CALIPER	TO REMAIN AND PROTECT	157. CEDAR ELM	4" CALIPER	TO REMAIN AND PROTECT
59. SAWTOOTH OAK	8" CALIPER	TO REMAIN AND PROTECT	158. LIVE OAK	6" CALIPER	TO REMAIN AND PROTECT
60. RED OAK	12" CALIPER	TO REMAIN AND PROTECT	159. CEDAR ELM	4" CALIPER	TO REMAIN AND PROTECT
61. RED OAK	12" CALIPER	TO REMOVE	160. CEDAR ELM	4" CALIPER	TO REMAIN AND PROTECT
62. RED OAK	12" CALIPER	TO BE REMOVED	161. CEDAR ELM	4" CALIPER	TO REMAIN AND PROTECT
63. RED OAK	10" CALIPER	TO REMAIN AND PROTECT	162. CEDAR ELM	4" CALIPER	TO REMAIN AND PROTECT
64. RED OAK	10" CALIPER	TO REMAIN AND PROTECT	163. CEDAR ELM	4" CALIPER	TO REMAIN AND PROTECT
65. RED OAK	12" CALIPER	TO REMAIN AND PROTECT	164. CEDAR ELM	4" CALIPER	TO REMAIN AND PROTECT
66. RED OAK	10" CALIPER	TO REMOVE	165. CEDAR ELM	4" CALIPER	TO REMAIN AND PROTECT
67. PISTACHIO	10" CALIPER	TO BE REMOVED	166. CEDAR ELM	4" CALIPER	TO REMAIN AND PROTECT
68. PISTACHIO	6" CALIPER	TO BE REMOVED	167. CEDAR ELM	4" CALIPER	TO REMAIN AND PROTECT
69. PISTACHIO	8" CALIPER	TO BE REMOVED	168. CEDAR ELM	4" CALIPER	TO REMAIN AND PROTECT
70. PISTACHIO	10" CALIPER	TO BE REMOVED	169. CEDAR ELM	4" CALIPER	TO REMAIN AND PROTECT
71. PISTACHIO	6" CALIPER	TO BE REMOVED	170. CEDAR ELM	4" CALIPER	TO REMAIN AND PROTECT
72. PISTACHIO	8" CALIPER	TO BE REMOVED	171. CEDAR ELM	4" CALIPER	TO REMAIN AND PROTECT
73. PISTACHIO	8" CALIPER	TO BE REMOVED	172. CEDAR ELM	4" CALIPER	TO REMAIN AND PROTECT
74. PISTACHIO	8" CALIPER	TO BE REMOVED	173. CEDAR ELM	4" CALIPER	TO REMAIN AND PROTECT
75. PISTACHIO	10" CALIPER	TO BE REMOVED	174. LIVE OAK	6" CALIPER	TO REMAIN AND PROTECT
76. PISTACHIO	10" CALIPER	TO BE REMOVED	175. LIVE OAK	6" CALIPER	TO REMAIN AND PROTECT
77. MAGNOLIA	7" CALIPER	TO BE REMOVED	176. LIVE OAK	6" CALIPER	TO REMAIN AND PROTECT
78. MAGNOLIA	7" CALIPER	TO BE REMOVED	177. LIVE OAK	6" CALIPER	TO REMAIN AND PROTECT
79. MAGNOLIA	7" CALIPER	TO BE REMOVED	178. LIVE OAK	6" CALIPER	TO REMAIN AND PROTECT
80. MAGNOLIA	7" CALIPER	TO REMAIN AND PROTECT	179. LIVE OAK	6" CALIPER	TO REMAIN AND PROTECT
81. MAGNOLIA	7" CALIPER	TO REMAIN AND PROTECT	180. LIVE OAK	6" CALIPER	TO REMAIN AND PROTECT
82. MAGNOLIA	7" CALIPER	TO REMAIN AND PROTECT	181. LIVE OAK	6" CALIPER	TO REMAIN AND PROTECT
83. MAGNOLIA	7" CALIPER	TO REMAIN AND PROTECT	182. LIVE OAK	6" CALIPER	TO REMAIN AND PROTECT
84. PISTACHIO	10" CALIPER	TO BE REMOVED	183. LIVE OAK	6" CALIPER	TO REMAIN AND PROTECT
85. PISTACHIO	6" CALIPER	TO BE REMOVED	184. LIVE OAK	6" CALIPER	TO REMAIN AND PROTECT
86. PISTACHIO	8" CALIPER	TO BE REMOVED	185. LIVE OAK	6" CALIPER	TO REMAIN AND PROTECT
87. LIVE OAK	12" CALIPER	TO REMAIN AND PROTECT	186. LIVE OAK	6" CALIPER	TO REMAIN AND PROTECT
88. LIVE OAK	12" CALIPER	TO REMAIN AND PROTECT	187. LIVE OAK	6" CALIPER	TO REMAIN AND PROTECT
89. LIVE OAK	12" CALIPER	TO REMAIN AND PROTECT	188. LIVE OAK	6" CALIPER	TO REMAIN AND PROTECT
90. LIVE OAK	12" CALIPER	TO REMAIN AND PROTECT	189. LIVE OAK	6" CALIPER	TO REMAIN AND PROTECT
91. LIVE OAK	12" CALIPER	TO REMAIN AND PROTECT	190. LIVE OAK	6" CALIPER	TO REMAIN AND PROTECT
92. LIVE OAK	12" CALIPER	TO REMAIN AND PROTECT	191. CEDAR ELM	6" CALIPER	TO REMAIN AND PROTECT
93. LIVE OAK	12" CALIPER	TO REMAIN AND PROTECT	192. CEDAR ELM	6" CALIPER	TO REMAIN AND PROTECT
94. LIVE OAK	12" CALIPER	TO REMAIN AND PROTECT	193. CEDAR ELM	6" CALIPER	TO REMAIN AND PROTECT
95. LIVE OAK	12" CALIPER	TO REMAIN AND PROTECT	194. CEDAR ELM	6" CALIPER	TO REMAIN AND PROTECT
96. LIVE OAK	12" CALIPER	TO REMAIN AND PROTECT	195. LIVE OAK	6" CALIPER	TO REMAIN AND PROTECT
97. LIVE OAK	12" CALIPER	TO REMAIN AND PROTECT	196. RED OAK	6" CALIPER	TO REMAIN AND PROTECT
98. LIVE OAK	12" CALIPER	TO REMAIN AND PROTECT	197. RED OAK	6" CALIPER	TO REMAIN AND PROTECT
99. LIVE OAK	12" CALIPER	TO REMAIN AND PROTECT	198. RED OAK	6" CALIPER	TO REMAIN AND PROTECT
			199. RED OAK	6" CALIPER	TO REMAIN AND PROTECT
			200. RED OAK	6" CALIPER	TO REMAIN AND PROTECT
			201. RED OAK	6" CALIPER	TO REMAIN AND PROTECT
			202. RED OAK	6" CALIPER	TO REMAIN AND PROTECT
			203. DRAKE ELM	8" CALIPER	TO REMAIN AND PROTECT
			204. DRAKE ELM	8" CALIPER	TO REMAIN AND PROTECT
			205. DRAKE ELM	8" CALIPER	TO REMAIN AND PROTECT
			206. DRAKE ELM	8" CALIPER	TO REMAIN AND PROTECT
			207. DRAKE ELM	8" CALIPER	TO REMAIN AND PROTECT
			208. DRAKE ELM	8" CALIPER	TO REMAIN AND PROTECT
			209. DRAKE ELM	8" CALIPER	TO REMAIN AND PROTECT
			210. DRAKE ELM	8" CALIPER	TO REMAIN AND PROTECT

TREE REMOVAL IS PHASE ONE OF THE HOSPITAL PROJECT. MITIGATION CAN BE DELAYED TO PHASE 2 OF THE HOSPITAL PROJECT.

712 CALIPER INCHES REMOVED
280 CALIPER INCHES PLANTED AT THE PARKING LOTS

432 CALIPER INCHES SHORT

THIS SITE PLAN APPLICATION REQUESTS RELIEF FROM 432 CALIPER NOT BE INSTALLED.

**PERKINS
+ WILL**

2218 BRYAN STREET
DALLAS, TX 75201
www.perkinswill.com

CONSULTANTS

CIVIL
RAYMOND L. GOODSON JR., INC.
12001 N CENTRAL EXPY SUITE 300 DALLAS,
TX 75243

LANDSCAPE ARCHITECTURE
KENDALL LANDSCAPE ARCHITECTURE
6976 SANTA BARBARA, DALLAS, TX 75214

STRUCTURAL
LA FUESS PARTNERS
3333 LEE PKWY #300, DALLAS, TX 75219

MEP
SW ASSOCIATES CONSULTING ENGINEERS
5429 LYNDON B JOHNSON FWY #300
DALLAS, TX 75240

LOW VOLTAGE
SMITH SECKMAN REID, INC.
3100 MCKINNON STREET, SUITE 550
DALLAS, TX 75201

FOOD SERVICE
BOSMA DESIGN SOLUTIONS, INC.
2201 LONG PRAIRIE RD, FLOWER MOUND,
TX 75022

MEDICAL EQUIPMENT
CALLISON RTKL, INC.
1717 PACIFIC AVE, DALLAS, TX 75201

OWNER
TEXAS HEALTH RESOURCES
9300 AMBERTON PKWY, SUITE 1000,
DALLAS, TX 75243

CONTRACTOR
ROGERS-O'BRIEN CONSTRUCTION
1901 REGAL ROW, DALLAS, TX 75235

PROJECT



**PRESBYTERIAN
HOSPITAL ROCKWALL
- EXPANSION &
RENOVATION**
3150 HORIZON RD.
ROCKWALL, TX 75032

ISSUED FOR REVIEW 12.13.2019

ISSUE CHART

MARK	ISSUE	DATE
JOB NUMBER		147381.000
DRAWN		DRG
CHECKED		MSK
APPROVED		MSK
		TITLE

**EXISTING TREE
LISTING**

SHEET NUMBER

L1-02

CONSULTANTS

CIVIL
RAYMOND L. GOODSON JR., INC.
12001 N CENTRAL EXPY SUITE 300 DALLAS,
TX 75243

LANDSCAPE ARCHITECTURE
KENDALL LANDSCAPE ARCHITECTURE
6976 SANTA BARBARA, DALLAS, TX 75214

STRUCTURAL
LA FUESS PARTNERS
3333 LEE PKWY #300, DALLAS, TX 75219

MEP
SW ASSOCIATES CONSULTING ENGINEERS
5429 LYNDON B JOHNSON FWY #300
DALLAS, TX 75240

LOW VOLTAGE
SMITH SECKMAN REID, INC.
3100 MCKINNON STREET, SUITE 550
DALLAS, TX 75201

FOOD SERVICE
BOSMA DESIGN SOLUTIONS, INC.
2201 LONG PRAIRIE RD, FLOWER MOUND,
TX 75022

MEDICAL EQUIPMENT
CALLISON RTKL, INC.
1717 PACIFIC AVE, DALLAS, TX 75201

OWNER
TEXAS HEALTH RESOURCES
9300 AMBERTON PKWY, SUITE 1000,
DALLAS, TX 75243

CONTRACTOR
ROGERS-O'BRIEN CONSTRUCTION
1901 REGAL ROW, DALLAS, TX 75235

PROJECT

ISSUED FOR REVIEW 12.13.2019



**PRESBYTERIAN
HOSPITAL ROCKWALL
- EXPANSION &
RENOVATION**
3150 HORIZON RD.
ROCKWALL, TX 75032

ISSUE CHART

MARK	ISSUE	DATE
JOB NUMBER		147381.000
DRAWN	DRG	
CHECKED	MSK	
APPROVED	MSK	

TITLE

**PARKING LOT
LANDSCAPE PLAN
AND DETAILS**

SHEET NUMBER

L2-02

D PARKING LOT PLANT LIST

ALL SIZES SHOWN ARE MINIMUM. SMALLER CONTAINERS MEETING THE SPECIFIED HEIGHT AND SPREAD WILL NOT BE ACCEPTED. IF QUANTITIES ARE SHOWN, CONTRACTOR IS RESPONSIBLE FOR VERIFYING QUANTITIES. PLAN REFERENCES GOVERN.

BOTANIC NAME	COMMON NAME	SIZE	DESCRIPTION
LARGE TREES			
QUERCUS SHUMARDII	SHUMARD RED OAK	100 GALLON CONTAINER, 4"-4 1/2" CALIPER, 9' - 10' HEIGHT, 5'-6' SPREAD	SINGLE STRAIGHT LEADER.
QUERCUS VIRGINIANA	LIVE OAK	100 GALLON CONTAINER, 4"-4 1/2" CALIPER, 9' - 10' HEIGHT, 5'-6' SPREAD	SINGLE STRAIGHT LEADER.
QUERCUS MACROPHYLUM	BUR OAK	100 GALLON CONTAINER, 4"-4 1/2" CALIPER, 9' - 10' HEIGHT, 5'-6' SPREAD	SINGLE STRAIGHT LEADER.
ULMUS CRASSIFOLIA	CEDAR ELM	100 GALLON CONTAINER, 4"-4 1/2" CALIPER, 9' - 10' HEIGHT, 5'-6' SPREAD	SINGLE STRAIGHT LEADER.
ORNAMENTAL TREES			
VITEX AGNUS-CASTUS	VITEX	65 GALLON CONTAINER, 3"-3 1/2" CALIPER, 7' - 8' HEIGHT, 5'-7' SPREAD	MULTI-TRUNK - 3 CANES MAXIMUM
JUNIPER VIRGINIANA	EASTERN RED CEDAR	65 GALLON CONTAINER, 3"-3 1/2" CALIPER, 7' - 8' HEIGHT, 5'-7' SPREAD	MULTI-TRUNK - 3 CANES MAXIMUM
ILEX VOMITORIA	TREE YAUPON	65 GALLON CONTAINER, 3"-3 1/2" CALIPER, 7' - 8' HEIGHT, 5'-7' SPREAD	MULTI-TRUNK - 3 CANES MAXIMUM
SHRUBS			
ILEX VOMITORIA NANA	DWARF YAUPON HOLLY	3 GALLON	24" ON CENTER
ILEX CREMATA BURFORDII NANA	DWARF BURFORD HOLLY	3 GALLON	24" ON CENTER
GROUND COVER			
EUONYMUS FORTUNEI 'COLORATA'	PURPLE WINTERCREEPER	1 GALLON	18" ON CENTER
LAWN			
CYNDOA	SOLID SOD BERMUDA		

E LANDSCAPE ORDINANCE - ROCKWALL, TEXAS - SOUTH PARKING

- 10' LANDSCAPE BUFFER**
PROVIDED AT ROCKWALL PARKWAY
- SCREENING OF OFF-STREET LOADING AREAS**
NOT APPLICABLE
- RESIDENTIAL ADJACENCY**
MATCHING EXISTING SCREENING ALONG THE BALANCE OF THE PROJECT.
- BUFFER LANDSCAPING** 1 TREE PER 50 LINEAR FEET

LINEAR FEET	REQUIRED TREES	TREES PROVIDED
TUBBS	3	8
SUMMER LEE DRIVE	240	5
- PARKING LOT LANDSCAPING**

AREA	REQUIRED SQUARE FEET	TREES PROVIDED
33,600	*.05	1,680
47,500	*.20	9,500
- OPEN SPACE**
OFFICE ZONING REQUIRES 20%

REQUIRED SQUARE FEET	TREES PROVIDED
11,500	7,700

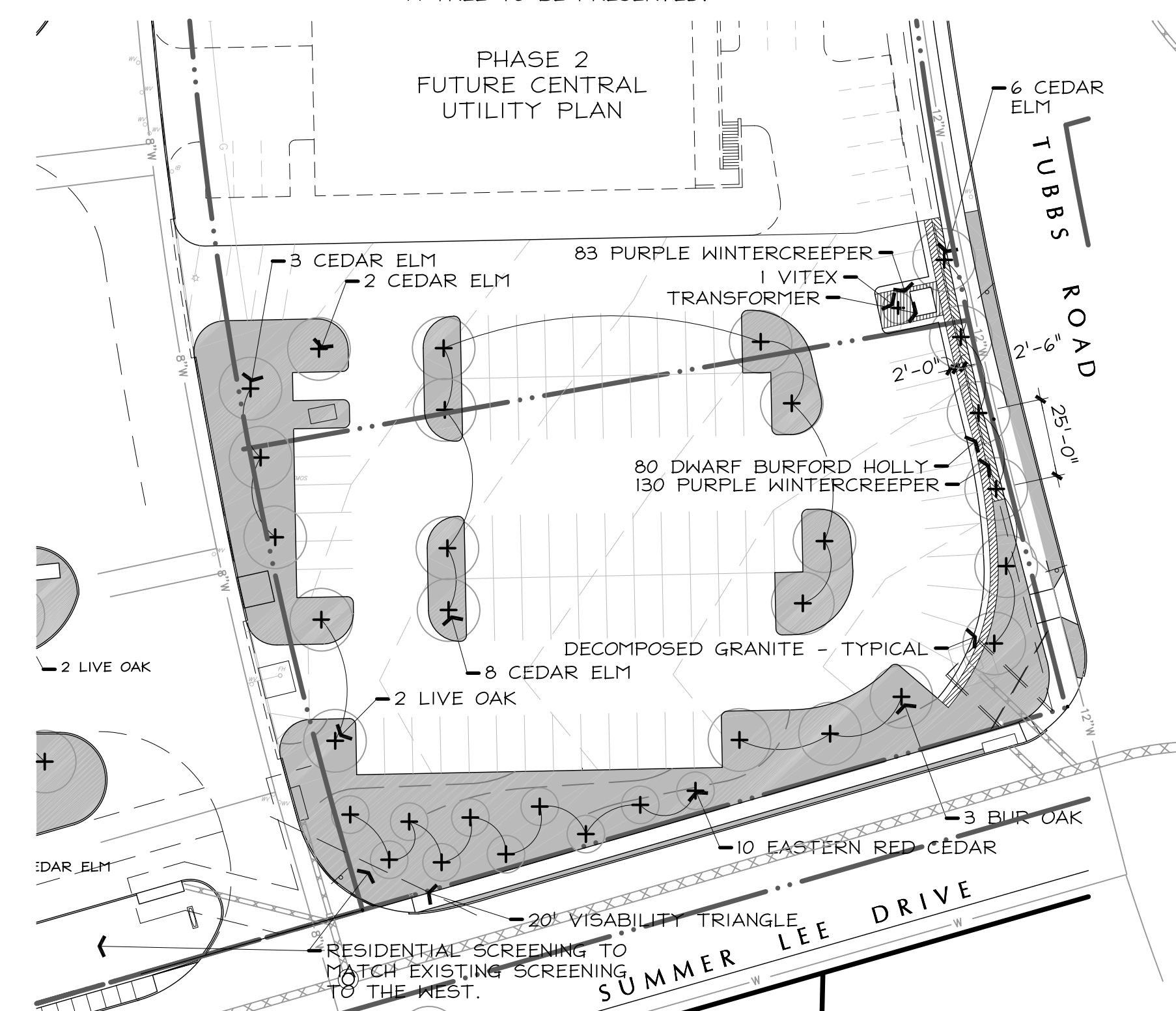
B PREPARATION GENERAL NOTES

- PLAN PREPARED BY:
MICHAEL S. KENDALL
KENDALL + LANDSCAPE ARCHITECTURE
6976 SANTA BARBARA
DALLAS, TEXAS 75214
PHONE: (214) 739-3226
E-MAIL: MIKE@KENDALL7.COM
TEXAS LANDSCAPE ARCHITECT LICENSE NO. 1127
- ALL AREAS SHALL BE IRRIGATED BY A LICENSED IRRIGATOR WITH AN AUTOMATIC UNDERGROUND IRRIGATION SYSTEM PROVIDING 100% COVERAGE.
- ALL REQUIRED TREES FROM THE CITY APPROVED LISTING.

C TREE PRESERVATION NOTES

CONTRACTOR SHALL ADHERE TO THE FOLLOWING TREE PROTECTION MEASURES:

- THE CONTRACTOR SHALL ERECT A PLASTIC MESH FENCE A MINIMUM OF FOUR (4') FEET IN HEIGHT AROUND EACH TREE OR GROUP OF TREES TO PREVENT THE PLACEMENT OF DEBRIS OR FILL WITHIN THE DRIP LINE.
- DURING THE CONSTRUCTION PHASE OF DEVELOPMENT, THE CONTRACTOR SHALL PROHIBIT CLEANING, PARKING OR STORAGE OF EQUIPMENT OR MATERIALS UNDER THE CANOPY OF ANY TREE OR GROUP OF TREES BEING PRESERVED. THE CONTRACTOR SHALL NOT ALLOW THE DISPOSAL OF ANY WASTE MATERIAL SUCH AS, BUT NOT LIMITED TO, PAINT, OIL, SOLVENTS, ASPHALT, CONCRETE, MORTAR, ETC. IN THE CANOPY AREA.
- NO ATTACHMENTS OR WIRES OF ANY KIND, OTHER THAN THOSE OF A PROTECTIVE NATURE, SHALL BE ATTACHED TO ANY TREE.
- NO FILL OR EXCAVATION MAY OCCUR WITHIN THE DRIP LINE OF A TREE TO BE PRESERVED.



A PARKING LOT LANDSCAPE PLAN

1" = 40'-0"

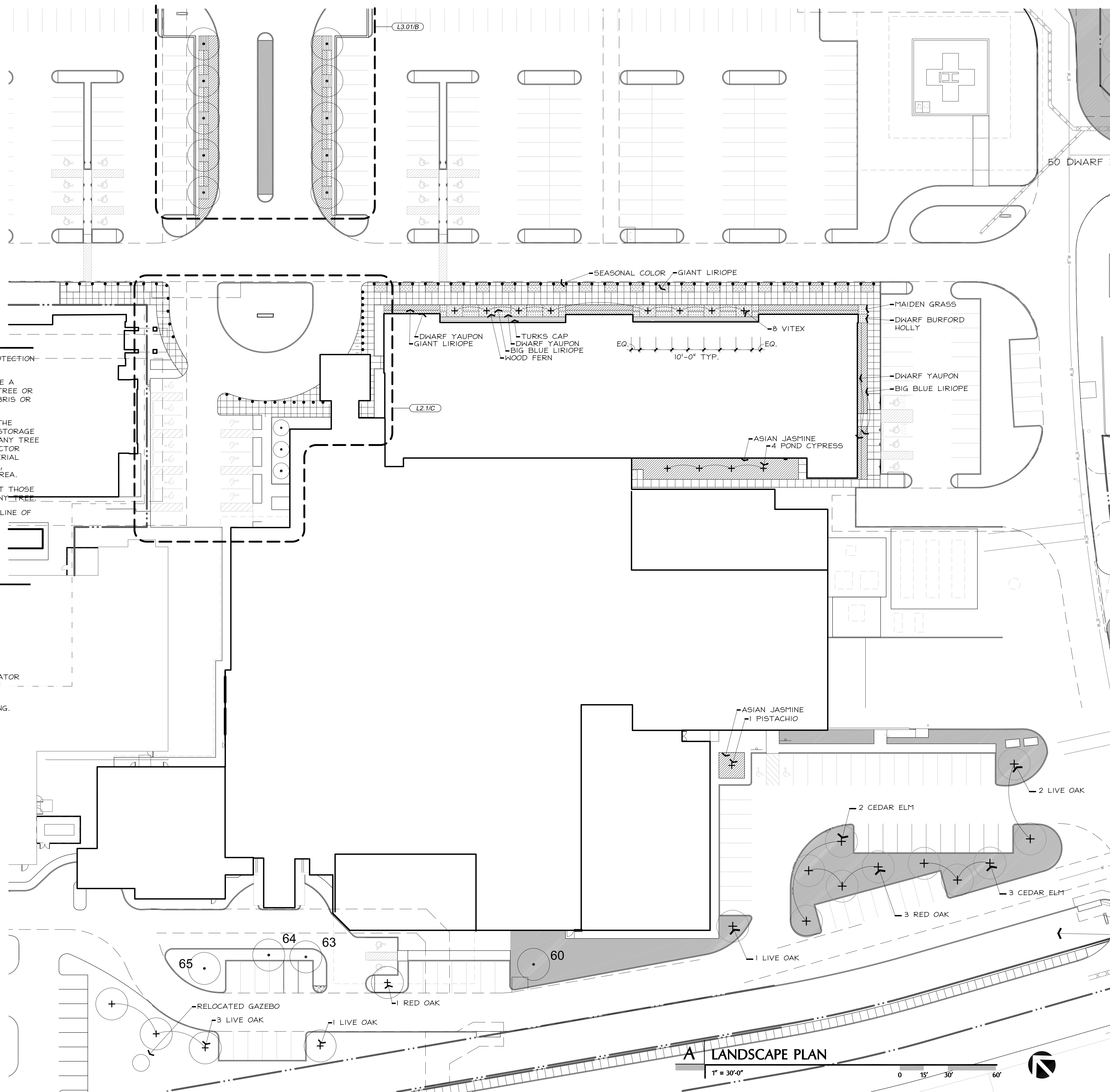
0 20' 40' 80'



MARK	ISSUE	DATE
JOB NUMBER		147381.000
DRAWN	DRG	
CHECKED	MSK	
APPROVED	MSK	
	TITLE	

**OVERALL LANDSCAPE
PLAN AND MAIN
ENTRY ENLARGEMENT**
SHEET NUMBER

L2-03



C TREE PRESERVATION NOTES

CONTRACTOR SHALL ADHERE TO THE FOLLOWING TREE PROTECTION MEASURES:

1. THE CONTRACTOR SHALL ERECT A PLASTIC MESH FENCE A MINIMUM OF FOUR (4') FEET IN HEIGHT AROUND EACH TREE OR GROUP OF TREES TO PREVENT THE PLACEMENT OF DEBRIS OR FILL WITHIN THE DRIP LINE.
2. DURING THE CONSTRUCTION PHASE OF DEVELOPMENT, THE CONTRACTOR SHALL PROHIBIT CLEANING, PARKING OR STORAGE OF EQUIPMENT OR MATERIALS UNDER THE CANOPY OF ANY TREE OR GROUP OF TREES BEING PRESERVED. THE CONTRACTOR SHALL NOT ALLOW THE DISPOSAL OF ANY WASTE MATERIAL SUCH AS, BUT NOT LIMITED TO, PAINT, OIL, SOLVENTS, ASPHALT, CONCRETE, MORTAR, ETC. IN THE CANOPY AREA.
3. NO ATTACHMENTS OR WIRES OF ANY KIND, OTHER THAN THOSE OF A PROTECTIVE NATURE, SHALL BE ATTACHED TO ANY TREE.
4. NO FILL OR EXCAVATION MAY OCCUR WITHIN THE DRIP LINE OF A TREE TO BE PRESERVED.

B PREPARATION GENERAL NOTES

1. PLAN PREPARED BY:

MICHAEL S. KENDALL
KENDALL + LANDSCAPE ARCHITECTURE
6976 SANTA BARBARA
DALLAS, TEXAS 75214
PHONE: (214) 739-3226
E-MAIL: MIKE@KENDALL7.COM
TEXAS LANDSCAPE ARCHITECT LICENSE NO. 1127

2. ALL AREAS SHALL BE IRRIGATED BY A LICENCES IRRIGATOR WITH AN AUTOMATIC UNDERGROUND IRRIGATION SYSTEM PROVIDING 100% COVERAGE.
3. ALL REQUIRED TREES FROM THE CITY APPROVED LISTING.

A LANDSCAPE PLAN

1" = 30'-0"

0 15' 30' 60'



CONSULTANTS

CIVIL
RAYMOND L. GOODSON JR., INC.
12001 N CENTRAL EXPY SUITE 300 DALLAS,
TX 75243

LANDSCAPE ARCHITECTURE
KENDALL LANDSCAPE ARCHITECTURE
6976 SANTA BARBARA, DALLAS, TX 75214

STRUCTURAL
LA FUESS PARTNERS
3333 LEE PKWY #300, DALLAS, TX 75219

MEP
SW ASSOCIATES CONSULTING ENGINEERS
5429 LYNDON B JOHNSON FWY #300
DALLAS, TX 75240

LOW VOLTAGE
SMITH SECKMAN REID, INC.
3100 MCKINNON STREET, SUITE 550
DALLAS, TX 75201

FOOD SERVICE
BOSMA DESIGN SOLUTIONS, INC.
2201 LONG PRAIRIE RD, FLOWER MOUND,
TX 75022

MEDICAL EQUIPMENT
CALLISON RTKL, INC.
1717 PACIFIC AVE, DALLAS, TX 75201

OWNER
TEXAS HEALTH RESOURCES
9300 AMBERTON PKWY, SUITE 1000,
DALLAS, TX 75243

CONTRACTOR
ROGERS-O'BRIEN CONSTRUCTION
1901 REGAL ROW, DALLAS, TX 75235

PROJECT



**PRESBYTERIAN
HOSPITAL ROCKWALL
- EXPANSION &
RENOVATION**
3150 HORIZON RD.
ROCKWALL, TX 75032

ISSUE CHART

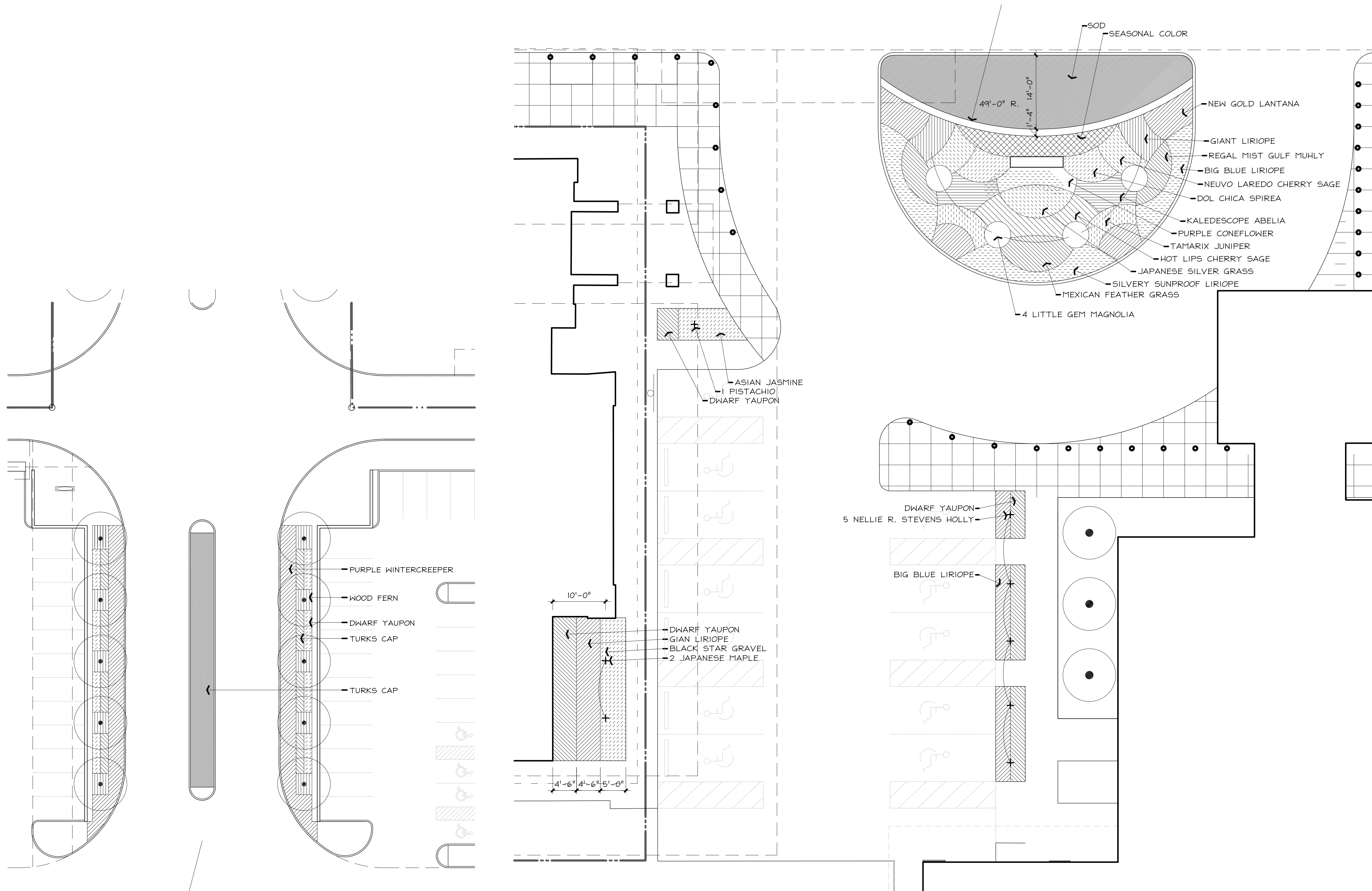
MARK	ISSUE	DATE
JOB NUMBER		147381.000
DRAWN	DRG	
CHECKED	MSK	
APPROVED	MSK	
		TITLE

**ENLARGED SITE PLAN,
DETAILS AND PLANT LIST**

SHEET NUMBER

L2-04

ISSUED FOR REVIEW 12.13.2019



B ENTRY PLANTING ENLARGMENT

1" = 20'-0"



B ENTRY PLANTING ENLARGMENT

1" = 10'-0"



A | PLANT LISTING

ALL SIZES SHOWN ARE MINIMUM. SMALLER CONTAINERS MEETING THE SPECIFIED HEIGHT AND SPREAD WILL NOT BE ACCEPTED.

BOTANIC NAME	COMMON NAME	SIZE	DESCRIPTION
LARGE TREES			
PISTACHIO CHINENSIS	PISTACHIO	65 GALLON CONTAINER, 3"-3 1/2" CALIPER, 8' - 9' HEIGHT, 4'-5' SPREAD	SINGLE STRAIGHT LEADER
QUERCUS SHUMARDII	SHUMARD RED OAK	100 GALLON CONTAINER, 4"-4 1/2" CALIPER, 9' - 10' HEIGHT, 5'-6' SPREAD	SINGLE STRAIGHT LEADER.
QUERCUS VIRGINIANA	SOUTHERN LIVE OAK	100 GALLON CONTAINER, 4"-4 1/2" CALIPER, 9' - 10' HEIGHT, 5'-6' SPREAD	SINGLE STRAIGHT LEADER.
ULMUS CRASSIFOLIA	CEDAR ELM	3"-3 1/2" CALIPER, 8' - 10' HEIGHT, 4'-5' SPREAD	BALLED AND BURLAPPED, SINGLE STRAIGHT LEADER.
ORNAMENTAL TREES			
ILEX CORNUTA 'NELLIE R. STEVENS'	NELLIE R. STEVENS HOLLY	65 GALLON CONTAINER, 3"-3 1/2" CALIPER, 7' - 8' HEIGHT, 5'-7' SPREAD	MULTI-TRUNK - 3 CANES MAXIMUM
ACER JAPONICA	JAPANESE MAPLE	65 GALLON CONTAINER, 3"-3 1/2" CALIPER, 7' - 8' HEIGHT, 5'-7' SPREAD	MULTI-TRUNK - 3 CANES MAXIMUM
MAGNOLIA GRANDIFLORA 'LITTLE GEM'	LITTLE GEM MAGNOLIA	100 GALLON CONTAINER, 3"-3 1/2" CALIPER, 7' - 8' HEIGHT, 5'-7' SPREAD	MULTI-TRUNK - 3 CANES MAXIMUM
SOPHORA SECUNDIFOLIA	TEXAS MOUNTAIN LAUREL	65 GALLON CONTAINER, 3"-3 1/2" CALIPER, 7' - 8' HEIGHT, 5'-7' SPREAD	MULTI-TRUNK - 3 CANES MAXIMUM
VITEX ANGUS-CASTUS	VITEX	65 GALLON CONTAINER, 3"-3 1/2" CALIPER, 7' - 8' HEIGHT, 5'-7' SPREAD	MULTI-TRUNK - 3 CANES MAXIMUM
TAXODIUM ASCENDUM	POND CYPRESS	65 GALLON CONTAINER, 3"-3 1/2" CALIPER, 7' - 8' HEIGHT, 5'-7' SPREAD	MULTI-TRUNK - 3 CANES MAXIMUM
SHRUBS			
ABELIA GRANDIFLORA	KALIDESCOPE ABELIA	3 GALLON	30" ON CENTER
ILEX BURFORDII 'NANA'	DWARF BURFORD HOLLY	3 GALLON	24" ON CENTER
ILEX VOMITORIA 'NANA'	DWARF YAUPON HOLLY	3 GALLON	24" ON CENTER
SALVIA GREGGI 'HOTLIPS'	HOTLIPS CHERRY SAGE	1 GALLON	24" ON CENTER
SALVIA GREGGI 'NEUVO LAREDO'	NEUVO LAREDO CHERRY SAGE	1 GALLON	24" ON CENTER
JUNIPERUS TAMARIFOLIA	TAMARIX JUNIPER	3 GALLON	24" ON CENTER
SPIREA 'DOL CHICA'	DOL CHICA SPIREA	1 GALLON	18" ON CENTER
GROUND COVER			
EUONYMUS FORTUNEI 'COLORATUS'	PURPLE WINTERCREEPER	1 GALLON	18" ON CENTER
LIRIOPE MUSCARI 'BIG BLUE'	BIG BLUE LIRIOPE	4" POT	8" ON CENTER
LIRIOPE MUSCARI 'GIANT'	GIANT LIRIOPE	1 GALLON	15" ON CENTER
LIRIOPE MUSCARI 'SILVERY SUNPROOF'	SILVERY SUNPROOF LIRIOPE	4" POT	8" ON CENTER
TRACHELSPERMUM ASIATICUM	ASIAN JASMINE	1 GALLON	15 ON CENTER
PERENNIALS			
LANTANA X 'NEW GOLD'	NEW GOLD LANTANA	1 GALLON	24" ON CENTER
MISCANTHUS SINENSIS 'X'	JAPANESE SILVER GRASS	1 GALLON	18" ON CENTER
DRYOPTERIS SPP	WOOD FERN	1 GALLON	15" ON CENTER
HESPERALOE PARVIFOLIA	RED YUCCA	1 GALLON	18" ON CENTER
NASELLA TENUISSIMA	MEXICAN FEATHER GRASS	1 GALLON	15" ON CENTER
MUHLENBERGIA CAPILLARIS 'REGAL MISTREGAL MIST GULF MUHLY	MISTREGAL MIST GULF MUHLY	1 GALLON	18" ON CENTER
ECHINACEA	PURPLE CONEFLOWER	1 GALLON	18" ON CENTER
ANNUALS			
SPRING - PANSIES 'BEACON FIELD' OR 'MAXIM BLUE' OR 'IMPERIAL SILVER PRINCESS' - 4" POT, 8" ON CENTER.			
SUMMER - NEW GOLD LANTANA - 1 GALLON, 18" ON CENTER			
FALL - CHRYSANTHEMUM 'SEMINOLE' - 4" POT, 8" ON CENTER.			
LAWN			
CYNDON SPP.	BERMUDA GRASS - SOLID SOD AND SEEDING - SEE LEGEND		

PERKINS + WILL

2218 BRYAN STREET
DALLAS, TX 75201
www.perkinswill.com

CONSULTANTS

CIVIL
RAYMOND L. GOODSON JR., INC.
12001 N CENTRAL EXPY SUITE 300 DALLAS, TX 75243

LANDSCAPE ARCHITECTURE
KENDALL LANDSCAPE ARCHITECTURE
6976 SANTA BARBARA, DALLAS, TX 75214

STRUCTURAL
LA FUESS PARTNERS
3333 LEE PKWY #300, DALLAS, TX 75219

MEP
SW ASSOCIATES CONSULTING ENGINEERS
5429 LYNDON B JOHNSON FWY #300
DALLAS, TX 75240

LOW VOLTAGE
SMITH SECKMAN REID, INC.
3100 MCKINNON STREET, SUITE 550
DALLAS, TX 75201

FOOD SERVICE
BOSMA DESIGN SOLUTIONS, INC.
2201 LONG PRAIRIE RD, FLOWER MOUND, TX 75022

MEDICAL EQUIPMENT
CALLISON RTKL, INC.
1717 PACIFIC AVE, DALLAS, TX 75201

OWNER
TEXAS HEALTH RESOURCES
9300 AMBERTON PKWY, SUITE 1000,
DALLAS, TX 75243

CONTRACTOR
ROGERS-O'BRIEN CONSTRUCTION
1901 REGAL ROW, DALLAS, TX 75235

PROJECT



**PRESBYTERIAN
HOSPITAL ROCKWALL
- EXPANSION &
RENOVATION**
3150 HORIZON RD.
ROCKWALL, TX 75032

ISSUED FOR REVIEW 12.13.2019

ISSUE CHART

MARK	ISSUE	DATE
	JOB NUMBER	147381.000
	DRAWN	DRG
	CHECKED	MSK
	APPROVED	MSK
	TITLE	

PLANT LIST

SHEET NUMBER

L2-05

CONSULTANTS

CIVIL
RAYMOND L. GOODSON JR., INC.
12001 N CENTRAL EXPY SUITE 300 DALLAS, TX 75243

STRUCTURAL
LA FUESS PARTNERS
3333 LEE PKWY #300, DALLAS, TX 75219

MEP
SW ASSOCIATES CONSULTING
1700 PACIFIC AVENUE, STE 2100
DALLAS, TX 75201

LANDSCAPING
KENDALL LANDSCAPE ARCHITECTURE
8150 N CENTRAL EXPY #701, DALLAS, TX 75206

OWNER
TEXAS HEALTH RESOURCES
9300 AMBERTON PKWY, SUITE 1000,
DALLAS, TX 75243

CONTRACTOR
ROGERS-O'BRIEN CONSTRUCTION
1901 REGAL ROW, DALLAS, TX 75235



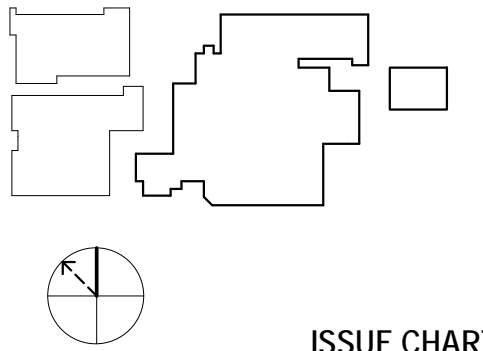
12/13/19

PROJECT



PRESBYTERIAN
HOSPITAL ROCKWALL
EXPANSION &
3150 HORIZON RD.
ROCKWALL, TX 75032

KEYPLAN



ISSUE CHART

MARK	ISSUE	DATE
Signature		

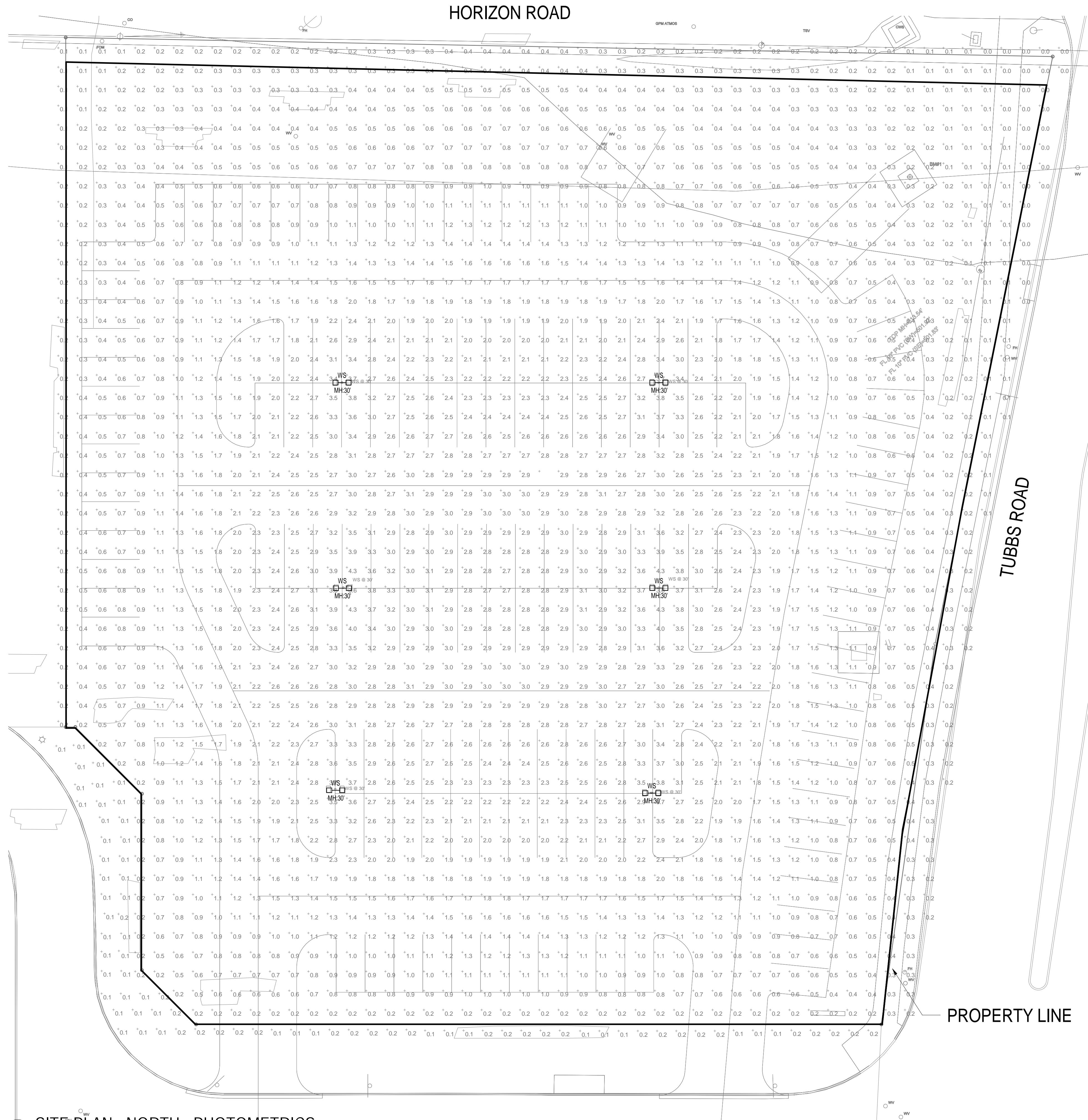
Case Number
Job Number 147381.000

TITLE

SITE PLAN - NORTH -
PHOTOMETRICS

SHEET NUMBER


E01-01P



KAD LED
LED Area Luminaire



Specifications
EPA: 1.2 ft² (0.11 m²)
Length: 17-1/2" (44.5 cm)
Width: 17-1/2" (44.5 cm)
Height: 7-1/8" (18.2 cm)
Weight (max): 36 lbs. (16.4 kg)



Catalog Number	Notes	Spec
		WS

Capable Luminaire

This item is an A+ Capable luminaire, which has been designed and tested to provide consistent color appearance and system-level interoperability.
• All configurations of this luminaire meet the Acuity Brands' specification for chromatic consistency
• This luminaire is A+ Certified when ordered with DTL+ controls marked by a shaded background. DTL DLL equipped luminaires meet the A+ specification for luminaire to photocontrol interoperability
• This luminaire is part of an A+ Certified solution for ROAM2 or XPoint™ Wireless control networks, providing out-of-the-box control compatibility with simple commissioning, when ordered with drivers and control options marked by a shaded background!
To learn more about A+, visit www.acuitybrands.com/aplus.
1. See ordering tree for details.
2. A+ Certified Solutions for ROAM require the order of one ROAM node per luminaire. Sold Separately. Link to Roam; Link to DTL DLL.

Ordering Information

KAD LED	60c	1000	40K	R3	480	SPD09
Series	LEDs	Drive current	CCT	Distribution	Voltage	Mounting
KAD LED	20C 20 LEDs	530 530 mA	30K 3000K	R2 Type II	MVOLT 277V	SPD09
	30C 30 LEDs	700 700 mA	40K 4000K	R3 Type III	120V 347V	SPD09
	40C 40 LEDs	1000 1000 mA	50K 5000K	R4 Type IV	208V 480V	SPD09
	60C 60 LEDs			R5 Type V	240V	SPD09

Options	Shipped installed	Shipped separately	Shipped separately
PERF	NEAR twist-lock five-wire receptacle only (no controls)	PRIFECV Bi-level, motion/ambient sensor, 8-15' mounting height, ambient sensor enabled at 15'-10" H	PINMTD03 Part night, dim till dawn
PER7	Seven-wire receptacle only (no controls)	PRIFECV7 Bi-level, motion/ambient sensor, 15-30' mounting height, ambient sensor enabled at 15'-10" H	PINMTD05 Part night, dim 5 hrs
SF	Single fuse (120, 277, 240V)	BL30 Bi-level, motion/ambient sensor, 15-30' mounting height, ambient sensor enabled at 15'-10" H	PINMTD03 Part night, dim 6 hrs
DF	Double fuse (208, 240, 480V)	BL50 Bi-level, motion/ambient sensor, 15-30' mounting height, ambient sensor enabled at 15'-10" H	PINMTD05 Part night, dim 7 hrs
PIR	Bi-level, motion/ambient sensor, 15-30' mounting height, ambient sensor enabled at 15'-10" H	BL50 Bi-level, motion/ambient sensor, 15-30' mounting height, ambient sensor enabled at 15'-10" H	HS Houseside shield

LITHONIA LIGHTING One Lithonia Way • Conyers, Georgia 30012 • Phone: 800.279.8041 • www.lithonia.com
© 2018-2019 Acuity Brands Lighting, Inc. All rights reserved.

01 SITE PLAN - NORTH - PHOTOMETRICS
1/16" = 1'-0"



Specifications
 EPA: 12 ft (3.7m)
 Length: 17'-1/2" (5.3m)
 Width: 17'-1/2" (5.3m)
 Height: 7'-10" (2.4m)
 Weight (max): 35 lbs (15.9kg)



Capable Luminaire
 This item is an A+ capable luminaire, which has been designed and tested to provide consistent color appearance and system-level interoperability.
 • All configurations of this luminaire meet the Acuity Brands' specification for chromatic consistency.
 • This luminaire is A+ Certified when ordered with DTL* controls marked by a shaded background. DTL, DLL equipped luminaire meet the A+ specification for luminaire to photocell/interoperability.
 • This luminaire is part of an A+ Certified solution for ROAM*2 or XPoint™ Wireless control networks, providing out-of-the-box control compatibility with simple commissioning, when ordered with drivers and control options marked by a shaded background.
 To learn more about A+, visit www.acuitybrands.com/aplus.
 1. See ordering tree for details.
 2. A+ Certified Solutions for ROAM require the order of one ROAM node per luminaire. Sold Separately. Link to Roams Link to DTL, DLL

Ordering Information EXAMPLE: KAD LED 40C 1000 40K R5 MVOLT SPD04 DDBXD

KAD LED	60c	1000	40K	R3	480	SPD04	DDBXD
Series	LED	Power (Watt)	Temp (K)	Beam (deg)	Life (hr)	Optics	Mounting
2 HEAD @ 180 DEGREES							DDBXD

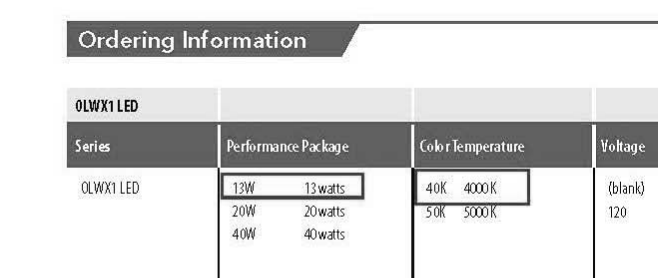
Shipping Information

Item	Part Number	Description	Quantity	Notes
LED Driver	40K R5	4000mA R5 Driver	1	Shipped separately
Optics	SPD04	SPD04 Optics	1	Shipped separately
Mounting	DDBXD	DDBXD Mounting	1	Shipped separately

LITHONIA LIGHTING
 One Lithonia Way • Conover, Georgia 30121 • Phone 800-279-8841 • www.lithonia.com
 © 2019 Lithonia Lighting, Inc. All rights reserved.



Specifications
 Width: 7'-1/2" (2.3m)
 Height: 6" (1.8m)
 Depth: 3" (0.9m)
 Weight: 5 lbs (2.3kg)



Introduction
 The OLWX1 is versatile and energy efficient. It is designed to replace up to 250W metal halide while saving over 87% in energy costs. Whether you are mounting it to a recessed junction box, conduit/through wiring, as an up light, as a down light, or as a flood light - the OLWX1 has all applications covered.

Ordering Information EXAMPLE: OLWX1 LED 20W 50K

Series	Power (Watt)	Temp (K)	Beam (deg)	Life (hr)	Optics	Mounting	Back
OLWX1 LED	20W	50K	40°	50,000	3°	FLUSH	Backless

Accessories

Item	Part Number	Description
Mounting	FLUSH	Flush Mounting
Mounting	CONDUIT	Conduit Mounting
Mounting	THRU	Through Wall Mounting

FEATURES & SPECIFICATIONS

INTENDED USE: The OLWX1 LED luminaire is ideal for use in any application where energy efficiency is a priority. It is designed to replace up to 250W metal halide luminaire. Mounting accessories are available to convert the OLWX1 LED luminaire to a variety of other mounting options.

CONSTRUCTION: Cast aluminum housing with recessed heat transfer powder paint for durability. Integral heat sink allows for heat management through conduction and convection cooling. LED luminaire is protected by a glass lens. Housing is powder coated for corrosion resistance. Mounting accessories are made of aluminum.

ELECTRICAL: Light fixture is a high efficiency Class D (Class D) LED with integrated circuit board mounted directly to the housing to minimize heat dissipation and maximize long life. 24VDC/200 hours @ 25°C. Electronic driver has a power factor of 0.95 and THD < 5%. LED luminaire is a Class II safety-rated luminaire. Floodlight mounting accessories include an additional GFI target protection device. LED luminaire is UL listed and ETL certified.

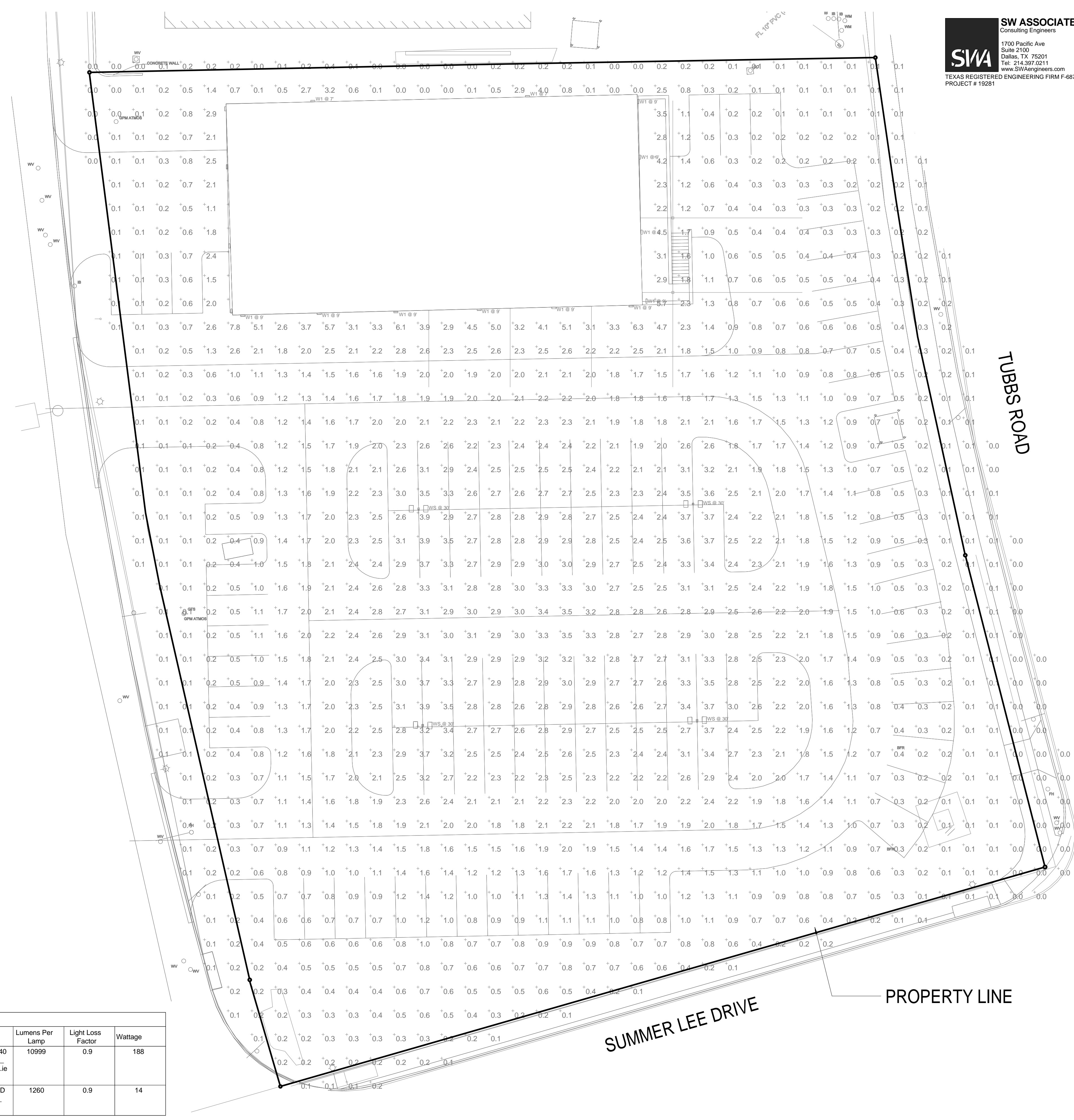
INSTALLATION: Each luminaire is recessed into a junction box with the individual recess bracket, or for surface mounting and conduit entry with the individual recess bracket. Each luminaire is recessed into a junction box with the individual recess bracket. Floodlight mounting accessories include a recessed bracket, integral gasket and pole mounting options. Each flood mount accessory comes with a top view and a side view. Luminaire may be used for ground mounted or suspended or canopy installation.

LISTINGS: UL Listed in the US and Canada. Safety standards for wet locations. Rated for 40° Centigrade ambient. Suitable for use in wet locations. See www.lithonia.com for more information. Consult with ETL certified product. Not all versions of this product may be UL listed. Please refer to the ETL Certified Product List at www.lithonia.com for details. Luminaire is ETL certified.

WARRANTY: See limited warranty. Complete warranty terms located at www.lithonia.com.

Notes: Actual performance may differ as a result of end use environment and application. All dimensions are design and typical values. reserved under statutory copyright © 2019. Specifications subject to change without notice.

LITHONIA LIGHTING
 COMMERCIAL OUTDOOR
 One Lithonia Way • Conover, Georgia 30121 • Phone 800-105-5579 (P.578) • www.lithonia.com
 © 2019 Lithonia Lighting, Inc. All rights reserved.



Schedule

Symbol	Label	Quantity	Manufacturer	Catalog Number	Description	Lamp	Number Lamps	Filename	Lumens Per Lamp	Light Loss Factor	Wattage
WS	WS	4	Lithonia Lighting	KAD LED 40C 700 40K R3 MVOLT	KAD LED, 40 LED, 700mA MVOLT DRIVER, 4000K, TYPE 3 OPTICS.		1	KAD_LED_40 C_700_40K_R3_MVOLT.ie s	10999	0.9	188
W1	W1	16	Lithonia Lighting	OLWX1 LED 13W 40K DDB	13W 4000K LED WALL PACK	LED	1	OLWX1_LED_13W_40K_DDB.ie s	1260	0.9	14

Statistics

Description	Symbol	Avg	Max	Min	Max/Min	Avg/Min
Calc Zone #7	+	1.3 fc	7.8 fc	0.0 fc	N/A	N/A

01 SITE PLAN - SOUTH - PHOTOMETRICS
 1/16" = 1'-0"

SW ASSOCIATES
 Consulting Engineers
 1700 Pacific Ave
 Suite 2100
 Dallas, TX 75201
 Tel: 214.397.0211
 www.SWAssociates.com
 TEXAS REGISTERED ENGINEERING FIRM #6872
 PROJECT # 19281

Perkins & Will

2218 Bryan St., Suite 200
 Dallas, TX 75201
 T 214.283.8700
 F 214.283.8701
 www.perkinswill.com

CONSULTANTS

CIVIL
 RAYMOND L. GOODSON JR., INC.
 12001 N CENTRAL EXPY SUITE 300 DALLAS, TX 75243

STRUCTURAL
 LA FUESS PARTNERS
 3333 LEE PKWY #300, DALLAS, TX 75219

MEP

SW ASSOCIATES CONSULTING
 1700 PACIFIC AVENUE, STE 2100
 DALLAS, TX 75201

LANDSCAPING

KENDALL LANDSCAPE ARCHITECTURE
 8150 N CENTRAL EXPY #701, DALLAS, TX 75206

OWNER
 TEXAS HEALTH RESOURCES
 9300 AMBERTON PKWY, SUITE 1000,
 DALLAS, TX 75243

CONTRACTOR
 ROGERS-O'BRIEN CONSTRUCTION
 1901 REGAL ROW, DALLAS, TX 75235



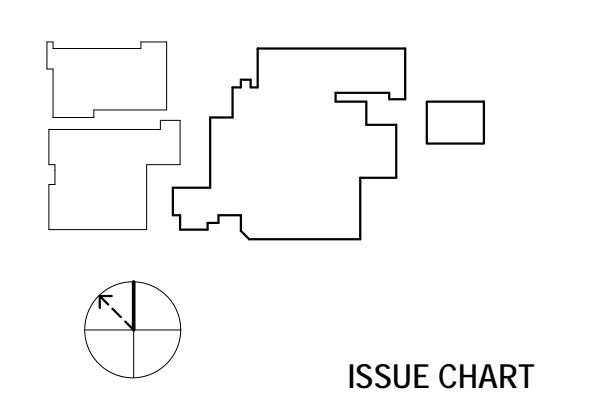
12/13/19

PROJECT

Texas Health Resources

PRESBYTERIAN HOSPITAL ROCKWALL EXPANSION & 3150 HORIZON RD. ROCKWALL, TX 75032

KEYPLAN



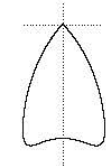
ISSUE SHEET

MARK	ISSUE	DATE
Signature		
Case Number		
Job Number	147381.000	
TITLE		

SITE PLAN - SOUTH - PHOTOMETRICS

SHEET NUMBER

E01-02P



Luminaire Type: C2
Catalog Number:



General Illumination Round Downlight

6"

Feature Set

- Bounding Ray™ optical design
- Unified optics mechanically attach the light engine to the lower reflector for complete optical alignment.
- 45° cutoff to source and source image
- Fully serviceable and upgradeable lensed LED light engine
- 70% lumen maintenance at 60,000 hours
- 2.5 SDCM, 85 CRI typical, 90+ CRI optional
- Fixtures are wet location, covered ceiling
- Available with 100% dimming, 1% dimming, or dim to dark
- Balancing distribution with feathered edges provides even illumination on horizontal and vertical surfaces
- ENERGY STAR® certified product

Distribution



Superior Performance

Beam Spread	250	500	750	1000	1500	2000	2500	3000	3500	4000	4500	5000	6000	8000	10,000	12,000	15,000	17,500
Number of Lenses	297	519	776	994	1471	2006	2537	3077	3627	4207	4833	5566	6371	8247	10637	13262	16776	17001
Wattage per Watt	3.4	6.2	8.2	9.6	14.7	19.7	24.7	29.5	33.8	39.0	47.3	48.7	57.6	74.9	97.1	116.0	160.9	175.3
Lumen per Watt	87.4	83.7	84.6	103.5	100.1	101.8	102.7	104.3	104.8	103.3	95.8	107.9	110.6	110.1	109.5	107.2	104.5	101.5

Coordinated Apertures | Multiple Layers of Light



Core
Healthcare
Special Applications

EVO-OPEN page 1 of 9 | GOTHAM ARCHITECTURAL DOWNLIGHTING | 14001 Cedar Road Canyon, CA 95012 | P 808-705-5276 (T7376) | gothamlighting.com | © 2014-2019 Acuity Brands Lighting Inc. All Rights Reserved. Rev. 12/19/19 | Specifications subject to change without notice.



6" General Illumination Round Downlight

Feature Set

Series	Color Temperature	Number of Lenses	Beam Spread	Wattage	Lumen	Wattage per Watt	Lumen per Watt
EVO	27K	297	25.0°	297W	26,000	87.4	87.4
	3000K	519	35.0°	519W	43,000	83.7	83.7
	3500K	776	45.0°	776W	65,000	84.6	84.6
	4000K	994	55.0°	994W	103,000	103.5	103.5
	5000K	1471	75.0°	1471W	150,000	101.8	101.8
	5000K	2006	90.0°	2006W	206,000	102.7	102.7
	5000K	2537	105.0°	2537W	264,000	104.3	104.3
	5000K	3077	120.0°	3077W	322,000	104.8	104.8

Finish	Voltage	Driver*	Options
LSL - Semi-opsional	120V	MVLT	EZ10 - 0-10V dimmer to 10% min.
LS - Specular	277	EZ10	added to 10V LED driver. Linear dimming to 10% min.
	247V	EZ10	added to 10V LED driver. Linear dimming to 1% min.
		EZ10	added to 10V LED driver. Logarithmic dimming to <1%.
		EZ10	added to 10V LED driver. Logarithmic dimming to <1%.
		EZ10	added to 10V LED driver. Logarithmic dimming to <1%.
		EZ10	added to 10V LED driver. Logarithmic dimming to <1%.
		EZ10	added to 10V LED driver. Logarithmic dimming to <1%.
		EZ10	added to 10V LED driver. Logarithmic dimming to <1%.

Control Interface	Options	Notes
NELT SM - alight™ dimming pack controls emergency circuit	SF - Single flow. Specify 120V or 277V.	M00 SM - alight™ Lenses Compensation
NELT2 SM - alight™ dimming pack controls emergency circuit	TW1 SM - White painted flange	B6T SM - Battery generator transfer device. Specify 120V or 277V.
NELT2E2 SM - alight™ dimming pack controls emergency circuit	TB3L SM - Black painted flange	SDCE SM - High CRI (94)
NELT2E2A SM - alight™ dimming pack controls emergency circuit	ELB - Emergency battery pack, 10k with integral test switch	CP1 SM - Chicago Plasma. Specify 120V or 277V.
E2A1 SM - Integral reflector, added LED driver. Linear dimming to 1%	ELB2 - Emergency battery pack, 10k with self-diagnostics, integral test switch	R60 SM - H60 High Ambient Options (40°C)
E2A2 SM - Integral reflector, added LED driver. Logarithmic dimming to dark	ELB3 - Emergency battery pack, 10k with self-diagnostics, integral test switch	R60C SM - RELOC SM ready luminaire connection compatible single and consistent factory installed options across all R60 luminaire brands. Refer to R60 for complete mounting details.
	ETW6P2 - Emergency battery pack, 10k Constant Power, CA 30k-20 compliant with integral test switch	
	ETW6P3 - Emergency battery pack, 10k Constant Power, CA 30k-20 compliant with integral test switch	

ACCESSORIES - order as separate catalog numbers (shipped separately)

S2A0 - Sloped ceiling adapter. Degree of slope must be specified (0, 10, 20, 30, 40, 50, 60, 70, 80, 90). Refer to 11/19/19.

ETM-8-TX - Ceiling thickness adapter for 8.000M and below (extends mounting frame to accommodate ceiling thickness up to 7", 8665"-4" to future height).

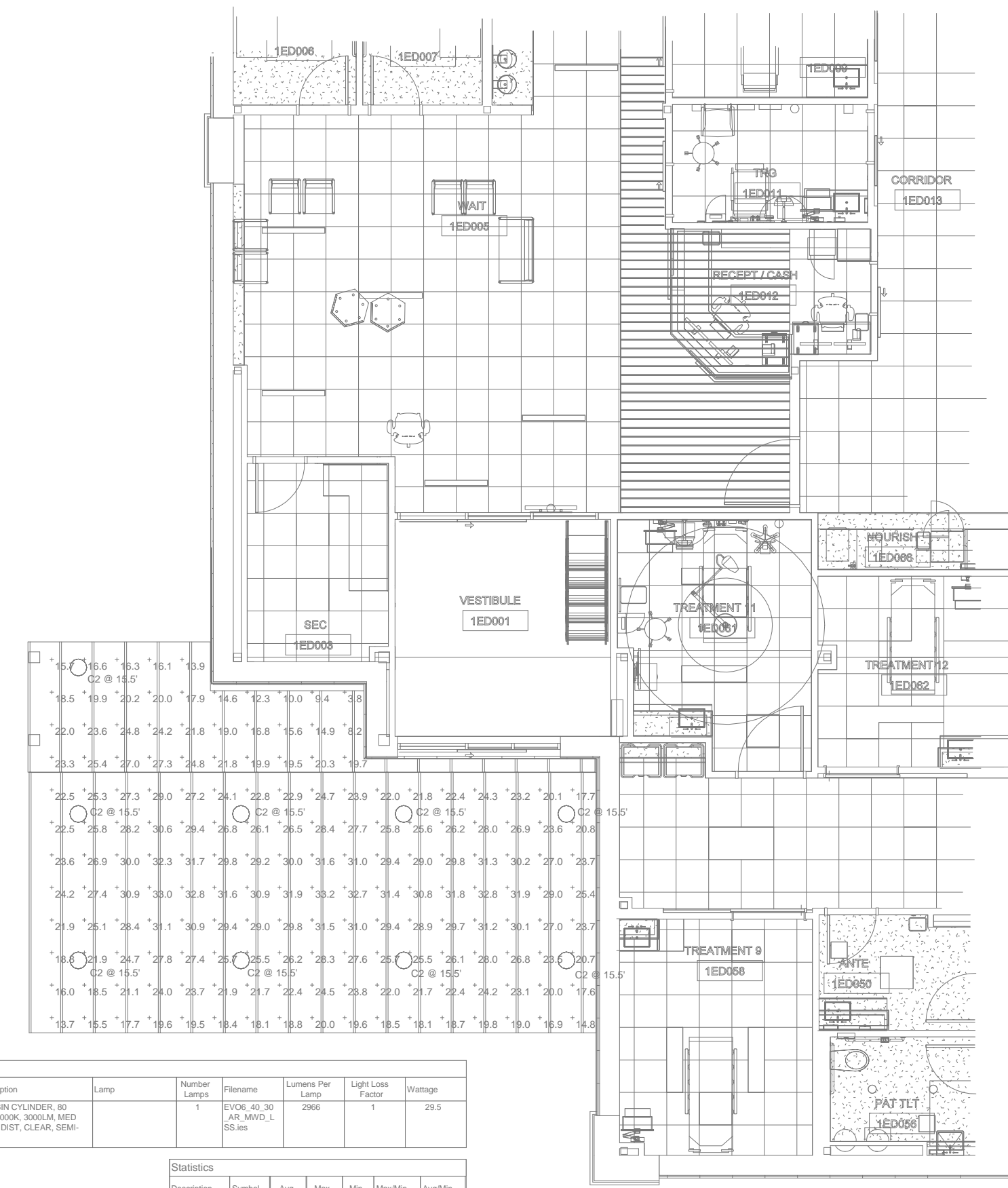
ETM-8-TX - Ceiling thickness adapter for 8.000M and below (extends mounting frame to accommodate ceiling thickness up to 7", 8665"-4" to future height).

ETM - Vandal resistant trim accessories. Refer to 11/19/19.

ETM-8 - 8.10V weather dimmer. Refer to 11/19/19.

- ORDERING NOTES
- Not available with finishes.
 - Not available with emergency battery pack options.
 - Supplied with factory installed step down transformer.
 - Refer to 11/19/19 for compatible dimensions.
 - Not available with alight™ and SF options.
 - Specify voltage.
 - For use with different reflector finish only (i.e. AR, FR, WTR, GR options). Not applicable with WR (white reflector) or FL (flangeless) option.
 - For use with different reflector finish only (i.e. AR, FR, WTR, GR options). Not applicable with BR (black reflector) or FL (flangeless) option.
 - ER for use with generator supply power. Will require an emergency hot feed and normal hot feed.
 - Fixture begins at 80% light level. Must be specified with NELT or NLT/ER. Only available with E210 and E211 drivers.
 - 12,000LM max with EL or NLT options; 10,000LM max with LUT options combined with EL.
 - Not available with LUR, H40, EXA1, or EXA2 options.
 - Only available 10,000LM - 13,000LM with e40-LED drivers.
 - Not available DALI or DMX drivers. Not available with CP or N80 options. Not recommended for metal ceiling installations.

EVO-OPEN page 2 of 9 | GOTHAM ARCHITECTURAL DOWNLIGHTING | 14001 Cedar Road Canyon, CA 95012 | P 808-705-5276 (T7376) | gothamlighting.com | © 2014-2019 Acuity Brands Lighting Inc. All Rights Reserved. Rev. 12/19/19 | Specifications subject to change without notice.



1 SITE PLAN - CANOPY - PHOTOMETRICS

1/8" = 1'-0"

Symbol	Label	Quantity	Manufacturer	Catalog Number	Description	Lamp	Number of Lenses	Beam Spread	Lumens per Lens	Light Loss Factor	Usage
○	C2	3	Acuity Brands Lighting	EVO-6030-AR-MVLT	EVO-6030-AR-MVLT LED DOWNLIGHT	None	1	25.0°	26,000	0.95	29.7

SW ASSOCIATES
Consulting Engineers
1700 Pacific Ave
Suite 2100
Dallas, TX 75201
Tel: 214.397.0211
www.swaengineers.com
TEXAS REGISTERED ENGINEERING FIRM F-6872
PROJECT # 19281

Perkins & Will

2218 Bryan St., Suite 200
Dallas, TX 75201
t 214.283.8700
f 214.283.8701
www.perkinswill.com

CONSULTANTS

CIVIL
RAYMOND L. GOODSON JR., INC.
12001 N CENTRAL EXPY SUITE 300 DALLAS, TX 75243

STRUCTURAL
LA FUESS PARTNERS
3333 LEE PKWY #300, DALLAS, TX 75219

MEP
SW ASSOCIATES CONSULTING
1700 PACIFIC AVENUE, STE 2100
DALLAS, TX 75201

LANDSCAPING
KENDALL LANDSCAPE ARCHITECTURE
8150 N CENTRAL EXPY #701, DALLAS, TX 75206

OWNER
TEXAS HEALTH RESOURCES
9300 AMBERTON PKWY, SUITE 1000,
DALLAS, TX 75243

CONTRACTOR
ROGERS O'BRIEN CONSTRUCTION
1901 REGAL ROW, DALLAS, TX 75235



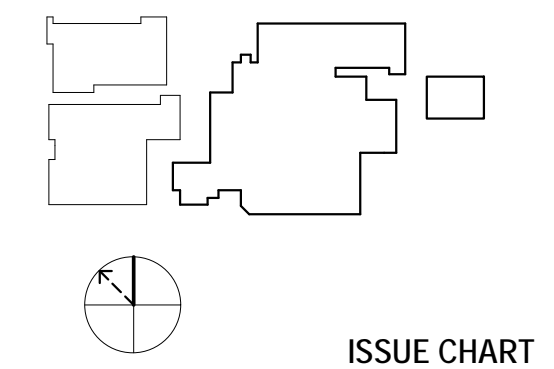
ISSUE FOR REVIEW 12/13/2019

12/13/19 PROJECT



PRESBYTERIAN HOSPITAL ROCKWALL EXPANSION & 3150 HORIZON RD. ROCKWALL, TX 75032

KEYPLAN



ISSUE CHART

MARK	ISSUE	DATE
	Signature	
	Case Number	
	Job Number	147381.000
	TITLE	

SITE PLAN - PHOTOMETRICS

SHEET NUMBER

E01-03P

© 2019 Perkins and Will