

SECTION A-A

**SEDIMENT CONTROL FENCE USAGE GUIDELINES**

A sediment control fence may be constructed near the downstream perimeter of a disturbed area along a contour to intercept sediment from overland runoff. A 2 year storm frequency may be used to calculate the flow rate to be filtered.

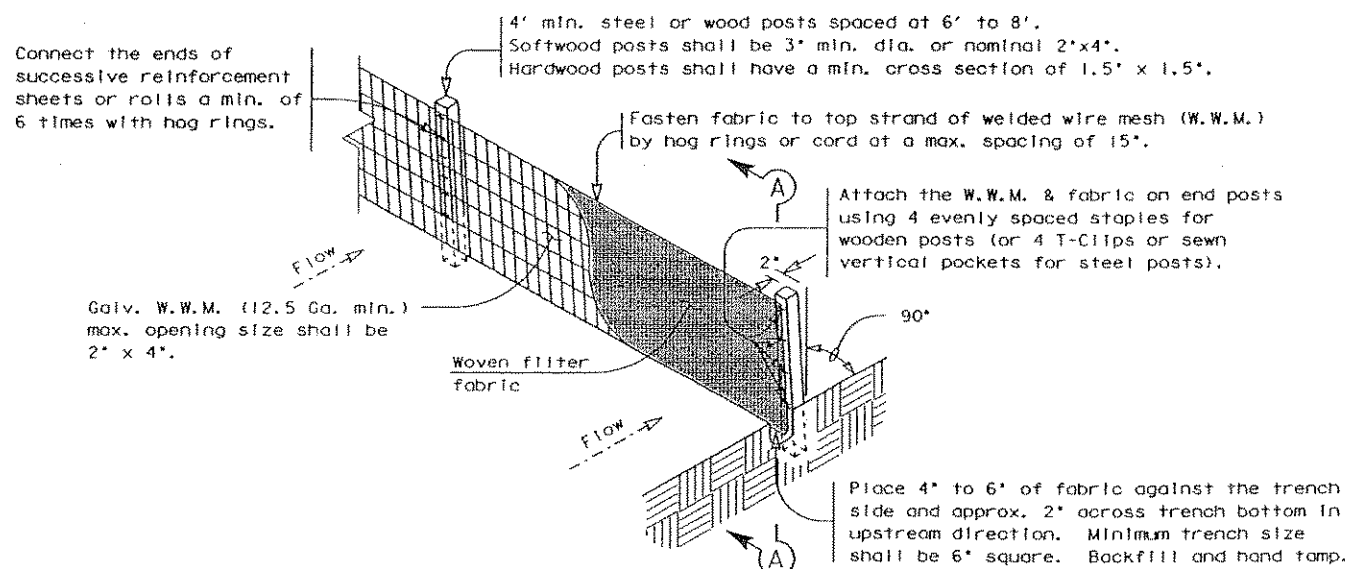
Sediment control fence should be sized to filter a max. flow through rate of 100 GPM/FT<sup>2</sup>. Sediment control fence is not recommended to control erosion from a drainage area larger than 2 acres.

**PLAN SHEET LEGEND**

Sediment Control Fence — SCF —

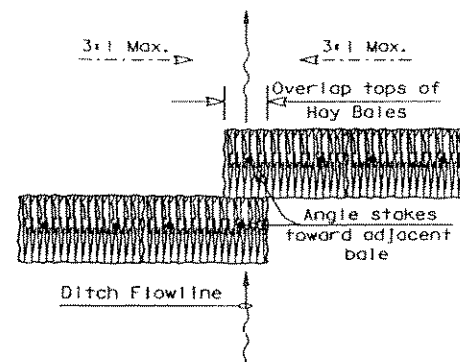
**GENERAL NOTES**

1. The guidelines shown hereon are suggestions only and may be modified by the Engineer.

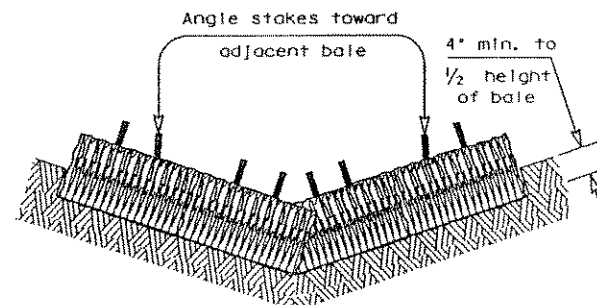


TEMPORARY SEDIMENT CONTROL FENCE

SCF



PLAN VIEW



PROFILE VIEW

**PLANS SHEET LEGEND**

Baled Hay — BH —

**BALED HAY USAGE GUIDELINES**

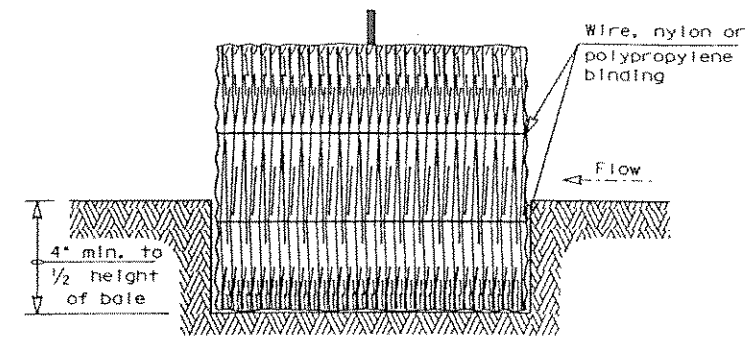
A Baled Hay Installation may be constructed near the downstream perimeter of a disturbed area along a contour to intercept sediment from overland runoff. A two year storm frequency may be used to calculate the flow rate to be filtered. The installation should be sized to filter a maximum flow thru rate of 5 GPM/FT<sup>2</sup> of cross sectional area. Baled hay may be used at the following locations:

1. Where the runoff approaching the baled hay flows over disturbed soil for less than 100'. If the slope of the disturbed soil exceeds 10%, the length of slope upstream the baled hay should be less than 50'.
2. Where the installation will be required for less than 3 months.
3. Where the contributing drainage area is less than 1/2 acre.

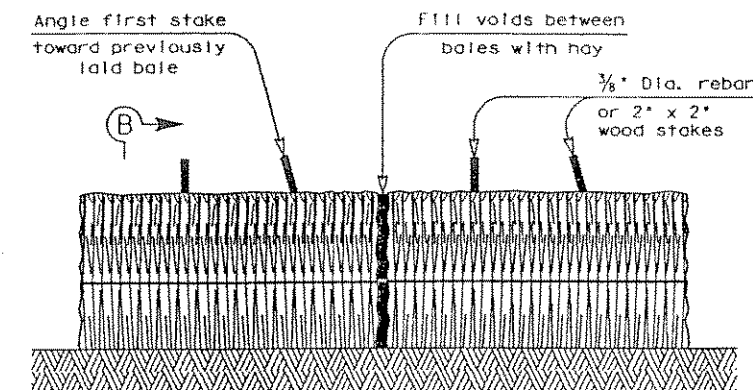
For Baled Hay Installations in small ditches, the additional following considerations apply:

1. The ditch sideslopes should be graded as flat as possible to maximize the drainage flowrate thru the hay.
2. The ditch should be graded large enough to contain the overtopping drainage when sediment has filled to the top of the baled hay.

Bales should be replaced usually every 2 months or more often during wet weather when loss of structural integrity is accelerated.



SECTION B-B



BALED HAY FOR EROSION CONTROL

BH

**GENERAL NOTES**

1. Hay bales shall be a minimum of 30' in length and weigh a minimum of 50 lbs.
2. Hay bales shall be bound by either wire or nylon or polypropylene string. The bales shall be composed entirely of vegetable matter.
3. Hay bales shall be embedded in the soil a minimum of 4' and where possible 1/2 the height of the bale.
4. Hay bales shall be placed in a row with ends tightly abutting the adjacent bales. The bales shall be placed with bindings parallel to the ground.
5. Hay bales shall be securely anchored in place with 3/8' Dia. rebar or 2' x 2' wood stakes, driven through the bales. The first stake shall be angled towards the previously laid bale to force the bales together.
6. The guidelines shown hereon are suggestions only and may be modified by the Engineer.



TEXAS DEPARTMENT OF TRANSPORTATION  
**TEMPORARY EROSION,  
 SEDIMENT AND WATER  
 POLLUTION CONTROL MEASURES  
 FENCE & BALED HAY**

EC(1)-93

MODIFICATIONS	FED. RD. DIV. NO.	STATE	FEDERAL AID PROJECT NO.	SHEET NO.
	6	TEXAS	STP % (830)MM	68
	STATE DIST. NO.	COUNTY	CONTRACT NO.	HIGHWAY NO.
	18	ROCKWALL	1041 03 041	FM 740