

MATCH LINE STA 114+00

RIGHT LANE
CLOSED
500 FT
CW20-5CR

CONST. PAV. MARKINGS
4" Y SOLID (REM)

DRUMS @ 20' C-C

CONST. PAV. MARKINGS
4" DOUBLE Y SOLID (REM)

CONST. PAV. MARKINGS
4" W SOLID (REM)

CONST. PAV. MARKINGS
8" W SOLID (REM)

TY III (C) BARRICADES
W/ TY "A" WARNING LIGHTS

CONST. PAV. MARKINGS
4" W BROKEN (REM)

CONST. PAV. MARKINGS
4" Y BROKEN (REM)


CONST. PAV. MARKINGS
24" W SOLID (REM)

CONST. PAV. MARKINGS
4" W SOLID (REM)

LOW PROFILE CTB

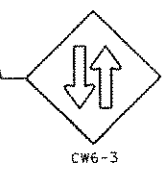
LOW PROFILE CTB

DRUMS @ 20' C-C



RIGHT LANE
MUST
TURN RIGHT
R3-7R

LOW PROFILE CTB



DO
NOT
PASS
R4-1

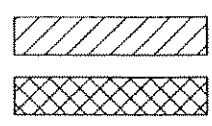
CONST. PAV. MARKINGS
4" W SOLID (REM)

CONST. PAV. MARKINGS
4" DOUBLE Y SOLID (REM)

CONST. PAV. MARKINGS
4" DOUBLE Y SOLID (REM)

CONST. PAV. MARKINGS
4" W SOLID (REM)

LEGEND



--CONCRETE PAVEMENT CONSTRUCTION
--ASPHALTIC CONCRETE CONSTRUCTION



O. K. Weitzig
5-29-96

REFER TO SHEET 43B FOR
SECTION B-B

TRAFFIC CONTROL PLAN
PHASE II A

SHEET 4 OF 15

FED. RD. DIV. NO.	FEDERAL AID PROJECT NO.	SHEET NO.
6	STP 96 (830)MM	35
STATE	STATE DIST. NO.	COUNTY
TEXAS	DALLAS	ROCKWALL
CONT.	SECT.	JOB HIGHWAY NO.
1014	03	041 FM 740