

Aug 03, 2007 11:38am
 User: Cheryl Ann Armijo
 C:\Robert\pcc-DRIVE\ROCKISD\FONTANNA\SET\FONTANNA-ENG-6-CITYcomments.dwg

S 89°42'51" E-1003.60'

PROPOSED ELEMENTARY SCHOOL
 LOT 1 - 9.78 ACRE SITE
 F.F. ELEV. = 603.00
 BUILDING HEIGHT = 33'-0"

39.259 ACRES
 FAIRCHILD KLIF,
 VOL. 100, PG. 7
 D.R.R.C.T.

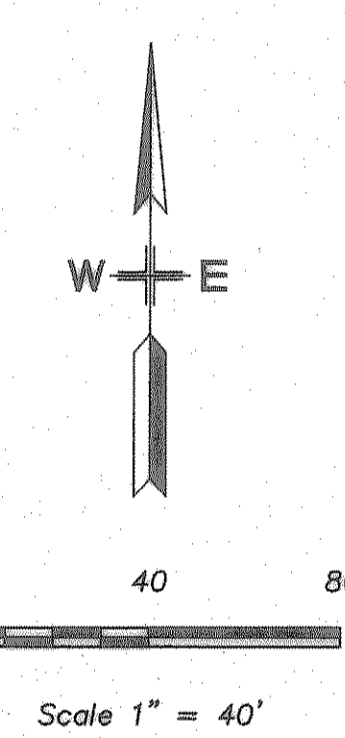
WATER NOTES:

1. WATER DISTRIBUTION SYSTEM MATERIAL AND CONSTRUCTION SHALL CONFORM TO THE CITY OF ROCKWALL STANDARDS.
2. CONCRETE BLOCKING SHALL BE INSTALLED AT ALL BENDS, VALVES, AND FIRE HYDRANTS.
3. ALL MAINS SHALL BE BURIED A MINIMUM DEPTH OF 42" BELOW TOP OF ADJACENT CURB OR AS DIRECTED BY THE ENGINEER.
4. WATER PIPE SHALL BE PVC CLASS 200, PVC C-900 FOR SIZES UNDER 16" DIA. WATER PIPE SHALL BE PVC CLASS 230 PVC C-905 FOR SIZES 16" AND OVER IN DIA.
5. CONTRACTOR SHALL NOTIFY ALL UTILITY COMPANIES PRIOR TO COMMENCING CONSTRUCTION. DAMAGE TO EXISTING UTILITIES SHALL BE REPAIRED AT CONTRACTOR'S EXPENSE.
6. ALL FIRE HYDRANTS SHALL CONFORM TO THE REQUIREMENTS OF THE CITY OF ROCKWALL. CONTRACTOR SHALL NOTIFY ROCKWALL FIRE DEPARTMENT PRIOR TO PLACING OF PIPE TO ARRANGE FOR REQUIRED INSPECTIONS.
7. CONTRACTOR TO VERIFY LOCATION OF ALL EXISTING WATER VALVES PRIOR CONNECTION TO EXISTING WATER SYSTEM.
8. INSTALL 3M BLUE EMS DISKS AT ALL TEES, BENDS, VALVES, SERVICES AND ALL CHANGES OF DIRECTION ON WATER LINES. REFERENCE VALVE INSTALLATION DETAIL.
9. 5' CLEARANCE SHALL BE MAINTAINED AROUND ALL FIRE HYDRANTS.

BENCH MARK:

BENCHMARK:
 SQUARE CUT ON TOP OF HEADWALL AT THE MOST NORTHERLY CORNER OF BRIDGE, NORTHEASTERLY SIDE OF FM 205. 1680' +/- NORTHWEST OF CL OF WIMS ROAD.
 ELEVATION = 529.11

BENCHMARK:
 CITY OF ROCKWALL, TEXAS CONTROL MONUMENT #929. TOP OF HEADWALL IN NORTHWEST CORNER OF BRIDGE OVER SQUABBLE CREEK. SOUTHWESTERLY SIDE OF FM 205.
 ELEVATION = 524.55




NOTE:
 USE THE CITY OF ROCKWALL STANDARDS OF DESIGN AND NOTOOO DETAILS FOR YOUR STANDARD DESIGN DETAILS.

RECORD DRAWING
 This is to certify that changes and corrections have been made to conform to the contractor's record of this project.
 Signed: *[Signature]* Date: 8.2.07
 Glenn Engineering Corporation

WATER PLAN
 SCALE: 1" = 40'

GLENN ENGINEERING
 PHONE 972-707-5581 FAX 972-707-2078
 105 DECKER COURT - SUITE 910 IRVING, TEXAS 75062



Consultants:

CIVIL:
 GLENN ENGINEERING CORP


STRUCTURAL:
 SHW GROUP, LLP

MEP:
 ESTES MCLURE AND ASSOCIATES.

FOOD SERVICE:
 H. G. RICE Inc.

LANDSCAPING:
 GRUBBS RAMSEY

FINAL PLANS FOR BIDDING AND CONSTRUCTION



Rockwall Independent School District

ROCKWALL ELEMENTARY SCHOOL #12
 ROCKWALL, TEXAS

Project Number: 1441.05.020
 Drawing Date: 7/18/2006
 Drawn: R.HOWMAN
 Checked: RAH
 Scale: AS SHOWN
 ACAD File: FONTANNA-ENG-6_CITYcomments.d
 © 2006 SHW Group, LLP

Revisions:

1	06/01/2006	CITY COMMENTS
2	08/15/2006	CITY COMMENTS
3	10/23/2006	WATER REVISIONS

Sheet Title:
WATER PLAN

CU 1.01