


NEBBIE WILLIAMS ELEMENTARY SCHOOL

ROCKWALL I.S.D. ROCKWALL, TEXAS

DATE 2/6/95
 DRAWN BY
 CHECKED
 COMM NO 0495417
 REVISED 8/17/95

NEBBIE WILLIAMS ELEMENTARY SCHOOL
ROCKWALL INDEPENDENT SCHOOL DISTRICT
ROCKWALL, TEXAS

FINAL PLANS FOR BIDDING AND CONSTRUCTION



SHW Group Inc
 ARCHITECTS
 ENGINEERS

SHEET NUMBER **G**
 OF **1**
1.1
 SET NUMBER

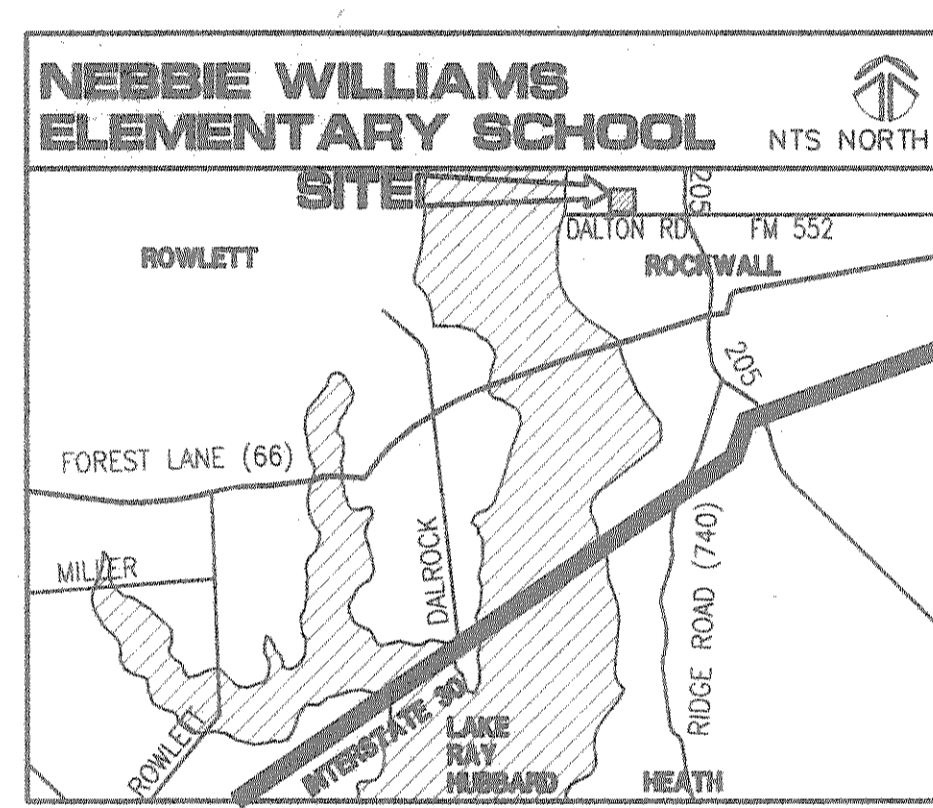
ABBREVIATIONS

A	AMP	AT	AMPERES	GA	GAS	PT	PRESSURE TREATED
B	BLDG	BLK	BLOCK	BLK	BLOCKING	BLK	BLOCKING
C	CAB	CAB	CABINET	CAB	CABINET	CAB	CABINET
D	DBL	DBL	DOUBLE	DBL	DOUBLE	DBL	DOUBLE
E	ELEC	ELEC	ELECTRICAL	ELEC	ELECTRICAL	ELEC	ELECTRICAL
F	FA	FA	FAHRENHEIT	FA	FAHRENHEIT	FA	FAHRENHEIT
G	GA	GA	GALVANE	GA	GALVANE	GA	GALVANE
H	H-CONC	H-CONC	HARDENED CONCRETE	H-CONC	HARDENED CONCRETE	H-CONC	HARDENED CONCRETE
I	INT	INT	INTERIOR	INT	INTERIOR	INT	INTERIOR
J	JAN	JAN	JANITOR	JAN	JANITOR	JAN	JANITOR
K	KITCH	KITCH	KITCHEN	KITCH	KITCHEN	KITCH	KITCHEN
L	LAM	LAM	LAMINATE	LAM	LAMINATE	LAM	LAMINATE
M	MAS	MAS	MASONRY	MAS	MASONRY	MAS	MASONRY
N	NA	NA	NOT APPLICABLE	NA	NOT APPLICABLE	NA	NOT APPLICABLE
O	OC	OC	ON CENTER	OC	ON CENTER	OC	ON CENTER
P	PA	PA	PUBLIC ADDRESS	PA	PUBLIC ADDRESS	PA	PUBLIC ADDRESS
Q	QA	QA	QUALITY ASSURANCE	QA	QUALITY ASSURANCE	QA	QUALITY ASSURANCE
R	RAD	RAD	RADIUS	RAD	RADIUS	RAD	RADIUS
S	SMC	SMC	SOUND ABSORBING CONCRETE BLOCK	SMC	SOUND ABSORBING CONCRETE BLOCK	SMC	SOUND ABSORBING CONCRETE BLOCK
T	TEL	TEL	TELEPHONE	TEL	TELEPHONE	TEL	TELEPHONE
U	UBC	UBC	UNIFORM BUILDING CODE	UBC	UNIFORM BUILDING CODE	UBC	UNIFORM BUILDING CODE
V	V	V	VOLTS	V	VOLTS	V	VOLTS
W	W	W	WATTS	W	WATTS	W	WATTS

LOCATION MAP



VICINITY MAP



INDEX OF DRAWINGS

GENERAL	G1.1 COVER SHEET	G1.2 OVERALL FIRST FLOOR PLAN / CODE REVIEW	G1.3 WALL TO DECK & TYPICAL DETAILS
CIVIL	C2.1 TOPOGRAPHIC SURVEY	C2.2 ARCHITECTURAL OVERALL HORIZONTAL CONTROL PLAN	C2.3 ARCHITECTURAL HORIZONTAL CONTROL PLAN
LANDSCAPE	L2.1 LANDSCAPE PLAN	L2.2 LANDSCAPE DETAILS	L2.3 IRRIGATION PLAN
STRUCTURAL	S3.0 GENERAL NOTES AND TYPICAL DETAILS	S3.1 FOUNDATION PLAN - AREA 'A'	S3.2 FOUNDATION PLAN - AREA 'B'
MECHANICAL	M8.0 MECHANICAL/PLUMBING SITE PLAN	M8.1 MECHANICAL FLOOR PLAN - AREA 'A'	M8.2 MECHANICAL FLOOR PLAN - AREA 'B'
ELECTRICAL	E9.0 ELECTRICAL SITE PLAN	E9.1 ELECTRICAL FLOOR PLAN - AREA 'A'	E9.2 ELECTRICAL FLOOR PLAN - AREA 'B'

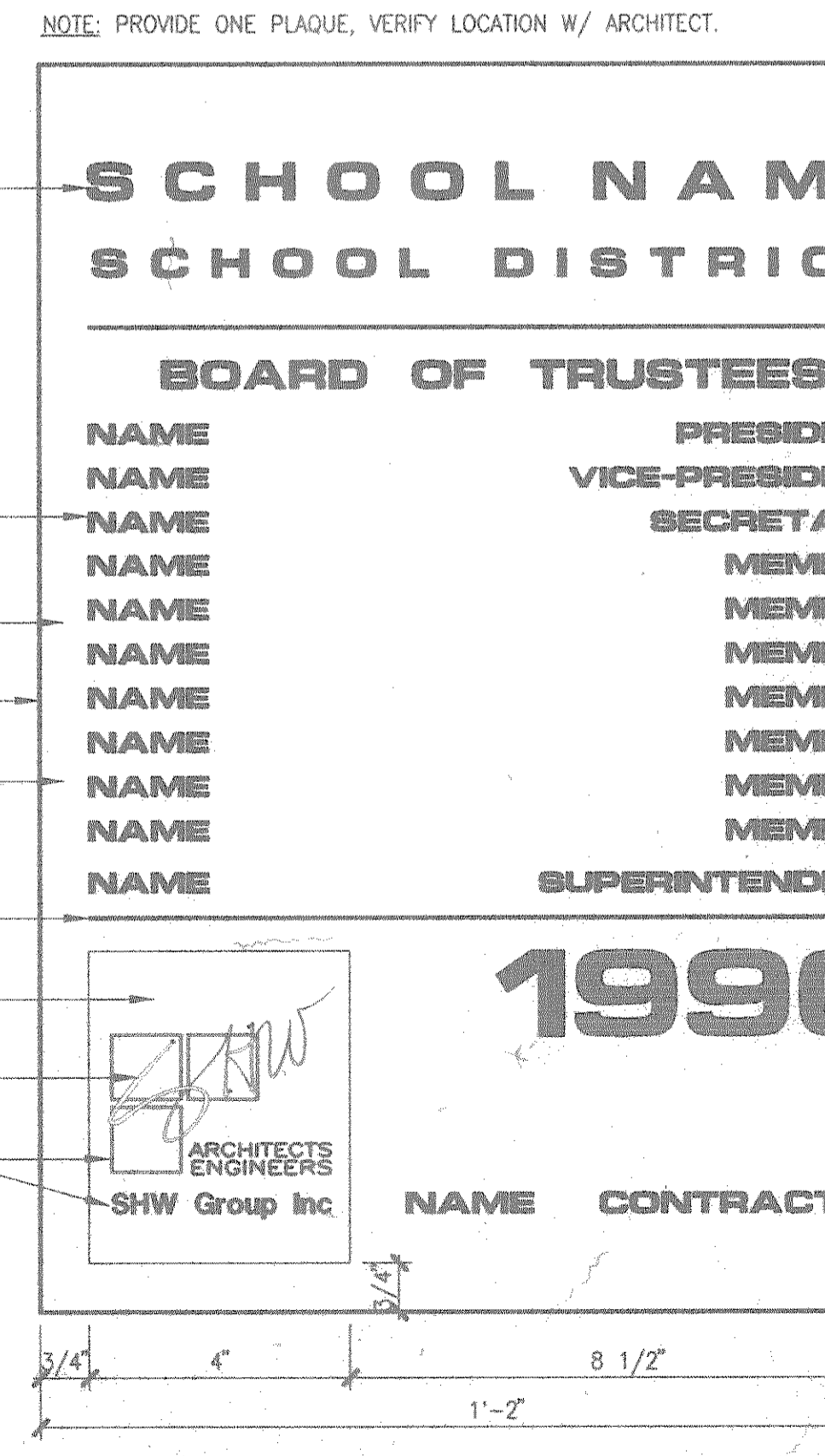
PLAN SYMBOLS

+ [445]	NEW OR REQUIRED POINT ELEVATION
+ 233.4	EXISTING POINT ELEVATION
SSA	EXISTING CONTOURS
22.5	NEW CONTOURS
NAME	ROOM NAME AND NUMBER
(A101)	COLUMN REFERENCE GRID (LETTER, NUMBER)
(A101A)	DOOR NUMBER
WALL TYPE	WALL TYPE
SECTION	SECTION
ELEVATION	ELEVATION
DETAIL	DETAIL
WINDOW TYPE	WINDOW TYPE
FRAME TYPE	FRAME TYPE
LEVEL LINE	LEVEL LINE
COLOR MARK (LETTER) REVISION # (NUMBER)	COLOR MARK (LETTER) REVISION # (NUMBER)
DEMOLITION NOTE	DEMOLITION NOTE
DIM TO FACE OF STUD OR MASONRY	DIM TO FACE OF FINISH MATERIAL

MATERIAL LEGEND

[Symbol]	EARTH (UNDISTURBED)
[Symbol]	EARTH (COMPACTED)
[Symbol]	POROUS FILL (STONE OR GRAVEL, ETC.)
[Symbol]	ROCK
[Symbol]	STRUCTURAL CONCRETE
[Symbol]	BRICK (COMMON OR FACE)
[Symbol]	CONCRETE MASONRY UNITS (CMU)
[Symbol]	GLAZED STRUCTURAL FACING TILE (GSFT)
[Symbol]	CUT STONE
[Symbol]	METAL (LARGE SCALE)
[Symbol]	METAL (SMALL SCALE)
[Symbol]	RESILIENT FLOORING
[Symbol]	ACOUSTICAL CEILING TILE
[Symbol]	TERRAZZO
[Symbol]	PLASTER, SAND, CEMENT, GROUT
[Symbol]	GYPSUM DRYWALL
[Symbol]	CERAMIC TILE
[Symbol]	GLASS
[Symbol]	RIGID INSULATION
[Symbol]	BATT INSULATION
[Symbol]	ROUGH WOOD (CONTINUOUS)
[Symbol]	ROUGH WOOD (NON-CONTINUOUS)
[Symbol]	FINISH WOOD
[Symbol]	PLYWOOD

PLAQUE DETAIL



PLOT DATE/TIME