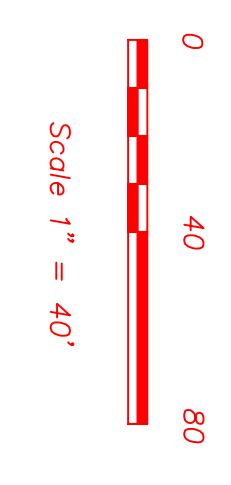
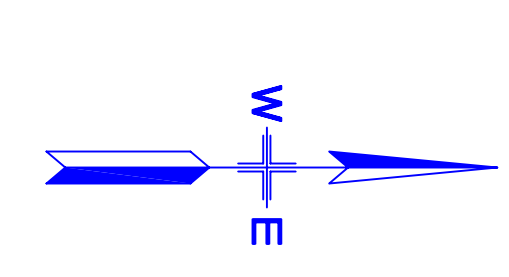


Δ=1'33.11"  
CB=N80°24'28"E  
CD=20.33'

NORTH LAKESHORE DR.



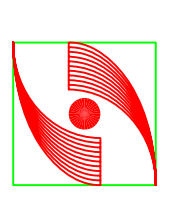
**GENERAL STORM SEWER NOTES:**

1. ALL CONSTRUCTION TO BE IN ACCORDANCE WITH THESE PLANS AND CITY OF ROCKWALL STANDARDS AND SPECIFICATIONS.
2. PRIOR TO STARTING CONSTRUCTION, THE CONTRACTOR SHALL MAKE CERTAIN THAT ALL REQUIRED PERMITS AND APPROVALS HAVE BEEN OBTAINED. NO CONSTRUCTION OR FABRICATION SHALL BEGIN UNTIL ALL REQUIRED PERMITS AND APPROVALS HAVE BEEN OBTAINED FROM ALL APPLICABLE AGENCIES AND OTHER DOCUMENTS APPROVED BY ALL OF THE PERMITTING AUTHORITIES.
3. ALL WORK SHALL BE PERFORMED IN ACCORDANCE WITH THESE PLANS AND SPECIFICATIONS AND THE REQUIREMENTS AND STANDARDS OF THE LOCAL GOVERNING AUTHORITY.
4. IN THE EVENT AN ITEM IS NOT COVERED IN THE CITY OF ROCKWALL SPECIFICATIONS, THE ENGINEER'S DECISION SHALL APPLY.
5. BARRICADE, TRAFFIC CONTROL, AND PROTECT SIGNS SHALL CONFORM TO STATE DEPARTMENT OF HIGHWAYS AND PUBLIC TRANSPORTATION BARRICADE AND CONSTRUCTION STANDARDS.
6. THE GENERAL CONTRACTOR AND ALL SUB-CONTRACTORS SHALL VERIFY THE SUITABILITY OF ALL EXISTING AND PROPOSED SITE CONDITIONS INCLUDING GRADES AND DIMENSIONS BEFORE COMMENCEMENT OF ANY CONSTRUCTION. THE CONTRACTOR SHALL IMMEDIATELY NOTIFY THE ENGINEER OF ANY ADJUSTMENTS OF FINISH GRADE TO ACCOMPLISH SPOT DRAINAGE ARE ACCEPTABLE. IF NECESSARY, UPON PRIOR APPROVAL OF THE ENGINEER, PAVING INSTALLED SHALL FLUSH OUT AT ANY SPOTS/BIFFS WITH EXISTING PAVING.
7. THE LOCATIONS OF UNDERGROUND UTILITIES SHOWN ON THIS PLAN ARE BASED ON FIELD SURVEYS AND LOCAL UTILITY COMPANY RECORDS. IF VARIOUS UTILITY COMPANIES TO LOCATE THEIR UTILITIES PRIOR TO STARTING CONSTRUCTION.
8. CONTRACTOR SHALL VERIFY ALL EXISTING INVERTS, RIM ELEVATIONS AND SIZES PRIOR TO CONSTRUCTION.
9. ALL ROOF DRAIN LINES SHALL BE SOH 40. PVC HANCOX ADS HOOP PIPE OR APPROVED EQUAL.
10. ALL RCP SHALL BE CLASS III.

BENCH MARK:  
BRASS CAP MONUMENT NO. 10 SET IN CONCRETE IN THE CENTER OF GRASS MEDIAN IN MASTERS DRIVE BETWEEN NORTH LAKESHORE DR. AND SHORES BLVD.  
ELEV. = 925.82

**STORM SEWER PLAN**

SCALE: 1" = 40'



**GLENN ENGINEERING**

PHONE 972-77-4581  
100 DECKER COURT - SUITE 200  
FAX 972-78-4839  
P.O. BOX 12048 ROCKWALL, TX 75087

FINAL PLANS FOR BIDDING AND CONSTRUCTION

**STW Group Inc.**  
REGISTERED PROFESSIONAL ENGINEER

SHEET NUMBER **C** OF **2.10A** SET NUMBER

**ROCKWALL ELEMENTARY #9**  
**ROCKWALL INDEPENDENT SCHOOL DISTRICT**  
**ROCKWALL, TEXAS**

DATE  
JAN. 21, 2003  
DRAWN BY  
R.HOWMAN  
CHECKED  
RAH  
COMM NO  
1441-01-017  
REVISED

