

Description: Refer to the attached detail for the sidewalk detail to be constructed at the paver sidewalk.

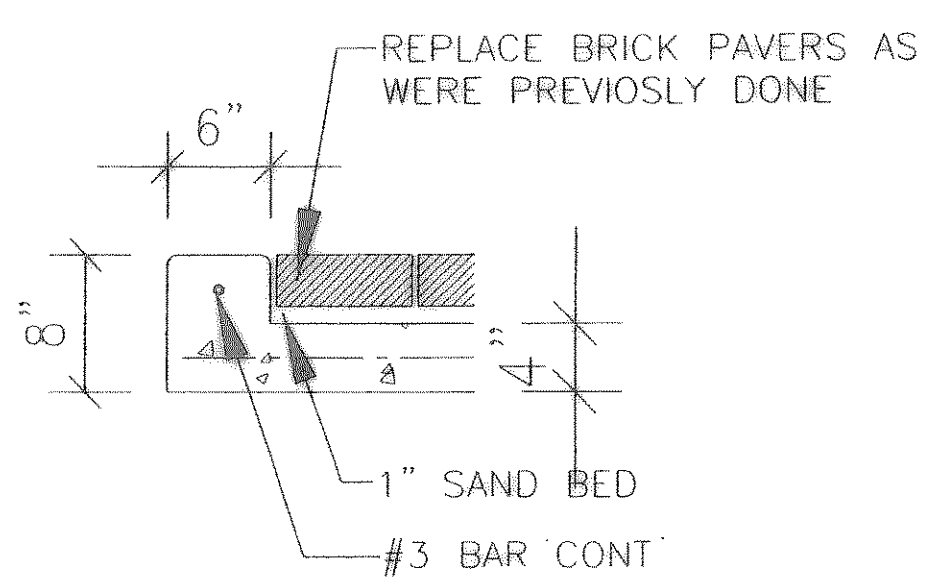
Attachments: Sidewalk detail.

Issued by:

Brent Yost

Brent Yost
SHW Group LLP

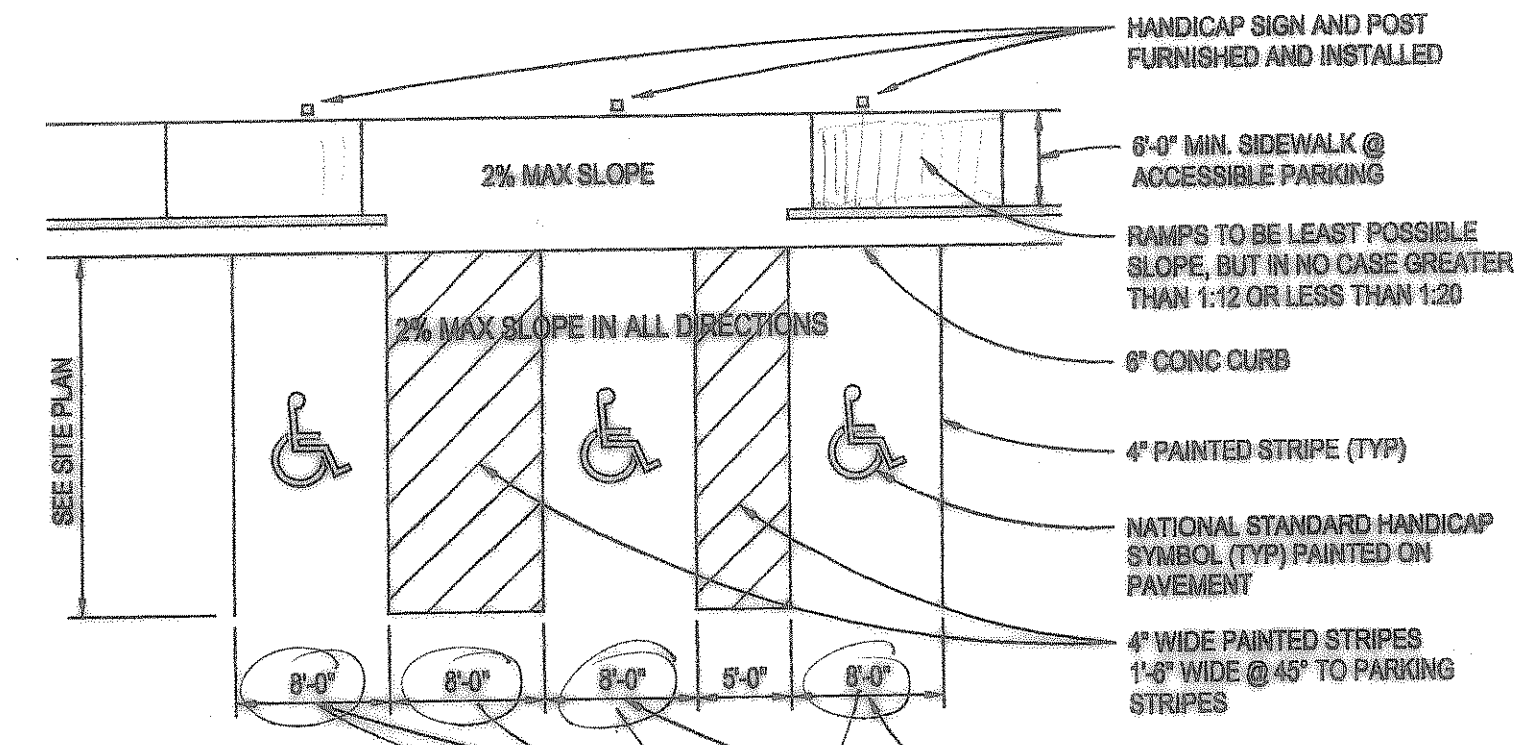
X:\Dept41\Projects\Rockwall ISD\144104016 Rockwell ES Adds Rends\H_Cost
Proposals\ASI\AS16.doc



A1 PAVER DETAIL
NTS

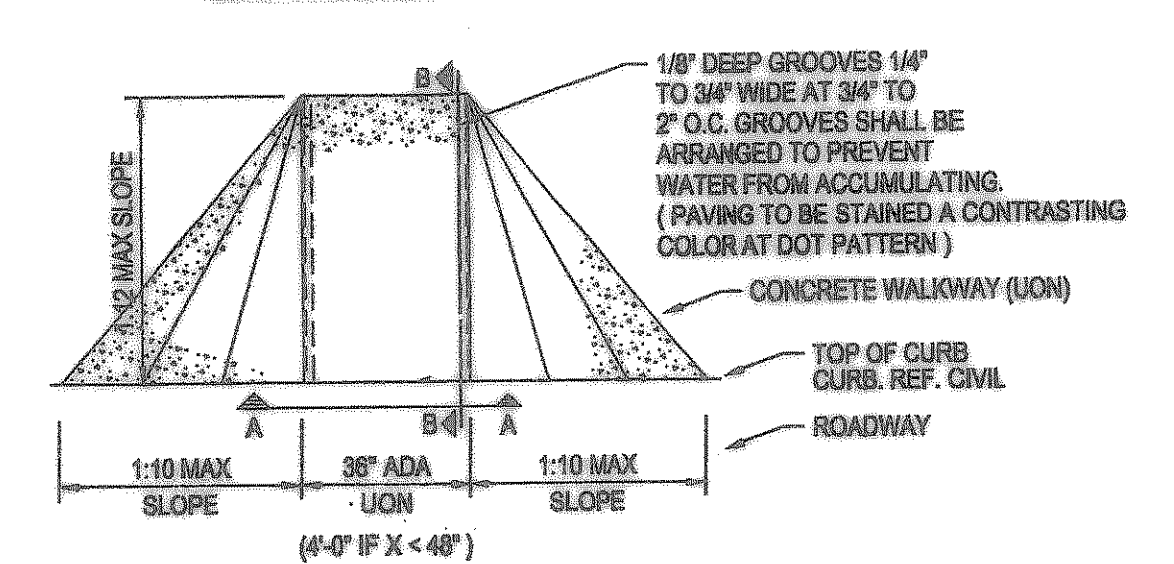
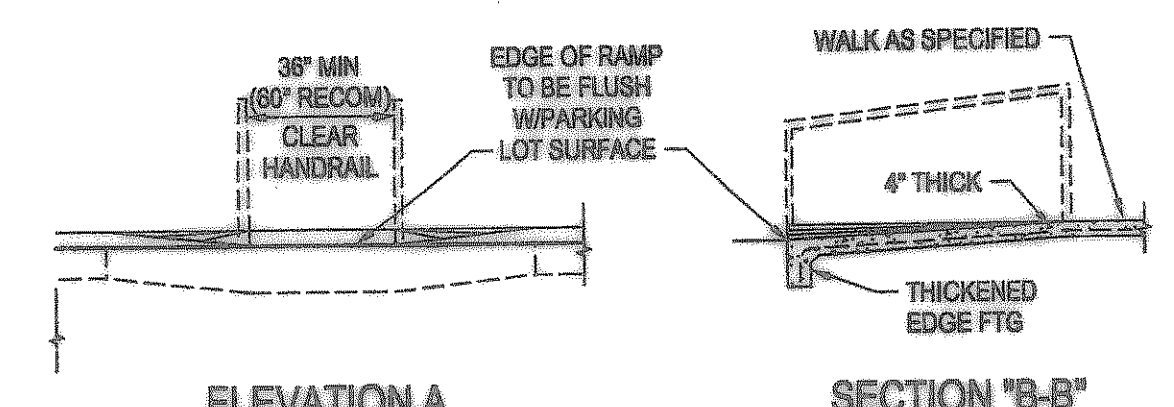


<i>SHW</i>	DRAWN BY: BY	CHECKED BY: AD	ASI
	DATE: FEBRUARY 8, 2005	SCALE: NTS	6
DESCRIPTION: SIDEWALK PAVER DETAIL			SHEET
AMANDA ROCHELL ADDITION 1441.04.016			A1/AS 5.01

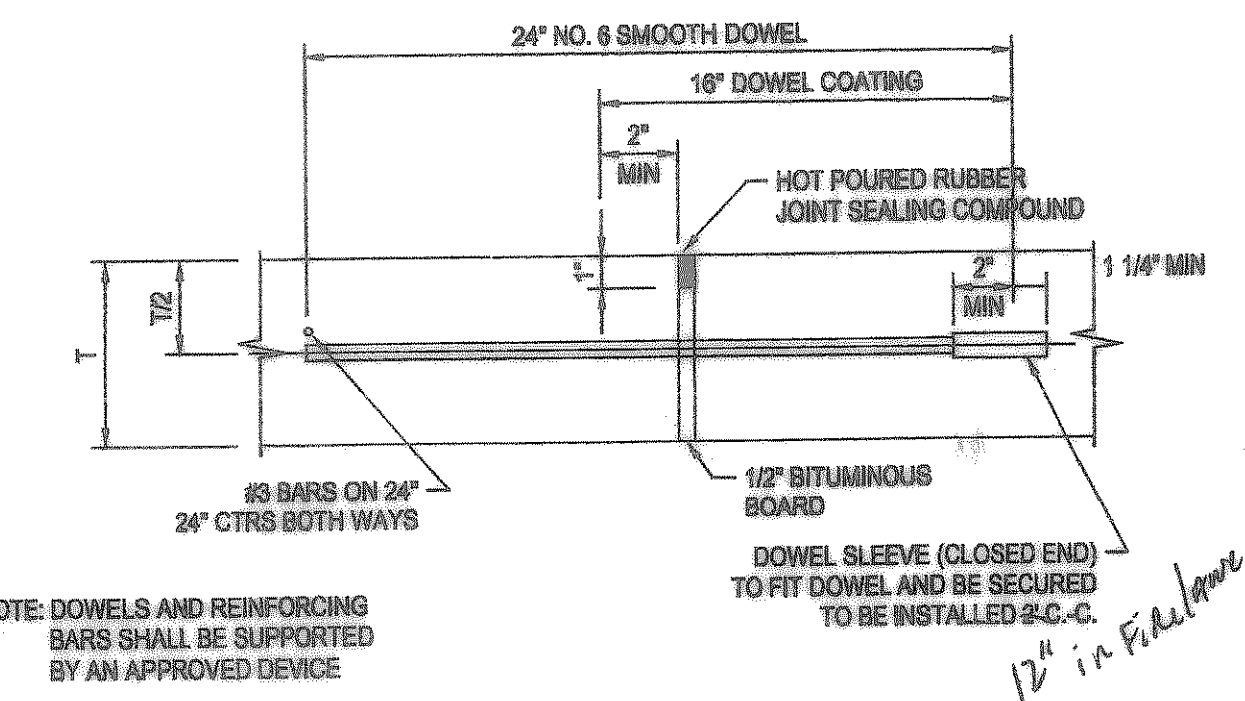


NOTE: PARKING STALL DIMENSIONS TO BE IN ACCORDANCE WITH A.D.A. OR APPROPRIATE GOVERNING AUTHORITY'S STANDARDS, WHICHEVER IS MORE RESTRICTIVE. MAX SLOPE 2%.

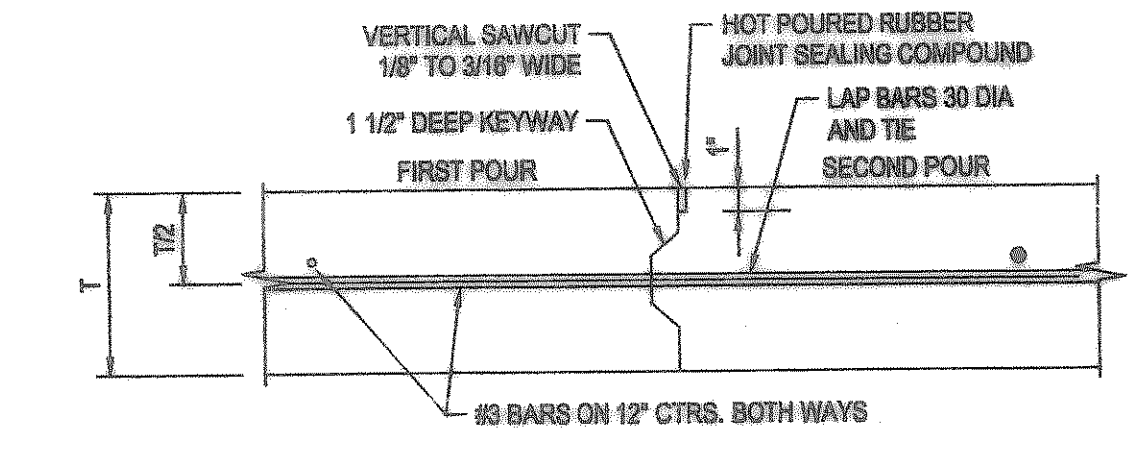
ACCESSIBLE PARKING STALL DETAILS



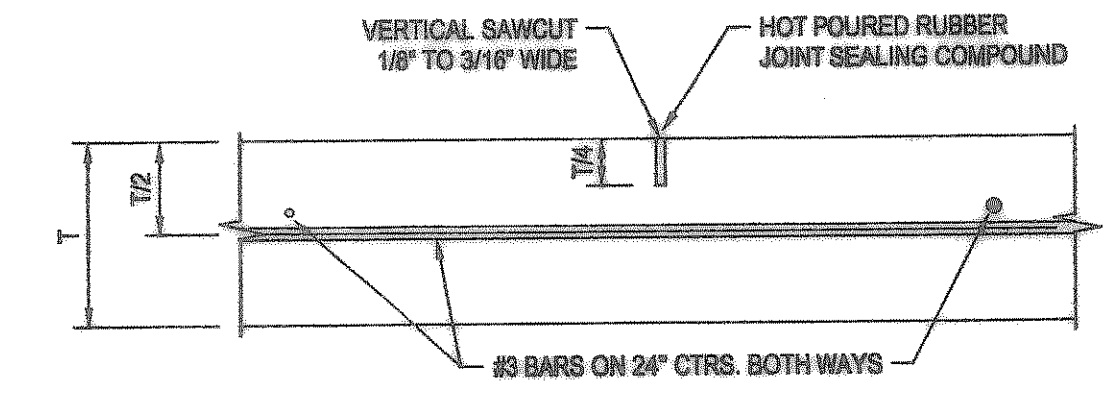
CONCRETE RAMP-INTERNAL
SCALE: 1/4"=1'-0"



EXPANSION JOINT DETAIL
NTS MAXIMUM SPACING = 60 FEET

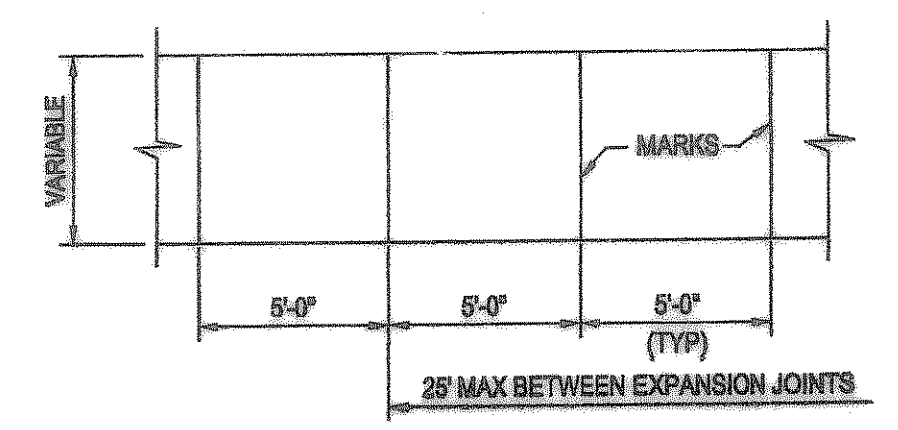


CONSTRUCTION JOINT DETAIL (L)
NTS



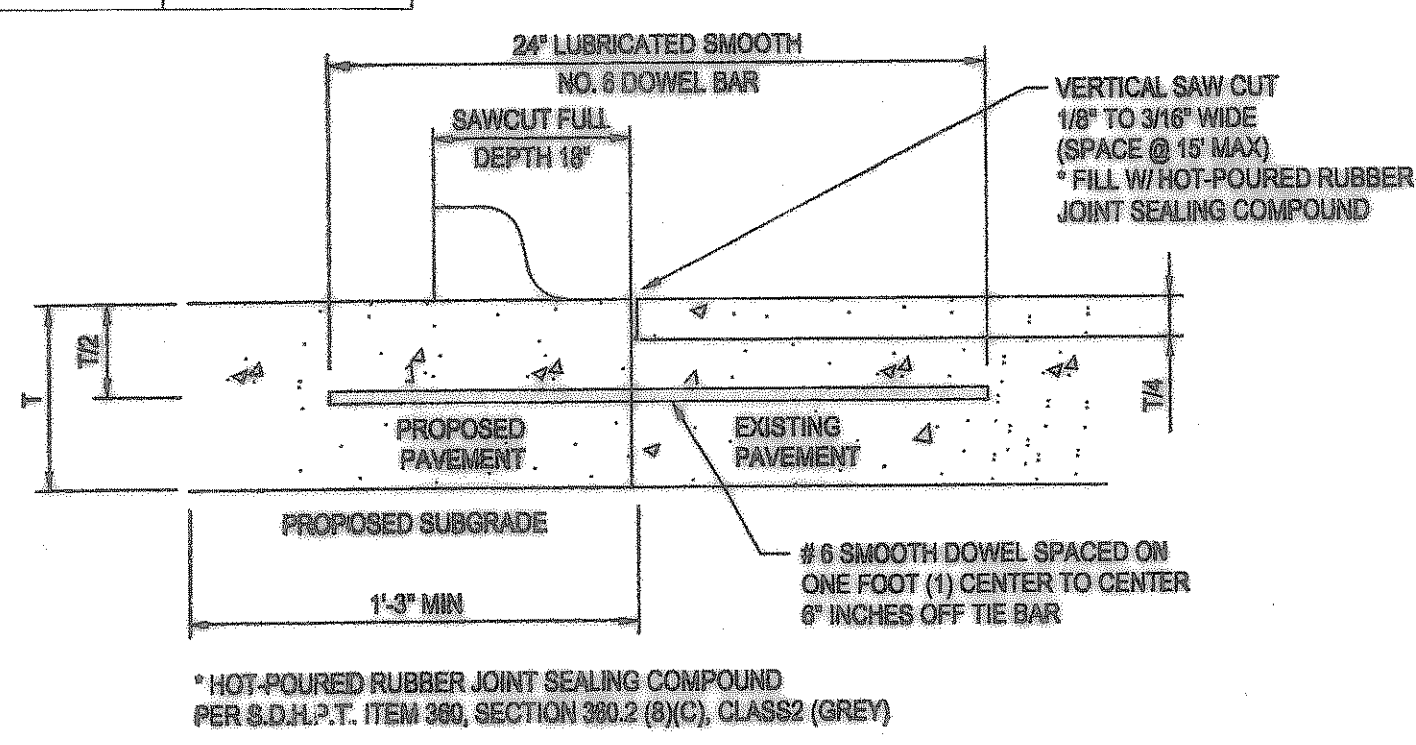
NTS MAXIMUM SPACING = 16 FEET

SAWED DUMMY JOINT DETAIL (T)



SIDEWALK PLAN
NTS

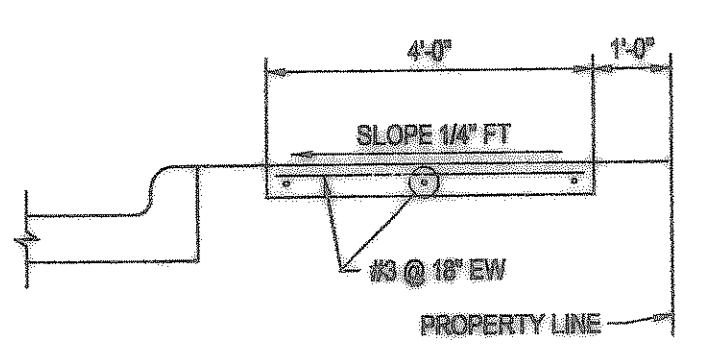
NOTES:
1. AT MARKINGS THE CONCRETE SHALL BE CUT 3/4" DEEP, FOLLOWED BY GROOVING TOOL. STRENGTH SHALL BE 3000 p.s.i. WITH #3 BARS @ 24" O.C.



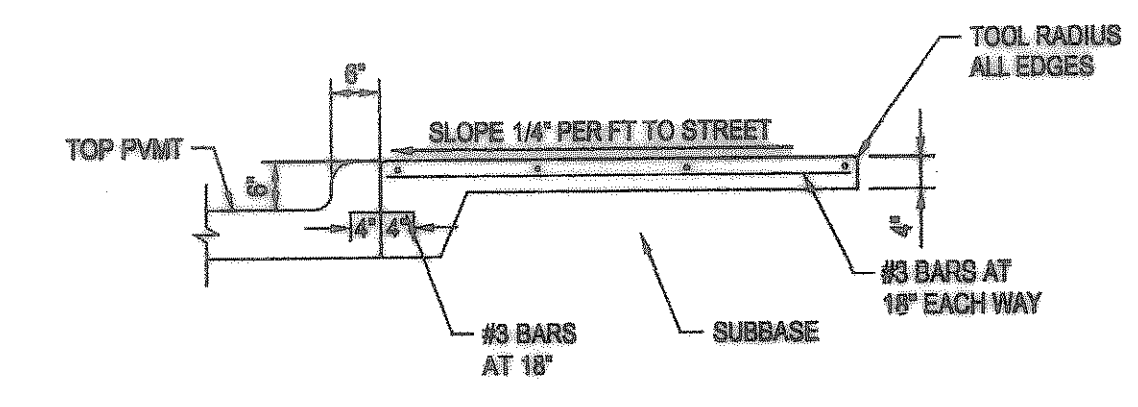
TO BE USED WHERE PROPOSED CONCRETE PAVEMENT MEETS EXISTING CONCRETE PAVEMENT

- NOTES:
- NO. 6 SMOOTH DOWEL BAR MAY BE USED IN 6", 8" AND 7" PAVEMENT THICKNESS.
 - LONGITUDINAL BUTT CONSTRUCTION MAY BE UTILIZED IN PLACE OF LONGITUDINAL HINGED (KEYWAY) JOINT AT CONTRACTOR'S OPTION.
 - DOWEL BARS SHALL BE DRILLED INTO PAVEMENT HORIZONTALLY BY USE OF A MECHANICAL RIG. DRILLING BY HAND IS NOT APPLICABLE. PUSHING DOWEL BARS INTO GREEN CONCRETE IS NOT ACCEPTABLE.

LONGITUDINAL BUTT DETAIL
NTS




WALK/BUILDING/CURB INTERFACE
NTS




INTERIOR SIDEWALK TYPICAL SECTION
NTS

APPROVED FOR CONSTRUCTION
DEC 2 8 2004

City of Rockwall Engineering Dept.
City Engineer:



PHONE 972-717-5151 FAX 972-717-2176
105 DECKER COURT - SUITE 910 IRVING, TEXAS 75062



Consultants:


CIVIL:
GLENN ENGINEERING CORP.

STRUCTURAL:
SHW GROUP, LLP

MEP:
ESTES MCCLURE AND ASSOCIATES

LANDSCAPING:
GRUBBS RAMSEY

Final Plans for Bidding and Construction



Rockwall Independent School District

AMANDA ROCHELL ELEMENTARY ADDITIONS AND RENOVATIONS

ROCKWALL, TEXAS

Project Number: 1441.04.01
Drawing Date: 08/31/200
Drawn: R.HOWMAN
Checked: RAI
Scale: AS SHOWN
ACAD File: ROCHELLE-ENG-ADD1-REV:
© 2004 SHW Group, LLP

Revisions:		
1	10/12/2004	CITY COMMENTS
2	11/8/2004	CITY COMMENTS
3	11/23/2004	CITY COMMENTS

Sheet Title:
PAVING DETAILS

These Drawings have been modified to conform to the Construction Records.
Glenn Engineering Corporation
By: *[Signature]* Date: 11-23-04

CP1.02

Nov 23, 2004 - 9:35am
\\Robert-xp\C-DRIVE\ROCKWALL\ROCKWALL BID-SET\ADDITION\BIDSET\ROCHELLE-ENG-ADD1-REV2.dwg