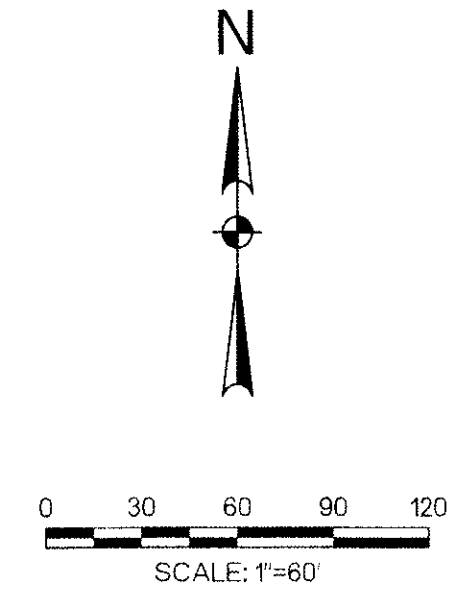
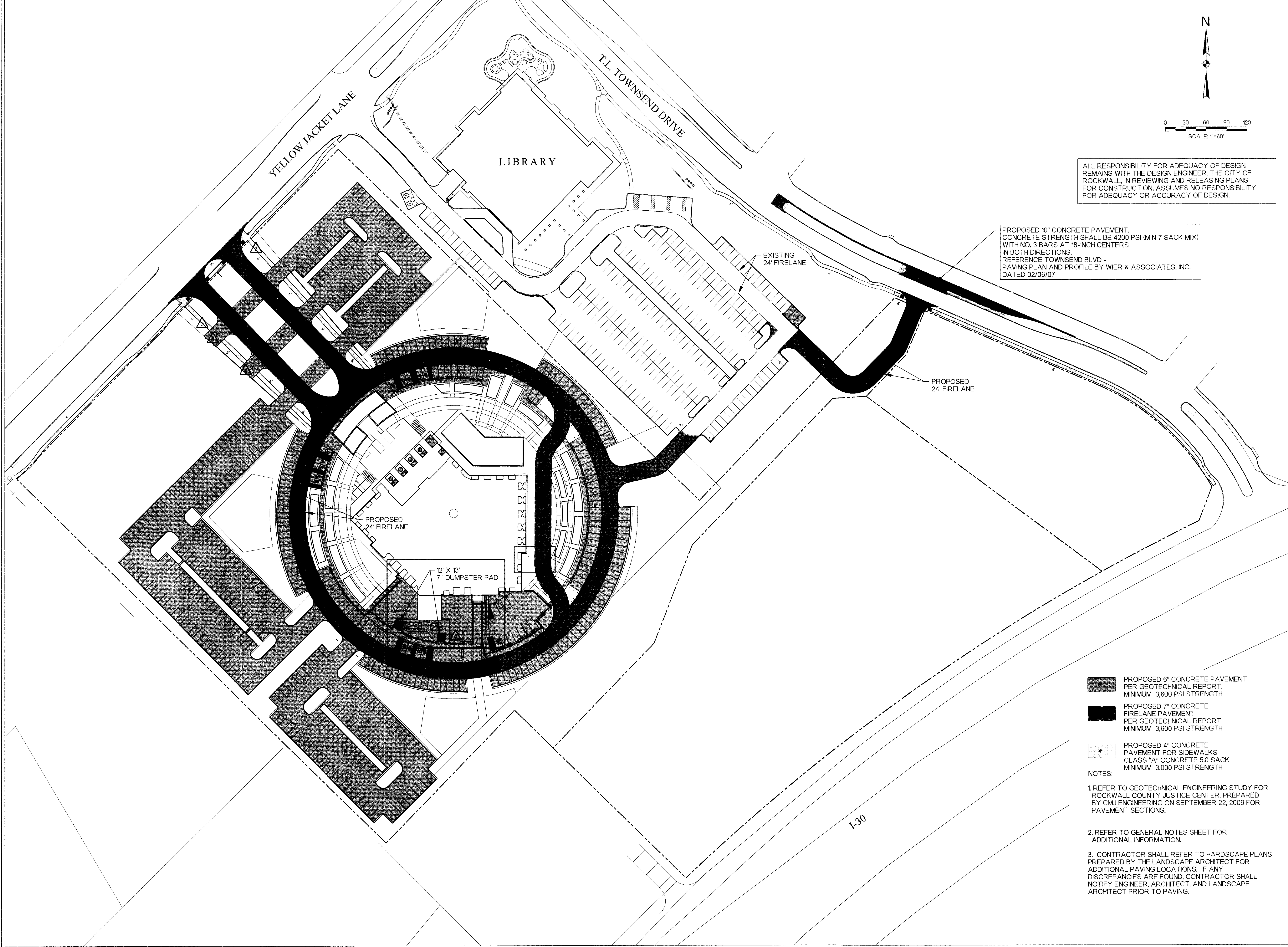





SDATES \$TIMES \$SUBERS\$CLIENTS\$FILELS \$MODEL\$NAMES \$PLTDRVVS\$



ALL RESPONSIBILITY FOR ADEQUACY OF DESIGN REMAINS WITH THE DESIGN ENGINEER. THE CITY OF ROCKWALL, IN REVIEWING AND RELEASING PLANS FOR CONSTRUCTION, ASSUMES NO RESPONSIBILITY FOR ADEQUACY OR ACCURACY OF DESIGN.

PROPOSED 10" CONCRETE PAVEMENT. CONCRETE STRENGTH SHALL BE 4200 PSI (MIN 7 SACK MIX) WITH NO. 3 BARS AT 18-INCH CENTERS IN BOTH DIRECTIONS. REFERENCE TOWNSEND BLVD - PAVING PLAN AND PROFILE BY WIER & ASSOCIATES, INC. DATED 02/06/07

-  PROPOSED 6" CONCRETE PAVEMENT PER GEOTECHNICAL REPORT. MINIMUM 3,600 PSI STRENGTH
-  PROPOSED 7" CONCRETE PAVEMENT PER GEOTECHNICAL REPORT. MINIMUM 3,600 PSI STRENGTH
-  PROPOSED 4" CONCRETE PAVEMENT FOR SIDEWALKS CLASS "A" CONCRETE 5.0 SACK. MINIMUM 3,000 PSI STRENGTH


- NOTES:**
- REFER TO GEOTECHNICAL ENGINEERING STUDY FOR ROCKWALL COUNTY JUSTICE CENTER, PREPARED BY CMJ ENGINEERING ON SEPTEMBER 22, 2009 FOR PAVEMENT SECTIONS.
  - REFER TO GENERAL NOTES SHEET FOR ADDITIONAL INFORMATION.
  - CONTRACTOR SHALL REFER TO HARDSCAPE PLANS PREPARED BY THE LANDSCAPE ARCHITECT FOR ADDITIONAL PAVING LOCATIONS. IF ANY DISCREPANCIES ARE FOUND, CONTRACTOR SHALL NOTIFY ENGINEER, ARCHITECT, AND LANDSCAPE ARCHITECT PRIOR TO PAVING.

**ROCKWALL COUNTY COURTHOUSE**  
ROCKWALL COUNTY  
ROCKWALL, TEXAS

**HALFF**  
2080 N. STATE HIGHWAY #60 SUITE 190  
ROCKWALL, TEXAS  
TEL: (214) 201-1270  
FAX: (214) 201-1271  
TYPE FIRM #E-372

Revision No.	Date	Description
1	04/06/2010	SITE PLAN REVISIONS
2	05/05/2010	ADD FDC ACCESS
3	05/05/2010	REMOVE SIDEWALK
4	07/19/2010	ADD DUMPSTER PAD
5		SITE PLAN REVISIONS
6		ADD DRIVE FOR FUT. PARKING

**RECORD DRAWING**  
APRIL, 2011  
These Record Documents have been prepared based upon information provided by Manhattan Construction. The Design Professional has not verified the accuracy and / or completeness of this information and shall not be responsible for any errors or omissions which may be incorporated herein as a result of Design Consultant: Half Associates, Inc.  
RECORD DRAWING SUBMITTAL

*Stephen B. Crawford*  


Project No.:	26244
Issued:	APRIL 2011
Drawn By:	BJG
Checked By:	SBC
Scale:	AS NOTED
Sheet Title	PAVING PLAN

**C3.04**  
Sheet Number