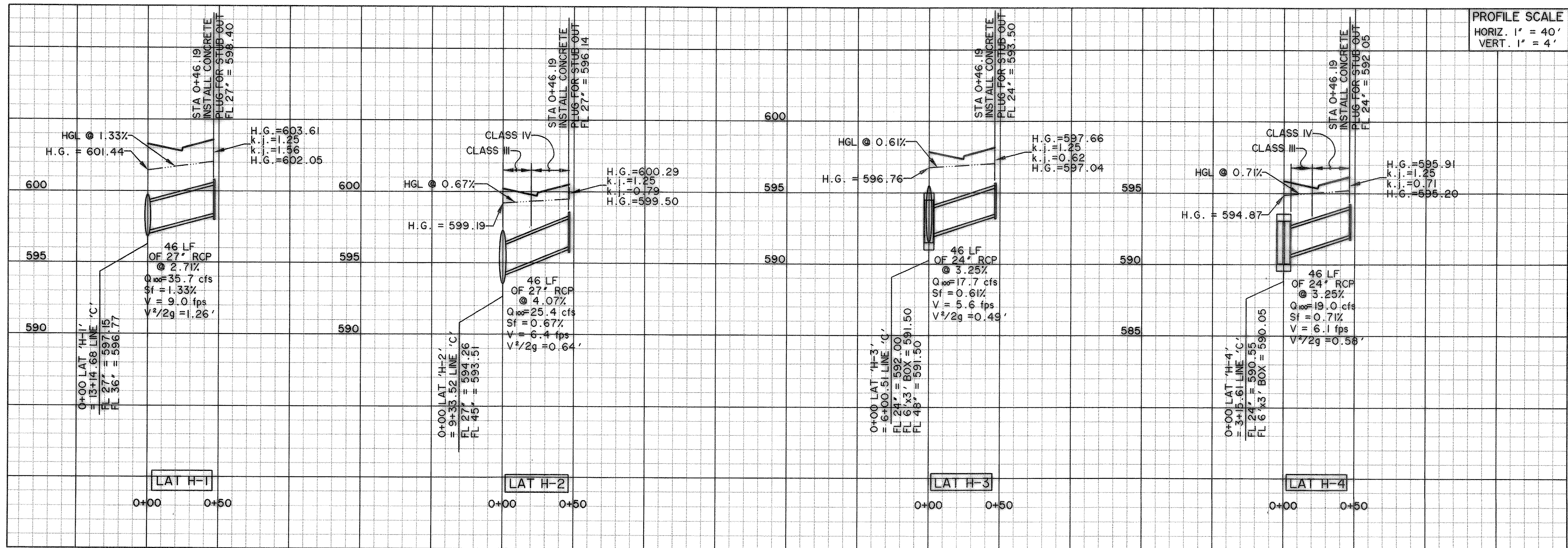
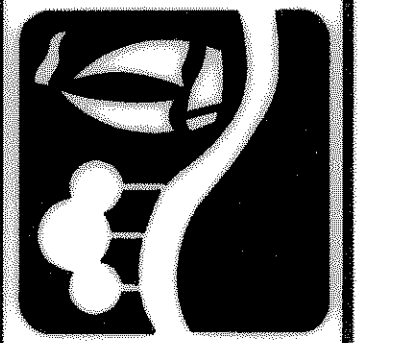


**RECORD
DRAWING**
08/04/06




PREPARED BY:
WIER & ASSOCIATES, INC.
ENGINEERS SURVEYORS LAND PLANNERS
4300 BELTWAY PLACE SUITE 130 ARLINGTON, TEXAS 76018 METRO (817)467-7700
1380 U.S. HIGHWAY 287 N. SUITE 101 WANSFIELD, TEXAS 76063 METRO (817)477-8700
6808 ELM STREET FRISCO, TEXAS 75034 METRO (214)387-8000
www.wierassociates.com



**ROCKWALL
TECHNOLOGY
PARK
PHASE II**

**STORM DRAIN
LATERALS
LINE 'C'**



Ronald Ramirez
8/24/06

COPYRIGHT ©
WIER & ASSOCIATES, INC.
LAST SHEET EDIT
DATE 08-16-2006
WAH 98041

SHEET NO.
D402