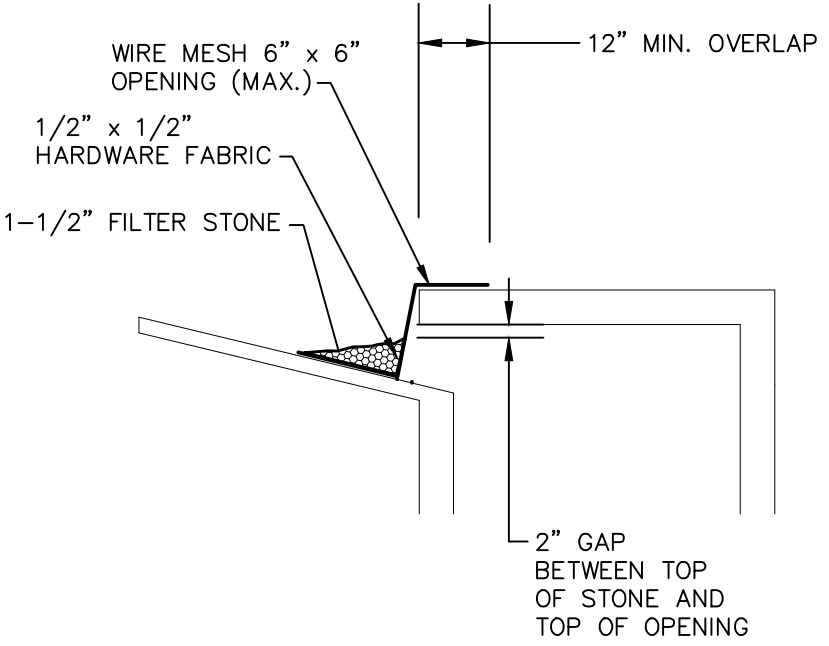


NOTES

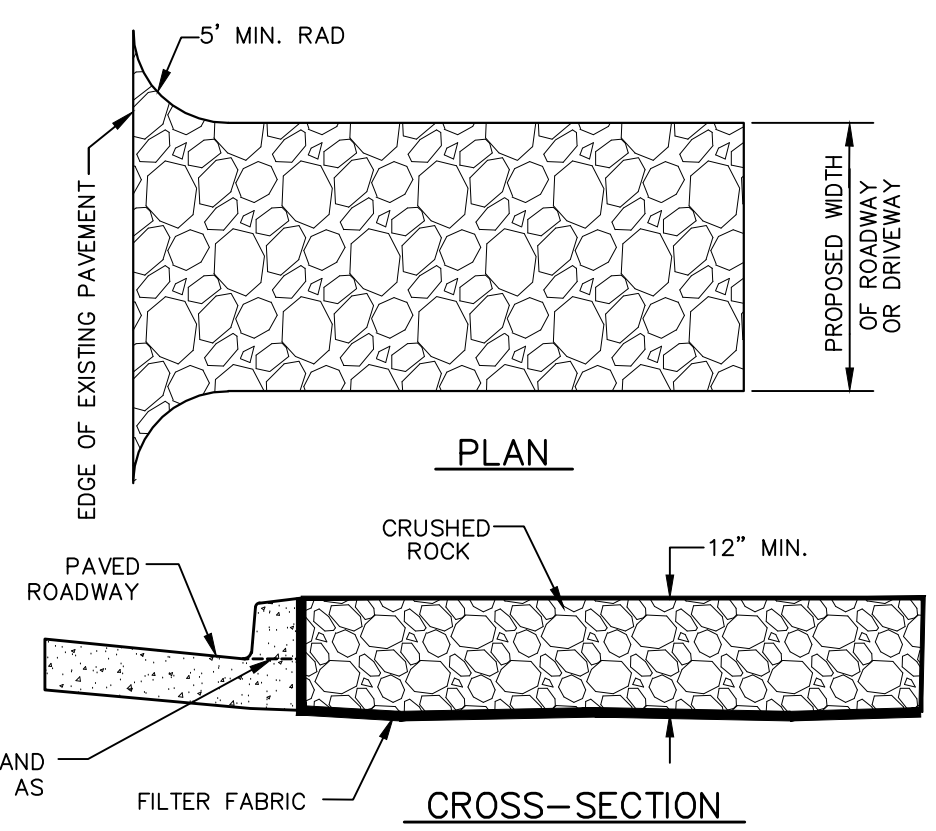
- CONTRACTOR SHALL REFERENCE GENERAL NOTES SHEET FOR ADDITIONAL INFORMATION. INFORMATION ON THE GENERAL NOTES SHEET IS PART OF A UNIFIED DESIGN AND IS PERTINENT TO THIS PLAN SHEET.

OBSERVATION TRAIL
 DRAWER D, PAGES 175 & 176, P.R.C.T.



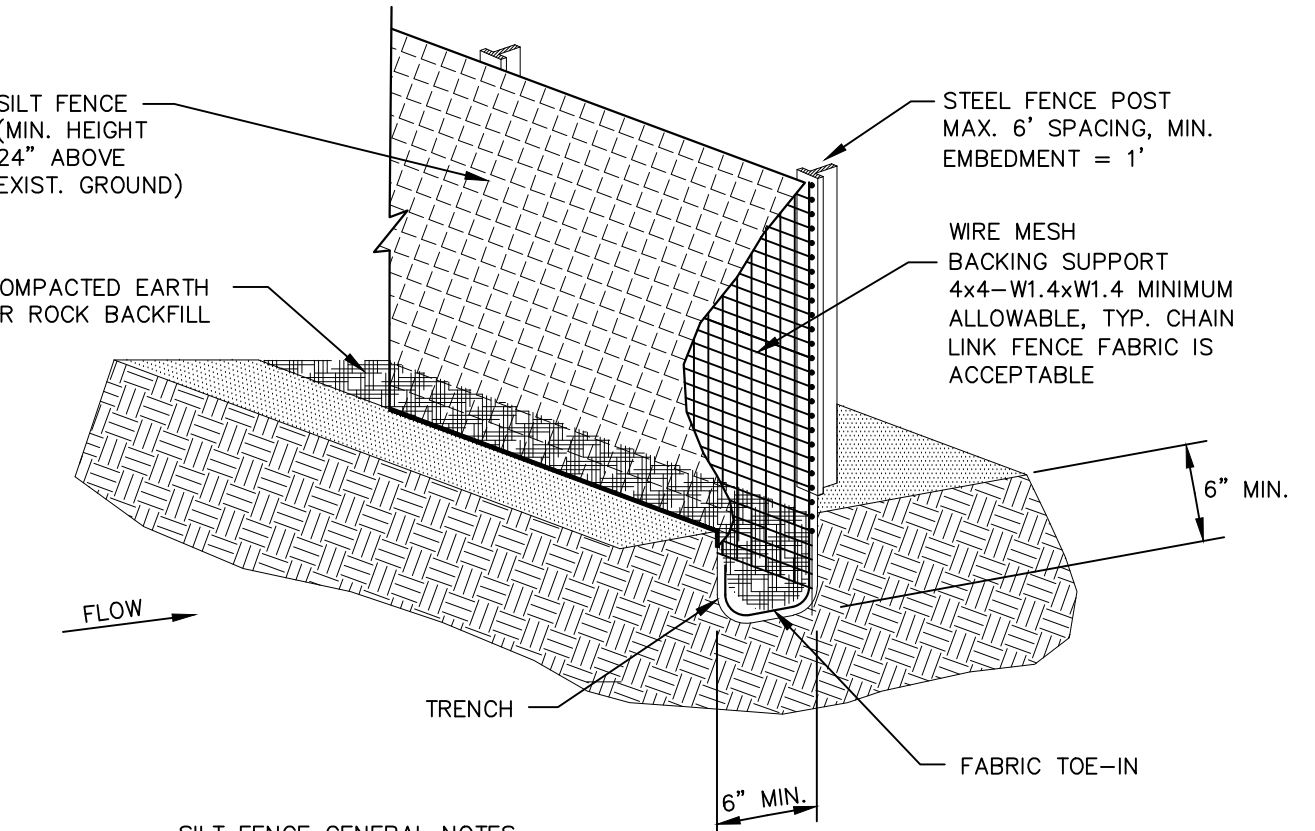
- CURB INLET PROTECTION NOTES:**
- WITHIN FORTY-EIGHT (48) HOURS OF POURING THE BLOCKOUT AND TOP, PLACE WIRE MESH WITH 12" OPENINGS OVER ALL CURB AND GRATE INLET OPENINGS SO THAT AT LEAST 12" OF WIRE EXTENDS ACROSS THE INLET COVER-GUTTER AND AROUND ALL GRATES AS ILLUSTRATED.
 - PLACE SMALL SAND BAGS AGAINST THE WIRE SO AS TO ANCHOR SAME AGAINST THE GUTTER, GRATE AND INLET COVER.
 - IF THE SEDIMENT FILTER BECOMES CLOGGED WITH DEBRIS SO THAT IT NO LONGER ADEQUATELY PERFORMS ITS FUNCTION, REMOVE THE SAND BAGS, CLEAN IT AND REPLACE THE SAND BAGS.
 - MAKE WEEKLY INSPECTIONS OF THESE SEDIMENT FILTERS FOR CONFORMANCE TO THESE CONDITIONS. PARTICULARLY INSPECT ALL INLETS AFTER EACH RAIN. COMPLETELY REMOVE ALL SEDIMENT FILTERS UPON ESTABLISHMENT OF GRASS, FINAL STABILIZATION OF CONSTRUCTION SITE.

CURB INLET PROTECTION
 N.T.S. (IP)



- CONSTRUCTION ENTRANCE NOTES:**
- STONE SIZE - 4 TO 6 INCHES CRUSHED ROCK. (NO CRUSHED CONCRETE ALLOWED)
 - LENGTH - PER CITY OR NCTOOG STANDARDS.
 - THICKNESS - NOT LESS THAN 12 INCHES.
 - WIDTH - NOT LESS THAN FULL WIDTH OF ALL POINTS OF INGRESS OR EGRESS.
 - WASHING - WHEN NECESSARY, WHEELS SHALL BE CLEANED TO REMOVE SEDIMENT PRIOR TO ENTRANCE ONTO PUBLIC ROADWAY. WHEN WASHING IS REQUIRED, IT SHALL BE DONE ON AN AREA STABILIZED WITH CRUSHED STONE WHICH DRAINS INTO AN APPROVED TRAP OR SEDIMENT BASIN. ALL SEDIMENT SHALL BE PREVENTED FROM ENTERING ANY STORM DRAIN, DITCH OR WATERCOURSE USING APPROVED METHODS.
 - MAINTENANCE - THE ENTRANCE SHALL BE MAINTAINED IN CONDITION WHICH WILL PREVENT TRACKING OR FLOWING OF SEDIMENT ONTO PUBLIC ROADWAYS. THIS MAY REQUIRE PERIODIC TOP DRESSING WITH ADDITIONAL STONE AS CONDITIONS DEMAND, AND REPAIR AND/OR CLEAN OUT OF ANY MEASURES USED TO TRAP SEDIMENT. ALL SEDIMENT SPILLED, DROPPED, WASHED OR TRACKED ONTO PUBLIC ROADWAY, MUST BE REMOVED IMMEDIATELY.
 - DRAINAGE - ENTRANCE MUST BE PROPERLY GRADED OR INCORPORATE A DRAINAGE SWALE TO PREVENT RUNOFF FROM LEAVING THE CONSTRUCTION SITE.
 - CONTRACTOR TO COORDINATE EXACT LOCATION OF THIS DETAIL.

CONSTRUCTION ENTRANCE
 N.T.S. (CE)



- SILT FENCE GENERAL NOTES:**
- STEEL POSTS WHICH SUPPORT THE SILT FENCE SHALL BE INSTALLED ON A SLIGHT ANGLE TOWARD THE ANTICIPATED RUNOFF SOURCE. POST MUST BE EMBEDDED A MINIMUM OF ONE FOOT.
 - THE TOE OF THE SILT FENCE SHALL BE TRENCHED IN WITH A SPADE OR MECHANICAL TRENCHER, SO THAT THE DOWN SLOPE FACE OF THE TRENCH IS FLAT AND PERPENDICULAR TO THE LINE OF FLOW. WHERE FENCE CANNOT BE TRENCHED IN (E.G. PAVEMENT), WEIGHT FABRIC FLAP WITH ROCK ON UPHILL SIDE TO PREVENT FLOW FROM SEEPING UNDER FENCE.
 - THE TRENCH MUST BE A MINIMUM OF 6 INCHES DEEP AND 6 INCHES WIDE TO ALLOW FOR THE SILT FENCE FABRIC TO BE LAID IN THE GROUND AND BACKFILLED WITH COMPACTED MATERIAL.
 - SILT FENCE SHOULD BE SECURELY FASTENED TO EACH STEEL SUPPORT POST OR TO WOVEN WIRE, WHICH IN TURN IS ATTACHED TO THE STEEL FENCE POST. THERE SHALL BE A 3 FOOT OVERLAP, SECURELY FASTENED WHERE ENDS OF FABRIC MEET.
 - INSPECTION SHALL BE MADE EVERY TWO WEEKS AND AFTER EACH 1/2" RAINFALL. REPAIR OR REPLACEMENT SHALL BE MADE PROMPTLY AS NEEDED.
 - SILT FENCE SHALL BE REMOVED WHEN THE SITE IS COMPLETELY STABILIZED SO AS NOT TO BLOCK OR IMPEDE STORM FLOW OR DRAINAGE.
 - ACCUMULATED SILT SHALL BE REMOVED WHEN IT REACHES A DEPTH OF HALF THE HEIGHT OF THE FENCE. THE SILT SHALL BE DISPOSED OF AT AN APPROVED SITE AND IN SUCH A MANNER AS TO NOT CONTRIBUTE TO ADDITIONAL SILTATION.

CONSTRUCTION OF A FILTER BARRIER
 N.T.S. (FB)

RECORD DRAWING

THIS RECORD DRAWING REFLECTS, TO THE BEST OF THE ENGINEER'S KNOWLEDGE, THE APPROXIMATE LOCATION OF THE CONSTRUCTED WORK BASED UPON INFORMATION PROVIDED BY THE CONTRACTOR AND WAS PREPARED WITHOUT THE BENEFIT OF AN AS-BUILT SURVEY. THIS RECORD DRAWING MAY DEVIATE FROM THE ORIGINAL CONSTRUCTION DOCUMENTS DUE TO FIELD CHANGES DURING CONSTRUCTION. THE ENGINEER'S SEAL OR SIGNATURE ON THIS DRAWING IS NOT INTENDED TO INDICATE THE ENGINEER'S APPROVAL OR ACCEPTANCE OF ANY SUCH DEVIATIONS FROM THE DESIGN.

DATE: 07/23/15
 TRAVIS N. ATTANASIO, P.E. 98433

No.	Date	Revision/Description

