

| Revision | Date | Description |
|----------|------|-------------|
|          |      |             |
|          |      |             |
|          |      |             |
|          |      |             |

Owner:  
**SPRING HAVEN INVESTMENTS, INC.**  
 6750 HILLCREST PLAZA DR. • STE 325  
 DALLAS, TEXAS 75230 • Phone: 972-386-3333

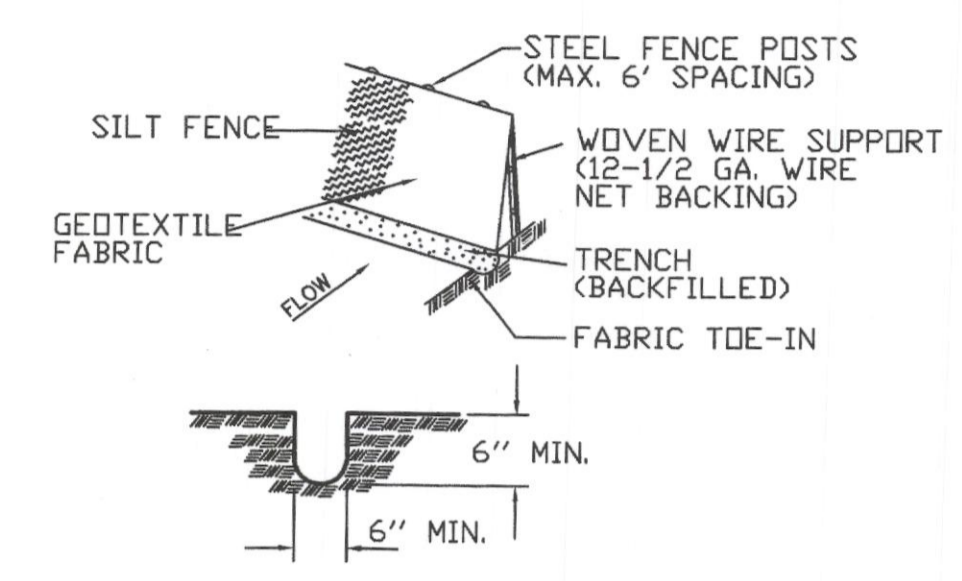
The  
**Highlands**

**F.C. CUNY CORPORATION**  
 #2 Horizon Court • Ste. 500 • Heath, Texas 75032  
 Phone: 469-402-7700  
 Fax: 469-402-0700

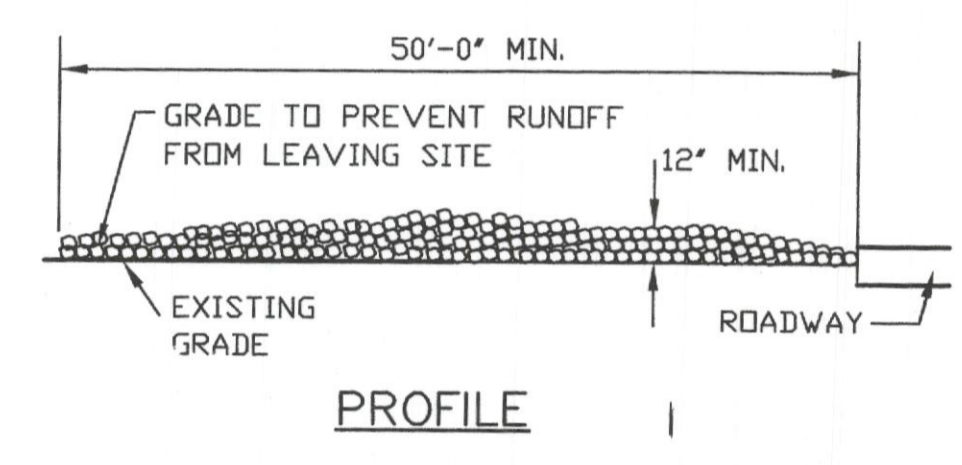
THE SEAL APPEARING ON THIS DOCUMENT WAS AUTHORIZED BY CHRISTOPHER R. CUNY, P.E. 65642



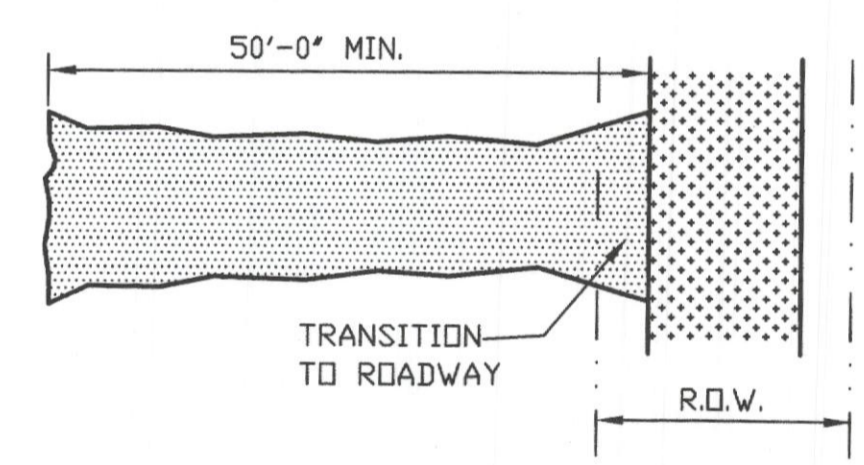
|   |                        |
|---|------------------------|
| Drawn By:<br>MSC                            | Checked By:<br>JW      |
| Date:<br>09/25/2007                         | Project No.:<br>06-004 |
| Sheet Title:<br><b>EROSION CONTROL PLAN</b> |                        |
| Scale:<br>1" = 40'                          | Sheet No.:<br>61 of 61 |



**TRENCH CROSS-SECTION**



**PROFILE**



**PLAN VIEW**

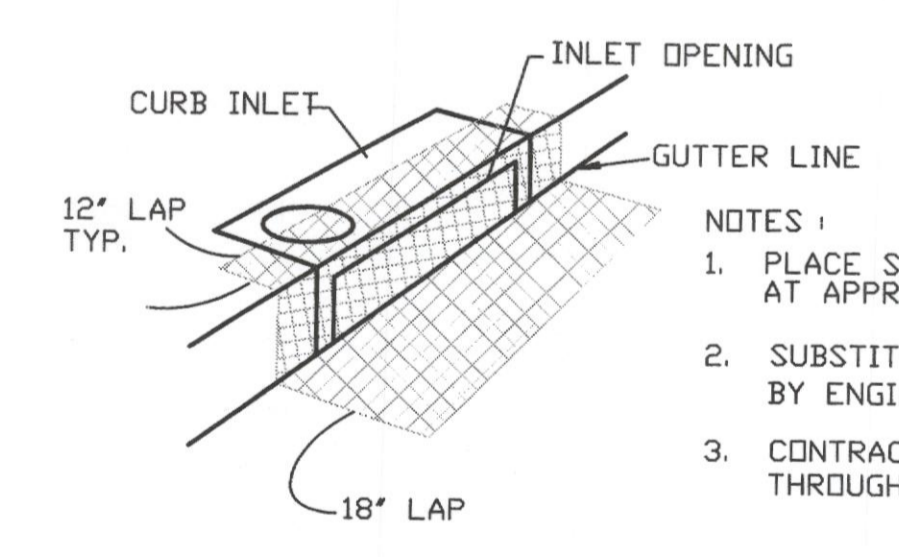
- GENERAL NOTES:
1. STEEL POSTS WHICH SUPPORT THE SILT FENCE SHALL BE INSTALLED ON A SLIGHT ANGLE TOWARD THE ANTICIPATED RUNOFF SOURCE. POST MUST BE EMBEDDED A MINIMUM OF ONE FOOT.
  2. THE TOE OF THE SILT FENCE SHALL BE TRENCHED IN WITH A SPADE OR MECHANICAL TRENCHER, SO THAT THE DOWNSLOPE FACE OF THE TRENCH IS FLAT AND PERPENDICULAR TO THE LINE OF FLOW. WHERE FENCE CAN NOT BE TREATED IN (e.g. pavement) WEIGHT FABRIC FLAP WITH WASHED GRAVEL ON UPHILL SIDE TO PREVENT FLOW UNDER FENCE.
  3. THE TRENCH MUST BE A MINIMUM OF 6 INCHES DEEP AND 6 INCHES WIDE TO ALLOW FOR THE SILT FENCE FABRIC TO BE LAID IN THE GROUND AND BACKFILLED WITH COMPACTED MATERIAL.
  4. SILT FENCE SHOULD BE SECURELY FASTENED TO EACH STEEL SUPPORT POSTS OR TO WOVEN WIRE, WHICH IS IN TURN ATTACHED TO THE STEEL FENCE POST.
  5. INSPECTION SHALL BE MADE WEEKLY OR AFTER EACH RAINFALL EVENT AND REPAIR OR REPLACEMENT SHALL BE MADE PROMPTLY AS NEEDED.
  6. SILT FENCE SHALL BE REMOVED WHEN THE SITE IS COMPLETELY STABILIZED SO AS NOT TO BLOCK OR IMPEDE STORM FLOW OR DRAINAGE.
  7. ACCUMULATED SILT SHALL BE REMOVED WHEN IT REACHES A DEPTH OF 6 INCHES. THE SILT SHALL BE DISPOSED OF IN AN APPROVED SITE AND IN SUCH A MANNER AS TO NOT CONTRIBUTE TO ADDITIONAL SILTATION.

**SILT FENCE**

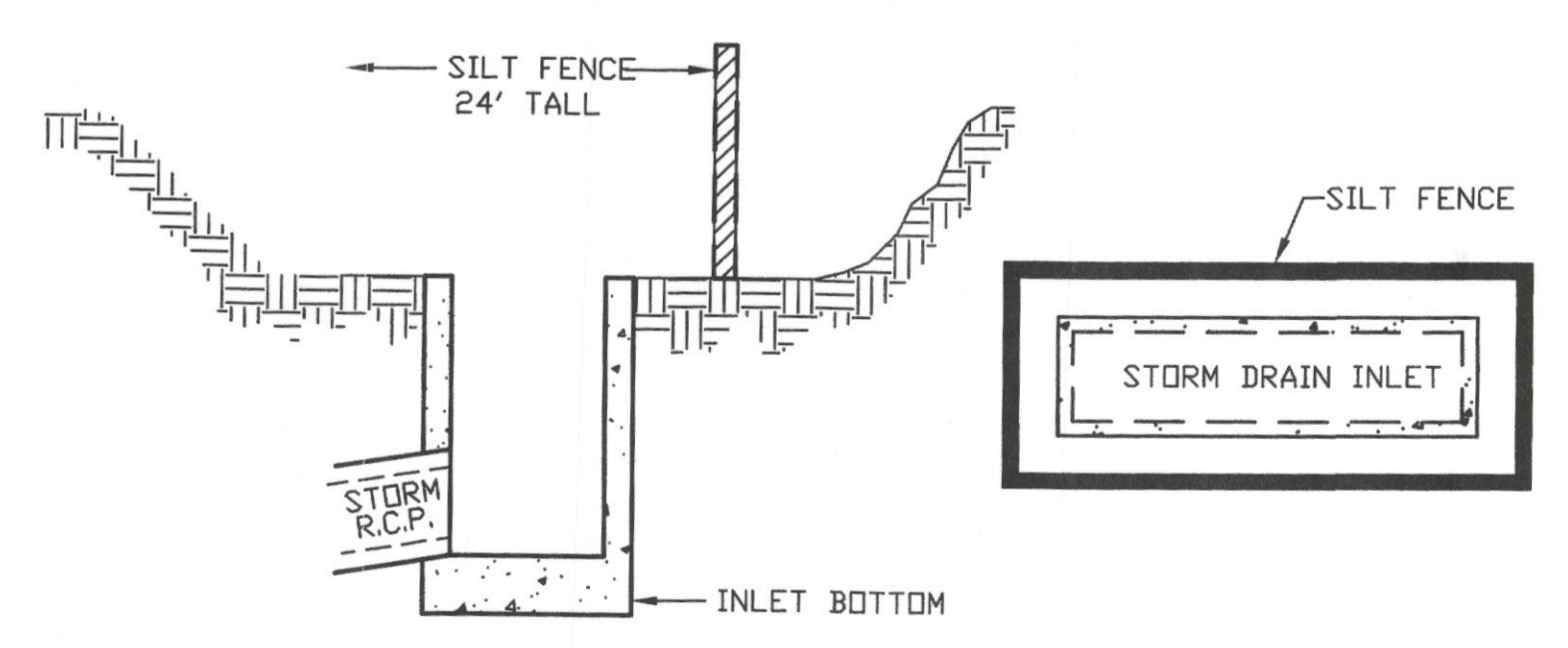
- GENERAL NOTES:
1. STONE SIZE- 3 TO 5 INCH OPEN GRADED ROCK NO CRUSH ROCK ALLOWED
  2. LENGTH- AS EFFECTIVE, BUT NOT LESS THAN 50 FEET.
  3. THICKNESS- NOT LESS THAN 12 INCHES.
  4. WIDTH- NOT LESS THAN FULL WIDTH OF ALL POINTS OF INGRESS OR EGRESS.
  5. WASHING- WHEN NECESSARY, WHEELS SHALL BE CLEANED TO REMOVE SEDIMENT PRIOR TO ENTRANCE ONTO PUBLIC ROADWAY. WHEN WASHING IS REQUIRED, IT SHALL BE DONE ON AN AREA STABILIZED WITH CRUSHED STONE WHICH DRAINS INTO AN APPROVED STRAP OR SEDIMENT BASIN. ALL SEDIMENT SHALL BE PREVENTED FROM ENTERING ANY STORM DRAIN, DITCH, OR WATERCOURSE USING APPROVED METHODS.
  6. MAINTENANCE- THE ENTRANCE SHALL BE MAINTAINED IN A CONDITION WHICH WILL PREVENT TRACKING OR FLOWING OF SEDIMENT ONTO PUBLIC ROADWAYS. THIS MAY REQUIRE PERIODIC TOP DRESSING WITH ADDITIONAL STONE AS CONDITIONS DEMAND, AND REPAIR AND/OR CLEANOUT OF ANY MEASURES USED TO TRAP SEDIMENT. ALL SEDIMENT SPILLED, DROPPED, WASHED OR TRACKED ONTO PUBLIC ROADWAY MUST BE REMOVED IMMEDIATELY.
  7. DRAINAGE- ENTRANCE MUST BE PROPERLY GRADED OR INCORPORATE A DRAINAGE SWALE TO PREVENT RUNOFF FROM LEAVING THE CONSTRUCTION SITE.
  8. OWNER TO PROVIDE N.O.I. FOR STORM WATER DISCHARGES ASSOCIATED WITH CONSTRUCTION ACTIVITIES AND PROVIDE A COPY TO THE CITY OF HEATH.

**STABILIZED CONSTRUCTION ENTRANCE/EXIT**  
 N.T.S.

- CURLEX BLANKET NOTE:
1. ALL DITCHES/PONDS AND ROADWAYS SHALL BE LINED WITH 4' WIDE CURLEX BLANKET.
  2. ALL ROADWAYS SHALL BE PROTECTED BY 4' WIDE CURLEX BLANKET AND BOTH SIDES OF ROADWAYS.



**CURB INLET SEDIMENT BARRIER**



**STORM DRAINAGE INLET PROTECTION**  
 N.T.S.