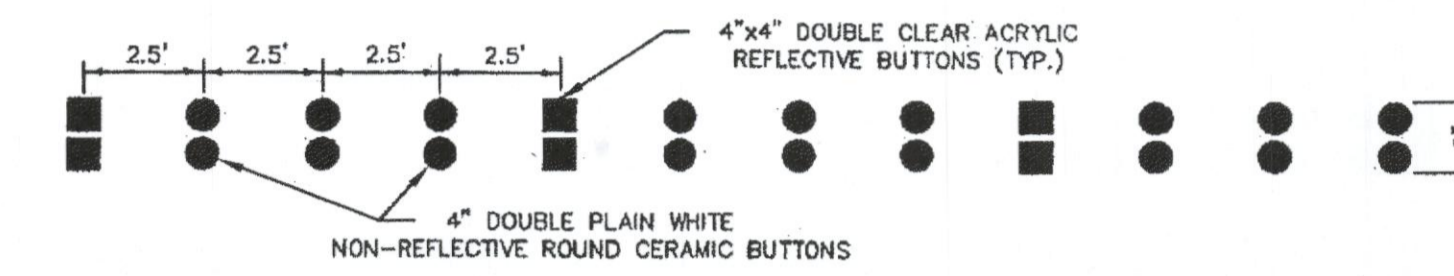
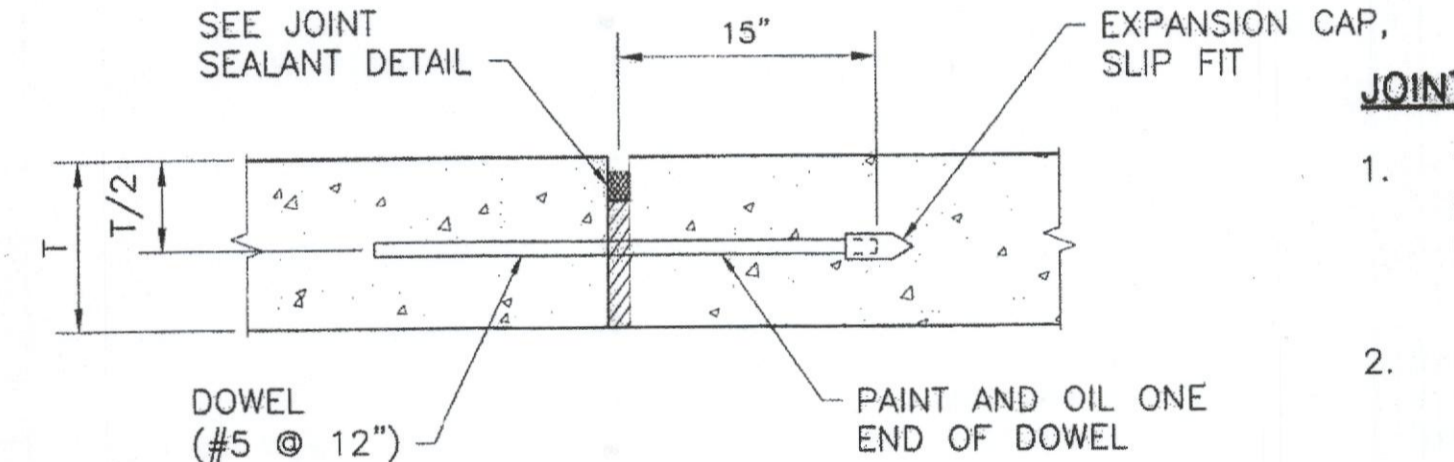


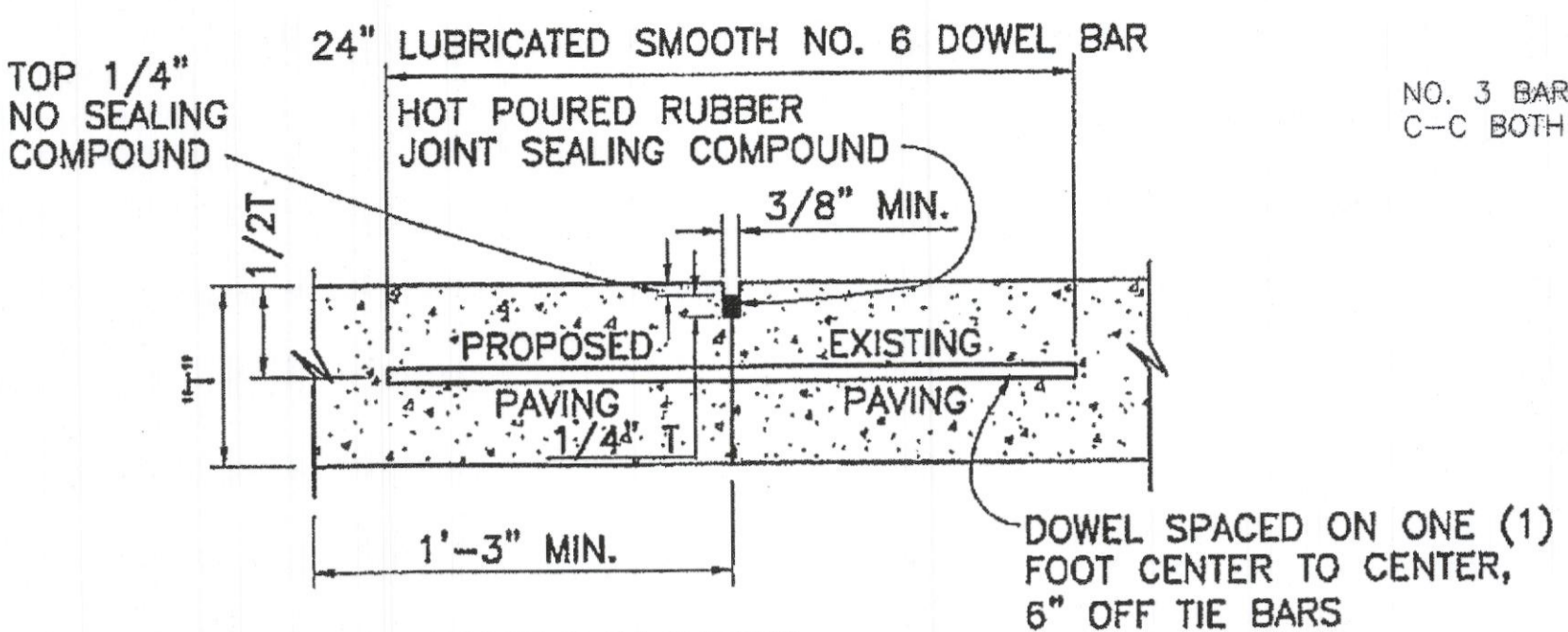
TRANSVERSE CONSTRUCTION JOINT
NOT TO SCALE



BUTTON TURN BAY LINE MARKING DETAIL
NOT TO SCALE



DOWEL DETAIL
NOT TO SCALE

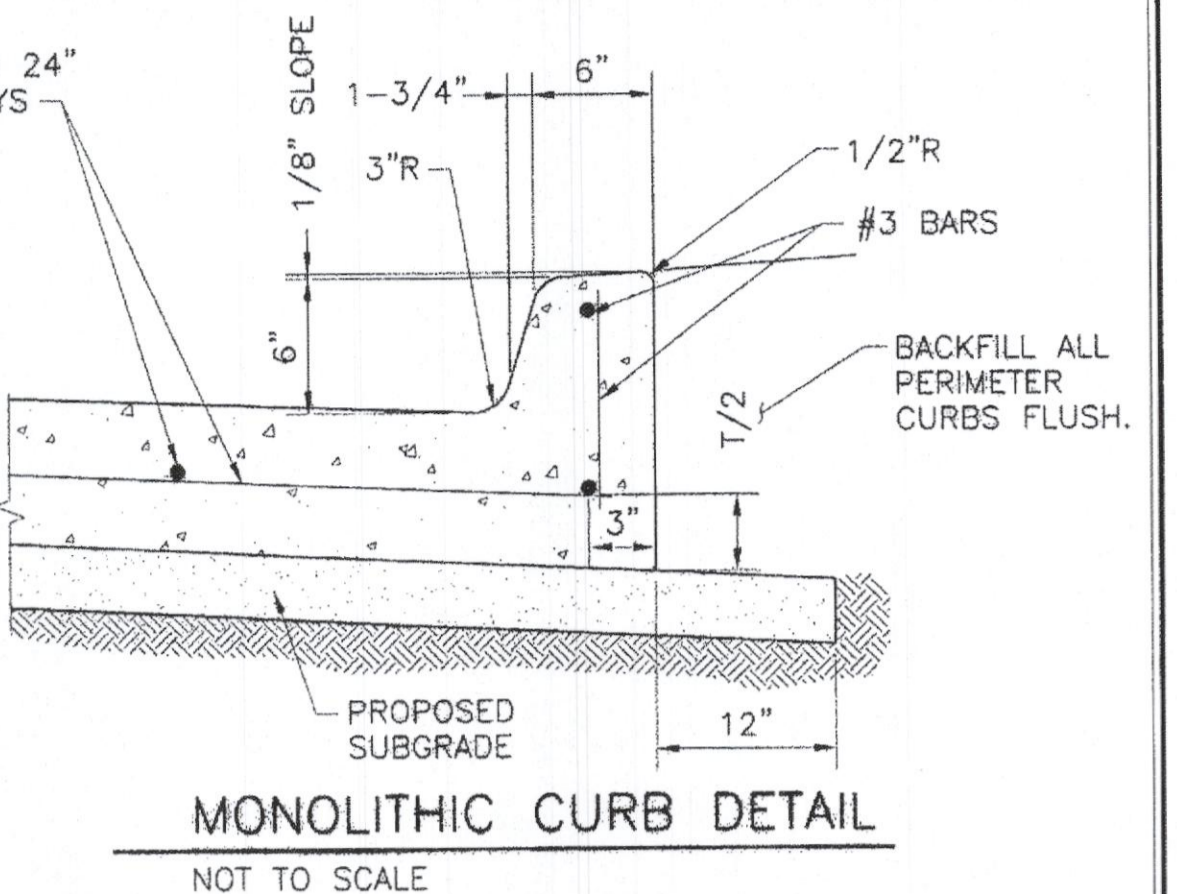


LONGITUDINAL BUTT JOINT
NOT TO SCALE

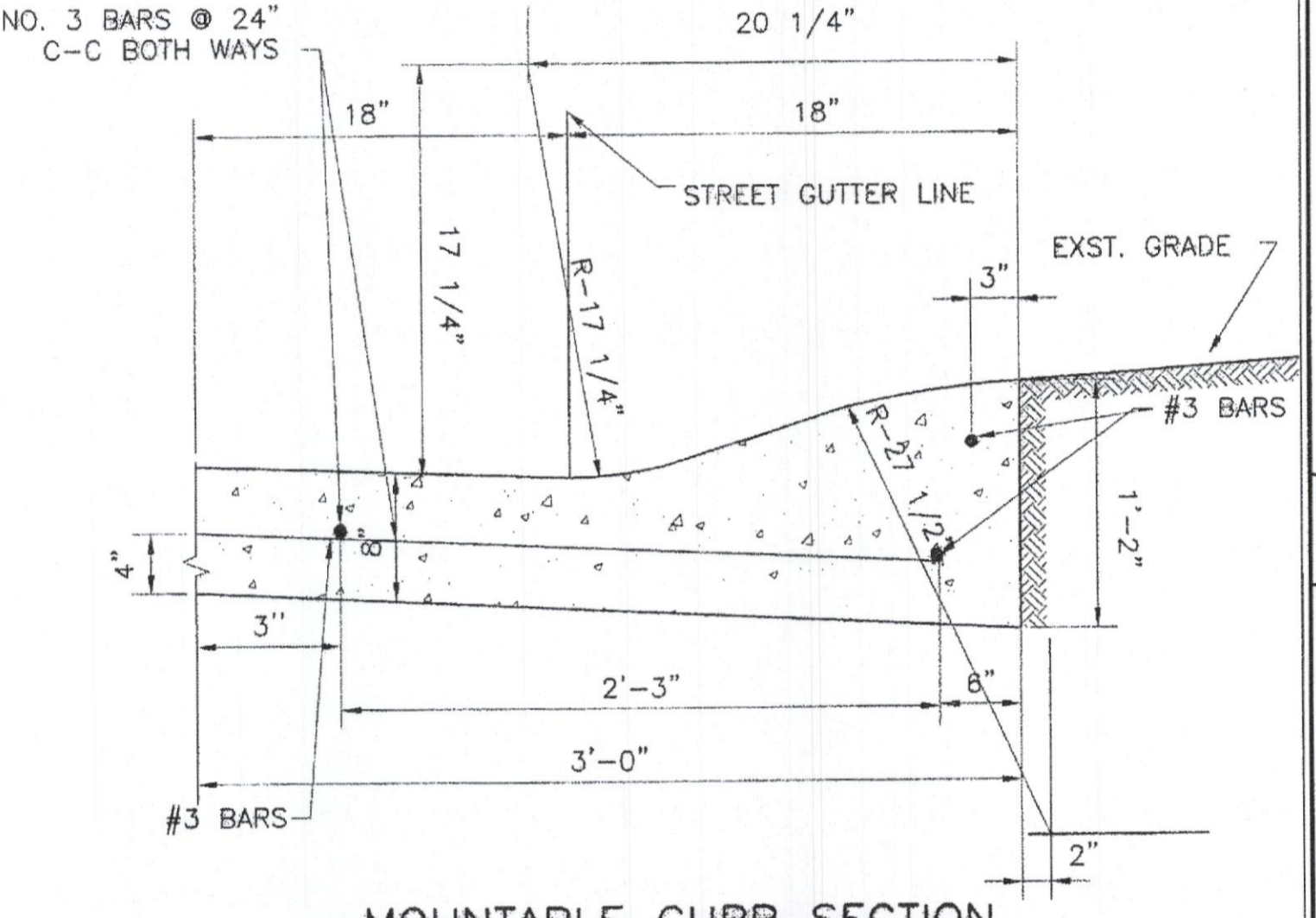
NOTES: T=PAVEMENT THICKNESS

- LONGITUDINAL BUTT CONSTRUCTION MAY BE UTILIZED IN PLACE OF LONGITUDINAL HINGED (KEYWAY) JOINT AT CONTRACTORS OPTION.
- DOWEL BARS SHALL BE DRILLED INTO PAVEMENT HORIZONTALLY BY USE OF A MECHANICAL RIG.

DRILLING BY HAND IS NOT ACCEPTABLE, PUSHING DOWEL BARS INTO GREEN CONCRETE NOT ACCEPTABLE

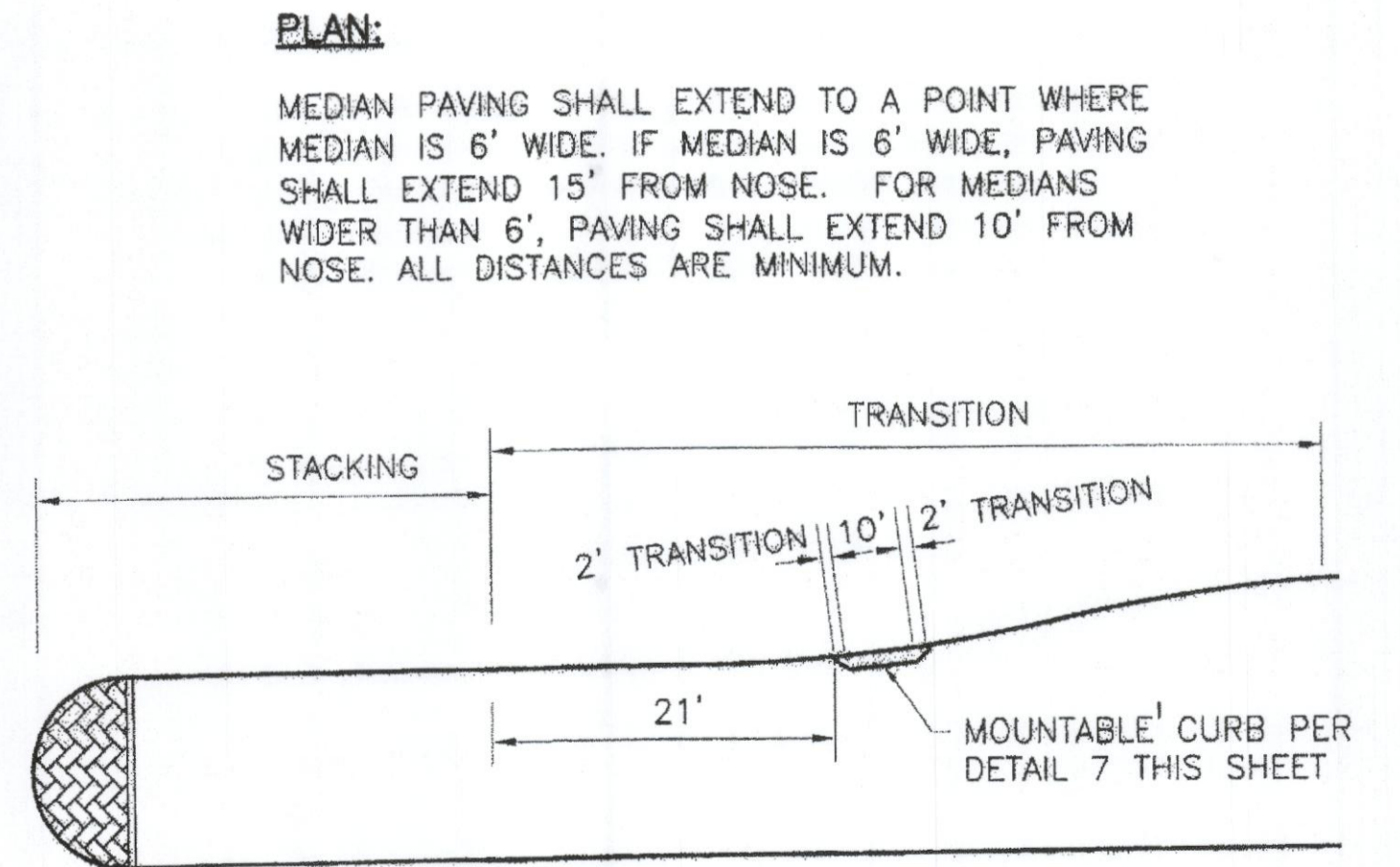


MONOLITHIC CURB DETAIL
NOT TO SCALE

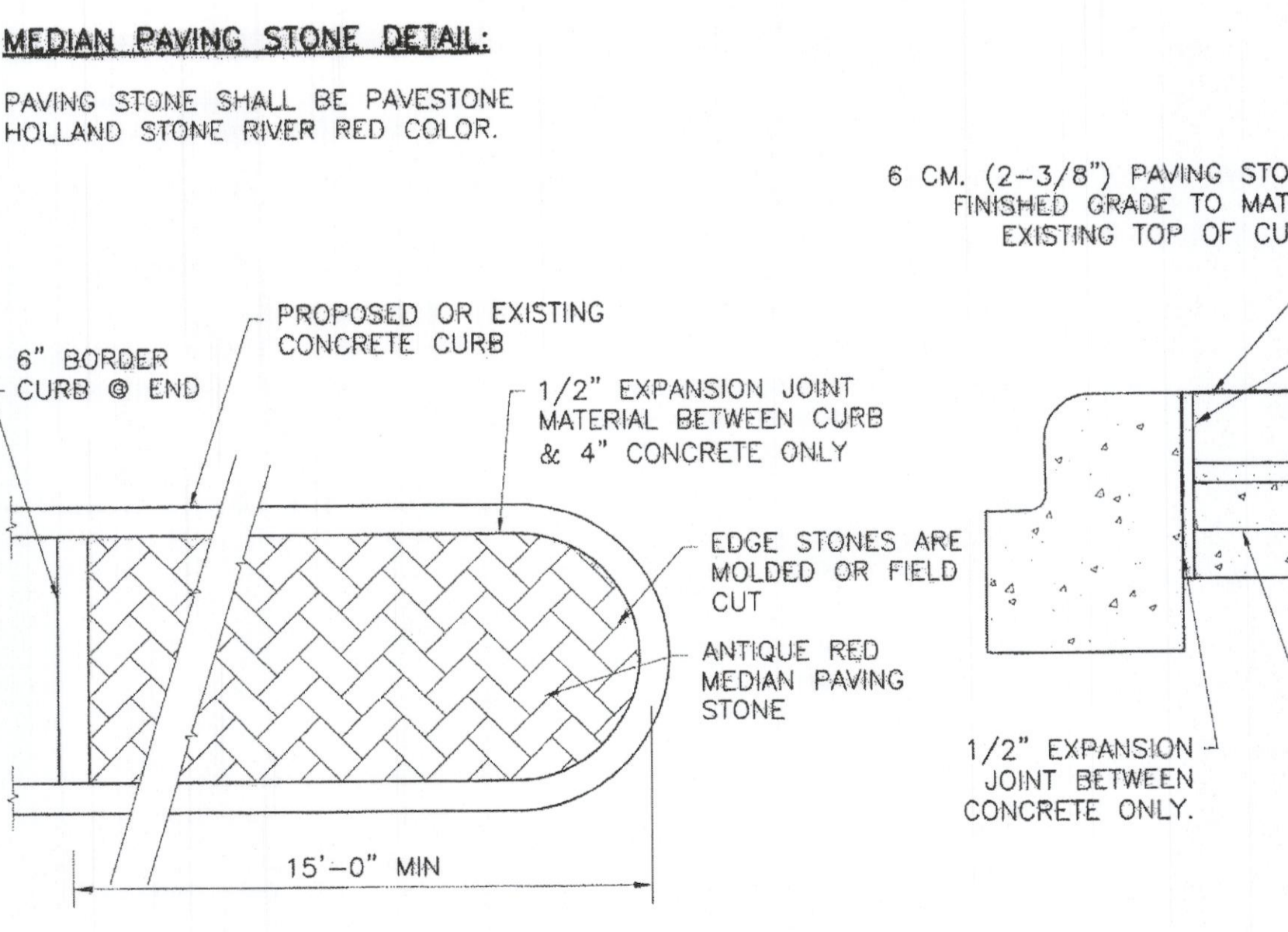


MOUNTABLE CURB SECTION
NOT TO SCALE

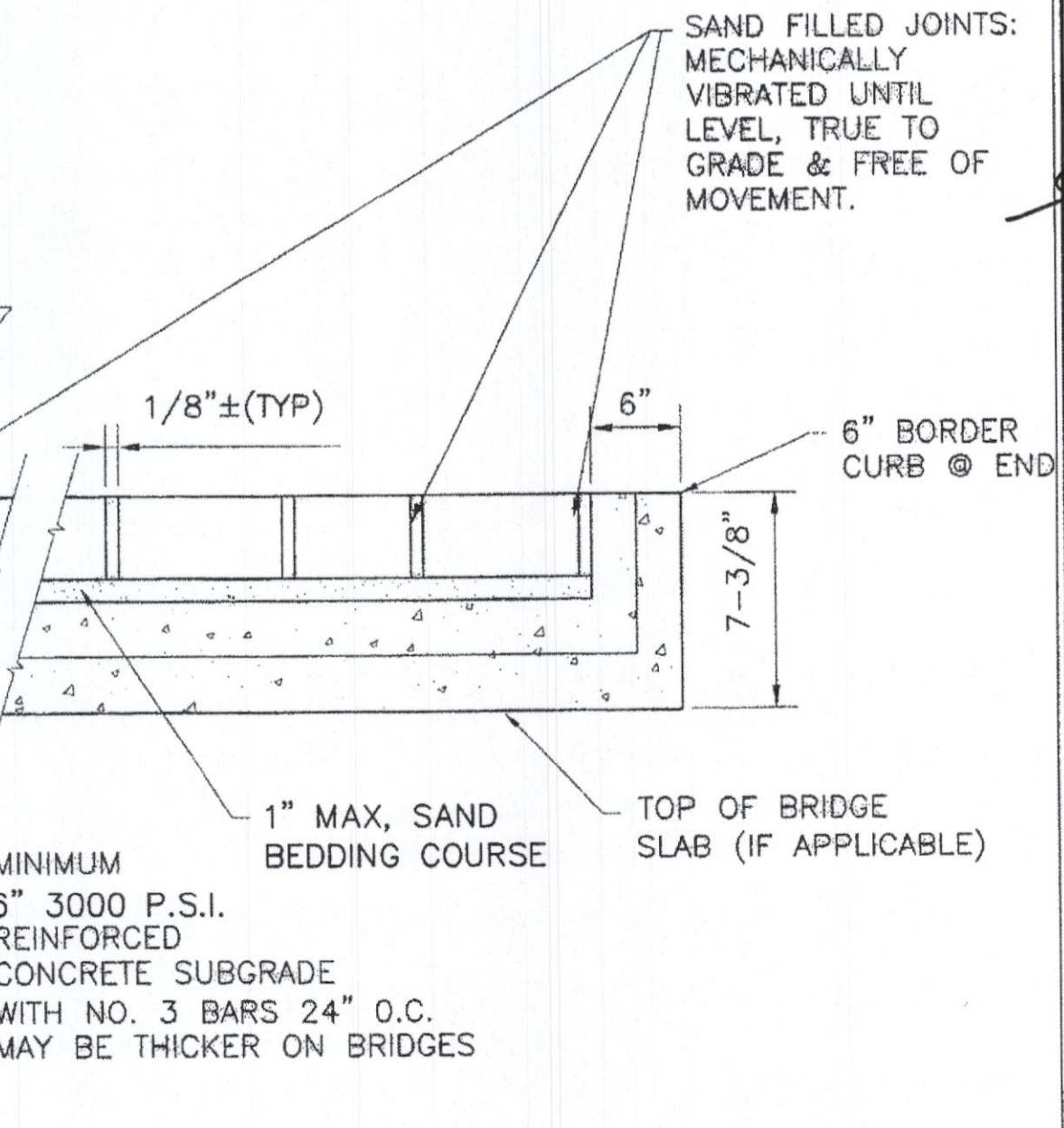
- NOTES:**
- THE PAVING CONTRACTOR SHALL BE RESPONSIBLE FOR THE ADJUSTMENT OF WATER AND SANITARY SEWER APPURTENANCES IN ACCORDANCE WITH THE STANDARD DETAILS AND SPECIFICATION OF THE CITY OF ROCKWALL.
 - ALL MATERIALS AND WORKMANSHIP SHALL CONFORM TO THE CITY OF ROCKWALL STANDARDS AND SPECIFICATION, AND TO THE STANDARD SPECIFICATION FOR PUBLIC WORKS CONSTRUCTION ISSUED BY THE NORTH CENTRAL TEXAS COUNCIL OF GOVERNMENT (NCTCOG) 3RD EDITION.
 - EXPANSION JOINTS OR ISOLATION JOINTS SHALL BE USED TO ISOLATE FIXED OBJECTS ABUTTING OR WITHIN THE PAVED AREA. THEY SHOULD CONTAIN PREMOLDED JOINT FILLER FOR THE FULL DEPTH OF THE SLAB.
 - CONTRACTOR SHALL OBTAIN AND PAY FOR ALL PERMITS REQUIRED.
 - CONCRETE SURFACE FINISHING SHALL BE SKID RESISTANT, A LIQUID CURING COMPOUND SHALL BE UNIFORMLY SPRAYED ON THE CONCRETE IMMEDIATELY AFTER THE FINISHED OPERATION.
 - CONTRACTOR IS RESPONSIBLE FOR PROVIDING A TRAFFIC CONTROL PLAN FOR ALL WORK IN THE PUBLIC RIGHT-OF-WAY.
 - CONTRACTOR SHALL PROVIDE ALL SAFETY DEVICES FOR THE PROTECTION OF THE PUBLIC.
 - CONCRETE PAVEMENT AND STRUCTURES SHALL BE BACKFILLED AS SOON AS POSSIBLE AFTER FORMS ARE REMOVED.
 - CONTRACTOR RESPONSIBLE FOR IRRIGATION AND FRANCHISE UTILITY SLEEVING.
 - CONTRACTOR SHALL REPAIR ANY DAMAGE TO SPRINKLER SYSTEMS DURING CONSTRUCTION AND ENSURE MEDIAN IRRIGATION REMAINS IN SERVICE.
 - ALL CURBS TO BE 6" HIGH UNLESS OTHERWISE NOTED.
 - CONTRACTOR TO PROVIDE JOINTING PLAN FOR REVIEW & APPROVAL BY ENGINEER.
 - CONTRACTOR IS RESPONSIBLE FOR ENSURING GRADES ON ALL WALKS DO NOT EXCEED 2% CROSS SLOPE AND 5% LONGITUDINAL SLOPE. ADJUST GRADES AS NECESSARY.
 - DISTURBED MEDIAN AREAS SHALL BE SODDED WITH GRASS PRIOR TO PROJECT ACCEPTANCE.
 - ALL RIGHT-OF-WAY TO BE SODDED IF DISTURBED.
 - 75-80% OF ALL DISTURBED AREA TO BE 1" TALL ESTABLISHED GRASS PRIOR TO ENGINEERING ACCEPTANCE.



LANDSCAPE ACCESS RAMP
NOT TO SCALE



MEDIAN PAVING NOSE DETAIL
NOT TO SCALE



MEDIAN PAVING NOSE DETAIL
NOT TO SCALE

- JOINT SPACING NOTES:**
- THE CONTRACTOR SHALL SUBMIT A DETAILED PAVEMENT JOINT PLAN TO THE ENGINEER FOR REVIEW AND APPROVAL PRIOR TO PLACEMENT OF PAVEMENT ON THE SITE. ANY DEVIATIONS FROM THE FOLLOWING GUIDELINES MUST BE APPROVED BY THE ENGINEER PRIOR TO CONSTRUCTION.
 - EXPANSION JOINTS SHALL BE AT A MAXIMUM SPACING OF 300 FEET AND AT PC, PT, HORIZONTAL AND VERTICAL ANGLES GREATER THEN 5°, AND INTERSECTIONS.
 - LONGITUDINAL AND TRANSVERSE SAW CUT JOINTS SHALL BE AT A MAXIMUM OF 15' INTERVALS.
 - SPACING VARIATIONS SHALL BE MADE AT BLOCKOUTS, CONSTRUCTION JOINTS AND STREET INTERSECTIONS TO LINE UP WITH EXISTING PAVING JOINTS AS DIRECTED BY THE CITY. ALL JOINTS WILL BE SAWS NO LATER THAN 12 HOURS AFTER THE PLACEMENT OF THE PAVEMENT AS DIRECTED BY THE CITY.

MEDIAN PAVING STONE DETAIL:
PAVING STONE SHALL BE PAVESTONE HOLLAND STONE RIVER RED COLOR.

PLAN:
MEDIAN PAVING SHALL EXTEND TO A POINT WHERE MEDIAN IS 6' WIDE. IF MEDIAN IS 6' WIDE, PAVING SHALL EXTEND 15' FROM NOSE. FOR MEDIANS WIDER THAN 6', PAVING SHALL EXTEND 10' FROM NOSE. ALL DISTANCES ARE MINIMUM.

**JOHN KING BOULEVARD
MEDIAN IMPROVEMENT
DETAILS
PAVING DETAILS**

PROJECT TITLE:
**JOHN KING BOULEVARD
MEDIAN IMPROVEMENT**

mima
mycoskie+mcinnis+associates
civil engineering surveying landscape architecture planning
type registration number: f-2759
200 east ohrum
orlington, texas 76010
817-469-1671
fax: 817-274-8757
www.mimatexas.com

STATE OF TEXAS
ANDRES E. CASCO
9493B
3-20-13

FOR REVIEW & PERMIT ONLY
PROJECT NUMBER: 2651-00-02
PROJECT MANAGER: J. SUMPTER
DRAWN BY: S. BELL
CHECKED BY: A. CASCO
ISSUE DATE: 03/20/2013

REV. DATE DESCR. BY

SHEET CONTENT:
**PAVING
DETAILS**

SHEET NO:
3

COPYRIGHT © 2013 MMA, INC.