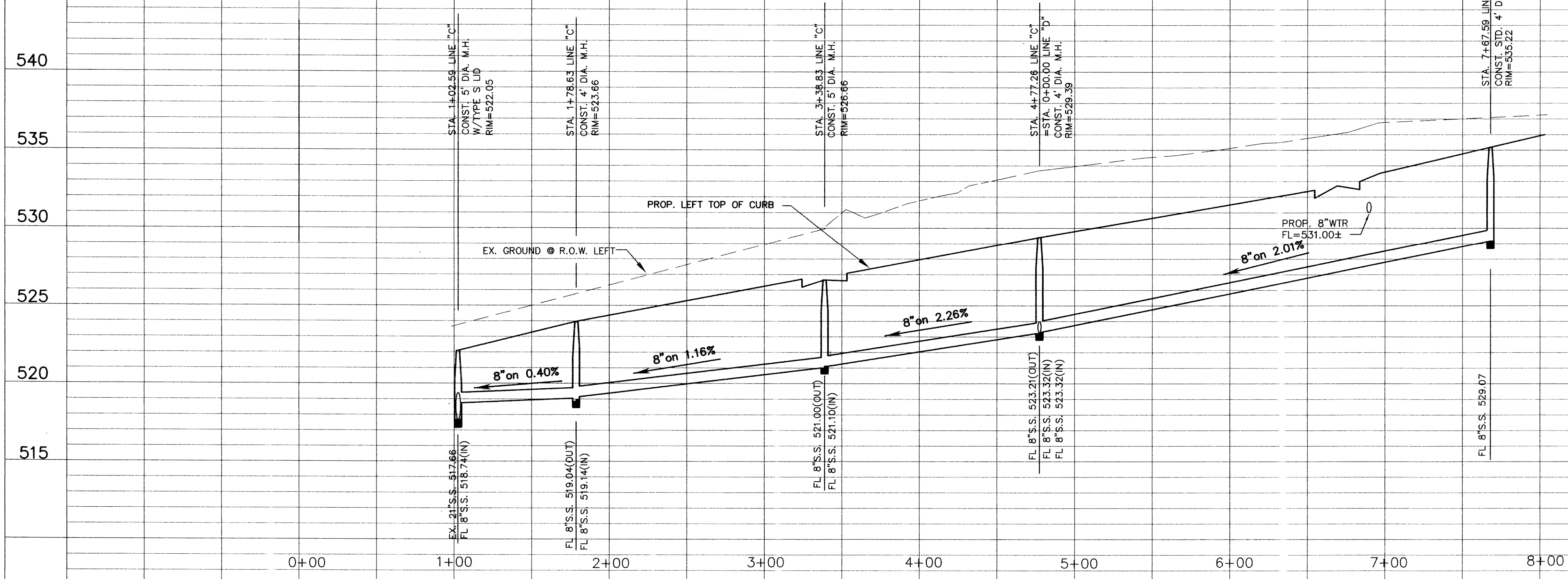
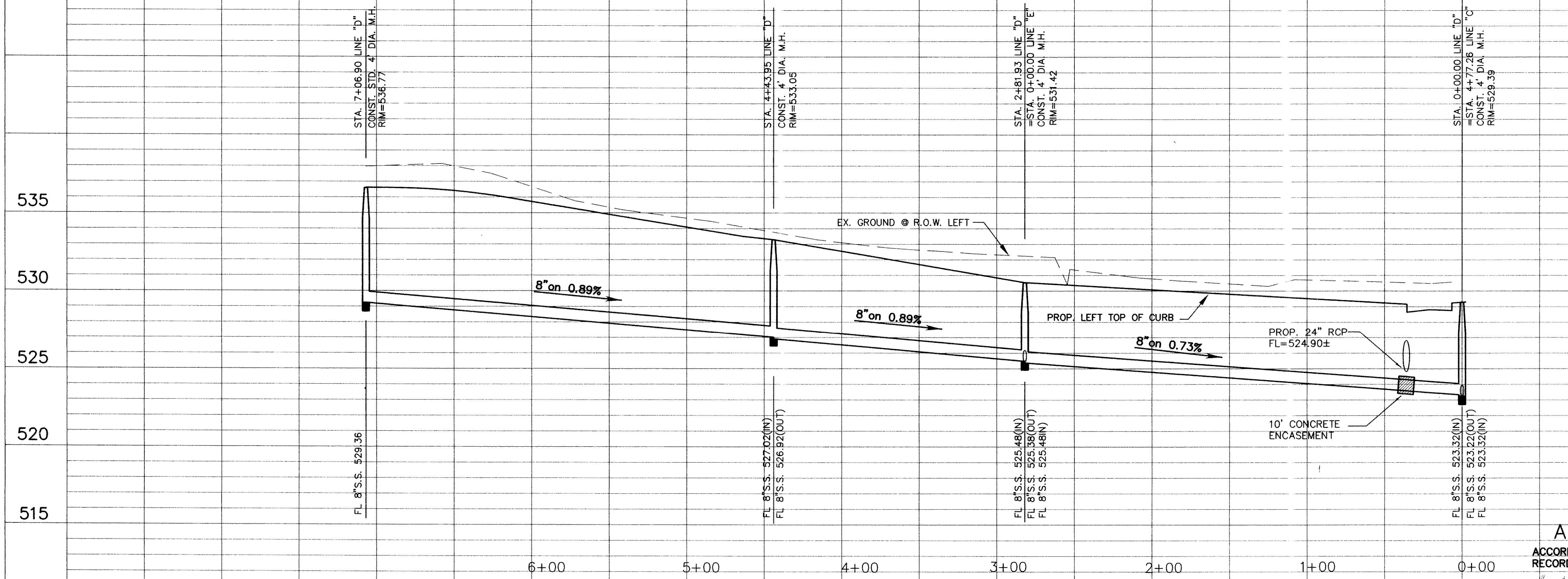


SAN. SWR. LINE C



SAN. SWR. LINE D



"The method for penetrating the new manhole shall be by coring or pouring concrete around the new incoming gravity pipeline. Care shall be exercised so that debris does not enter the manhole or pipeline. The cored hole shall be sealed by installing synchflex on the wall of the cored hole and on the pipe O.D. and the annular space filled with non-shrink grout. The cored hole shall be a minimum of two inches larger than the O.D. of the pipe."

"The invert of the manhole shall be reworked and regouted to form a smooth flow transition from new pipe to existing pipe."

"Connection of the proposed lines to NTMWD's existing manholes or pipeline shall be accomplished in a minimum time during periods of low flow."


"Arrangements for pumping around proposed work will need to be provided by the contractor."

"Connections to existing 21" NTMWD sewer lines shall be by connecting and matching top of pipe elevation of proposed incoming 8" sanitary sewer with the top of existing NTMWD 21" gravity sewer line."

**CAUTION!!!!
EXISTING UTILITIES**

EXISTING UTILITIES AND UNDERGROUND FACILITIES INDICATED ON THESE PLANS HAVE BEEN LOCATED FROM REFERENCE INFORMATION. IT SHALL BE THE RESPONSIBILITY OF THE CONTRACTOR TO VERIFY BOTH HORIZONTALLY AND VERTICALLY THE LOCATION OF ALL EXISTING UTILITIES AND UNDERGROUND FACILITIES PRIOR TO CONSTRUCTION. TO TAKE NECESSARY PRECAUTIONS IN ORDER TO PROTECT ALL FACILITIES ENCOUNTERED. THE CONTRACTOR SHALL PRESERVE AND PROTECT ALL EXISTING UTILITIES FROM DAMAGE DURING CONSTRUCTION.

- BENCH MARK #1**
 BRONZE DISC AT SOUTHEAST CORNER OF SERVICE ROAD OF I.H. 30 AND MIMS ROAD.
 ELEV. = 566.25
- BENCH MARK #1**
 R.R. SPIKE IN POWER POLE 50'± NORTH OF TUBBS ROAD AND 300'± EAST OF TEXAS AVE.
 ELEV. = 531.37



AS-BUILT

ACCORDING TO CONTRACTORS RECORDS
G.W. Finley
 DATED: 9-25-01

SANITARY SEWER PROFILES						
WINDMILL RIDGE ESTATES PHASE IV-B						
City of Rockwall, Rockwall County, Texas						
KPA CONSULTING, INC.						
14800 Quorum Drive ~ Suite 500 ~ Dallas, Texas 75248						
DESIGN	DRAWN	DATE	SCALE	NOTES	FILE	NO.
G.W.F.	B.J.	1/23/01	1"=4' V 1"=40' H	K.P.A.	99061	21