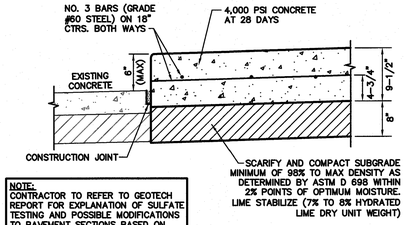

NOTE:
CONTRACTOR TO REFER TO GEOTECH REPORT FOR EXPLANATION OF SULFATE TESTING AND POSSIBLE MODIFICATIONS TO PAVEMENT SECTIONS BASED ON FIELD SOIL TESTING.

NOTE:
FOR TRUCK TRAFFIC, FIRELANE AND DRIVE AREAS, A MINIMUM OF 6 SACK CONCRETE MIX WILL BE NEEDED FOR MACHINE FINISHED AREAS AND A MINIMUM OF 6.5 SACK CONCRETE MIX WILL BE NEEDED FOR HAND FINISHED AREAS PER CITY OF ROCKWALL STANDARDS.

NOTE:
REFER TO GEOTECH REPORT FOR FURTHER INFORMATION.

1 CONCRETE PAVEMENT SECTION

NOT TO SCALE

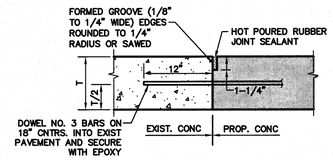

2 PAVEMENT CONNECTION

NOT TO SCALE

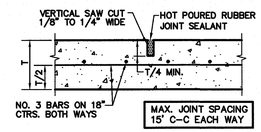

3 SAWED DUMMY JOINT

NOT TO SCALE

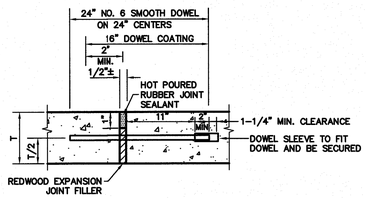

4 EXPANSION JOINT

NOT TO SCALE

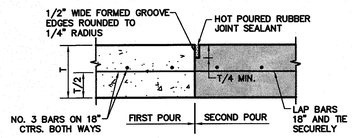

5 CONSTRUCTION JOINT

NOT TO SCALE

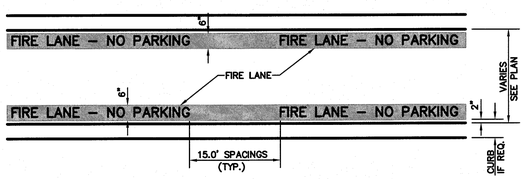

GENERAL NOTE:
A. STRIPING TO BE DONE IN ACCORDANCE WITH CITY STANDARDS.

STRIPING DETAIL NOTE:
A. PAINT:
1. STRIPE SHALL BE SIX (6) INCHES WIDE PAINTED WITH AN EXTERIOR ACRYLIC LATEX PAINT.
A. COLOR SHALL BE "TRAFFIC RED" GLIDDEN NO. 63251 OR EQUAL.
2. LETTERS SHALL BE FOUR (4) INCHES HIGH PAINTED WITH AN EXTERIOR ACRYLIC LATEX PAINT.
B. COLOR SHALL BE "TRAFFIC WHITE" GLIDDEN NO. 563245 OR EQUAL.
B. APPLICATION:
1. STRIPE MAY BE BRUSHED OR SPRAYED, ONE COAT TO FINISH.
2. LETTERS SHALL BE STENCIL FORMED, BRUSH APPLIED AND SPACED AS DETAILED ON THIS SHEET.

6 FIRE LANE STRIPING

NOT TO SCALE

NOTES:
1. T=PAVEMENT THICKNESS
2. LONGITUDINAL BUTT CONSTRUCTION MAY BE UTILIZED IN PLACE OF LONGITUDINAL HINGED (KEYWAY) JOINT AT CONTRACTORS OPTION.
3. DOWEL BARS SHALL BE DRILLED INTO PAVEMENT HORIZONTALLY BY USE OF A MECHANICAL RIG.
DRILLING BY HAND IS NOT ACCEPTABLE, PUSHING DOWEL BARS INTO GREEN CONCRETE IS NOT ACCEPTABLE.

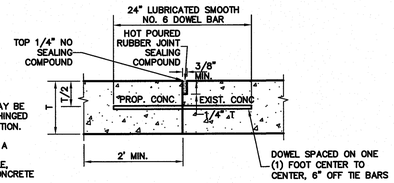

7 LONGITUDINAL BUTT JOINT

NOT TO SCALE

NOTE:
ALL RESPONSIBILITY FOR ADEQUACY OF DESIGN REMAINS WITH THE ENGINEER. THE CITY OF ROCKWALL, IN REVIEWING AND RELEASING PLANS FOR CONSTRUCTION, ASSUMES NO RESPONSIBILITY FOR ADEQUACY OR ACCURACY OF DESIGN.

RECORD DRAWING

THE SIGNED AND SEALED CONSTRUCTION DOCUMENT HAS BEEN REVISED TO REFLECT CONSTRUCTION RECORDS MAINTAINED AND PROVIDED BY THE CONTRACTOR FOR THIS PROJECT. THE INFORMATION SHOWN ON THIS RECORD DRAWING, WHICH WAS PROVIDED BY THE CONTRACTOR, OR OTHERS NOT ASSOCIATED WITH THE DESIGN ENGINEER, CANNOT BE VERIFIED FOR ACCURACY OR COMPLETENESS. PACHECO KOCH SHALL ASSUME NO LIABILITY FOR ANY CHANGES MADE DURING CONSTRUCTION THAT WERE NOT SPECIFICALLY APPROVED BY THE ENGINEER PRIOR TO CONSTRUCTION. THE SEALED CONSTRUCTION DRAWINGS ARE ON FILE AT THE OFFICES OF PACHECO KOCH.

ATTESTED BY:

SIGNATURE:

ENGINEER OF RECORD: KYLE F. WHITIS

CONTRACTOR: BECK

DATE REVISED: 07/07/2014

10/08/2013
STATE OF TEXAS
KYLE F. WHITIS
101330
LICENSED
PROFESSIONAL ENGINEER

THE SEAL APPEARING ON THIS DOCUMENT WAS AUTHORIZED BY KYLE F. WHITIS, P.E. 101330 ON 10/08/2013. ALTERATION OF A SEALED DOCUMENT WITHOUT PROPER NOTIFICATION TO THE RESPONSIBLE ENGINEER IS AN OFFENSE UNDER THE TEXAS ENGINEERING PRACTICE ACT.

NO.	DATE	REVISION

Pacheco Koch
8350 N. CENTRAL EXPWY. SUITE 1000
DALLAS, TX 75206 972.235.3031
TX REG. ENGINEERING FIRM F-14439
TX REG. SURVEYING FIRM LS-101938-05

PAVING DETAILS

WHITMORE MANUFACTURING

PHASE 2B

930 WHITMORE DRIVE

CITY OF ROCKWALL, ROCKWALL COUNTY, TEXAS

DESIGN	DRAWN	DATE	SCALE	NOTES	FILE	NO.
JGW	JGW	OCT 2013	NTS			C2.2

PK FILE: 3273-13.288

DWG FILE: 3273-13.288-GR PAV.DWG
XREF FILE: 3273-13.288-BA.DWG

WHITMORE MANUFACTURING - PHASE 2B

JQUINONES
07/07/2014 – 1:55PM
M:\DWG-32\3273-13.288\DWG\CIVIL C3D 2012\3273-13.288-GR PAV.DWG