


CAUTION !!
 Contractor to excavate with caution in this area. Ex. SOUTHWESTERN BELL CONDUIT LINE may be encountered. Contractor to field verify line location.

CAUTION !!
 Contractor to excavate with caution in this area. Existing 8" Water Line is to be lowered with 4-8" 45° Bands. Refer to Water & Sanitary Sewer Plan.



APPROVED FOR CONSTRUCTION

MAR 27 2000

City of Rockwall Engineering Dept.
 City Engineer: _____

NORTHSTAR REALTY, LTD. (REMAINDER)
 VOL. 1535, PG. 00001 D.R.R.C.T.

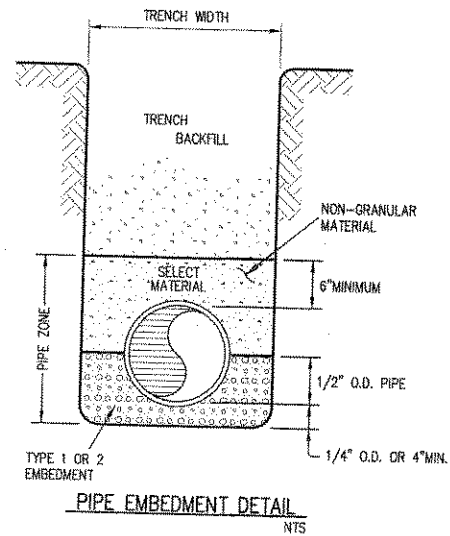
NORTHSTAR REALTY, LTD. (REMAINDER)
 VOL. 1535, PG. 00001 D.R.R.C.T.

CRUSHED LIMESTONE, TYPE 1, EMBEDMENT:
 CRUSHED LIMESTONE SHALL CONSIST OF DURABLE PARTICLES OF CRUSHED STONE RANGING IN SIZE FROM 3/4" TO 1 1/4" WITH PERCENT OF WEAR NOT EXCEEDING 50%. THE GRADATION BASED ON ASTM D448 SIZE #7 IS AS FOLLOWS:

SEIVE SIZE	% BY WEIGHT PASSING
100	100
3/4"	90 - 100
3/8"	20 - 55
No. 4	0 - 10
No. 6	0 - 5

GRAVEL, TYPE 2, EMBEDMENT:
 GRAVEL FOR EMBEDMENT AND/OR ENGAGEMENT, SHALL BE WASHED GRAVEL RANGING IN SIZE FROM 3/4-INCH DIAMETER TO 1 1/4-INCH DIAMETER MEETING THE REQUIREMENTS OF ASTM DESIGNATION C33, GRADATION #7. THE MATERIAL SHALL BE FREE FROM CLAY AND ORGANIC MATERIAL.

SELECT MATERIAL:
 A NON-EXPANSIVE SOIL WITH SUFFICIENT PERMEABILITY CHARACTERISTICS TO ALLOW RAPID ELIMINATION OF SEEPAGE WATER SHALL BE USED AND SHALL HAVE A PLASTICITY INDEX OF 10 OR LESS.




Contractor shall contact underground utility locator service no earlier than 14 days and no later 48 hours prior to any excavation exceeding a depth of 16 inches.
1-800-DIG-TESS

Contractor shall contact the City of Rockwall for information regarding existing water and sanitary sewer mains, laterals and locations
972-771-7790

Storm Sewer General Notes

- All materials and construction shall conform to the City of Rockwall Standards and Specifications except as noted herein or by the City.
- Contractor shall be responsible for maintaining trench safety requirements in accordance with City Standards, Texas State Law, and O.S.H.A. Standards for all excavation in excess of five feet in depth.
- Concrete for inlets and drainage structures shall be 4000 psi at 28 days, unless noted otherwise.
- Construction shall begin at downstream end of project and continue upstream with pipe grooves facing upstream.
- Contractor shall protect all public utilities in the construction of this project.
- The locations of all utilities indicated on these plans are taken from existing public records. The Contractor must determine the exact location and elevation of all public utilities. It shall be the duty of the Contractor to ascertain whether any additional facilities other than those shown on the plans may be present.
- If rock is encountered in the trench, rock spoil shall not be used in the upper 1.5 feet of the trench. The upper 1.5 feet of the trench is to be backfilled only with quality topsoil.

Benchmark:
 City of Rockwall Brass Disk Monument set in Concrete City of Rockwall Monument # R017.
 Elevation = 549.46



revision	date

NDM
NATHAN D. MAIER
 consulting engineers, inc.
 Two Northpark / 8080 Park Lane / Suite 600
 Dallas, Texas 75231 / (214) 739-4741

STORM SEWER PLAN
 WALGREENS - STORE # 5827
 F.M. 740 AND F.M. 3097
 ROCKWALL, ROCKWALL COUNTY, TEXAS

design	drawn	scale	date	notes
NDMCE	NDMCE	NOTED	Mar. 27, 2000	

sheet no.
4
13
 job number
 9905057