

THE SEAL APPEARING ON THIS DOCUMENT WAS AUTHORIZED BY W.L. DOUPRATE II, TEXAS P.E. NO. 60102, F-886, ON DATE: APRIL 18, 2016.

DOUPRATE & ASSOCIATES, INC.
ENGINEERING - PROJECT MANAGEMENT - SURVEYING
2235 RIDGE RD., # 200 ROCKWALL, TEXAS 75087
PHONE: (972)771-9004 FAX: (972)771-9005

EROSION CONTROL PLAN
THE STANDARD
ROCKWALL
CITY OF ROCKWALL,
ROCKWALL COUNTY, TEXAS

REVISION	
CHECKED	W.L.D.
DRAWN	D.A.C.
SCALE	1"=60' H 1"=1' V
DATE	MARCH, 2018
PROJECT	17013
	80

STANDARDS FOR SILT FENCE

DEFINITION

TEMPORARY BARRIER FENCE MADE OF BURLAP OR POLYPROPYLENE MATERIAL WHICH IS WATER PERMEABLE BUT WILL TRAP WATER - BORNE SEDIMENT.

PURPOSE

TO INTERCEPT AND DETAIN WATER - BORNE SEDIMENT FROM UNPROTECTED AREAS OF LIMITED EXTENT.

CONDITIONS WHERE PRACTICE APPLIES

SILT FENCE IS USED DURING THE PERIOD OF CONSTRUCTION NEAR THE PERIMETER OF A DISTURBED AREA TO INTERCEPT SEDIMENT WHILE ALLOWING WATER TO PERCOLATE THROUGH. THIS FENCE SHALL REMAIN IN PLACE UNTIL THE DISTURBED AREA IS PERMANENTLY STABILIZED. SILT FENCE SHOULD NOT BE USED WHERE THERE IS A CONCENTRATION OF WATER IN A CHANNEL OR OTHER DRAINAGE WAY.

DESIGN CRITERIA

SILT FENCE IS CONSTRUCTED NEAR THE PERIMETER OF A DISTURBED SITE WITHIN THE DEVELOPING AREA. IT IS NOT TO BE CONSTRUCTED OUTSIDE THE PROPERTY LINES WITHOUT OBTAINING A LETTER OF PERMISSION FROM THE AFFECTED ADJACENT PROPERTY OWNERS.

A DESIGN IS NOT REQUIRED FOR THE INSTALLATION OF THE SILT FENCE. HOWEVER, THE FOLLOWING CRITERIA SHALL BE OBSERVED:

- DRAINAGE AREA - LESS THAN TWO ACRES
- HEIGHT - 30 INCHES MINIMUM HEIGHT MEASURED FROM EXISTING OR GRADED GROUND.
- MATERIAL - BURLAP, POLYPROPYLENE FABRIC, OR NYLON REINFORCED WITH POLYESTER NETTING. THE MULLEN BURST STRENGTH SHALL BE GREATER THAN 150 PSI. THE EDGES SHALL BE TREATED TO PREVENT UNRAVELING.
- SUPPORT - STEEL FENCE POSTS SPACED A MAXIMUM OF 8 FEET APART. WOVEN WIRE WILL BE USED TO SUPPORT THE MATERIAL.

OUTLET

SILT FENCE SHALL BE PLACED AND CONSTRUCTED IN SUCH A MANNER THAT RUNOFF FROM A DISTURBED SURFACE OR EXPOSED UPLAND AREA SHALL BE INTERCEPTED, SEDIMENT TRAPPED, AND THE SURFACE RUNOFF ALLOWED TO PERCOLATE THROUGH THE STRUCTURE. SILT FENCE SHALL BE PLACED IN SUCH A MANNER THAT SURFACE RUNOFF WHICH PERCOLATES THROUGH WILL FLOW ONTO AN UNDISTURBED STABILIZED AREA OR STABILIZED OUTLET.

- NOTES:
1. SHOULD WORK CEASE FOR A PERIOD OF 21 DAYS PERMANENT STABILIZATION SHALL BE INSTALLED.
 2. SHOULD THE CONTRACTOR STORE ANY FUEL OR OTHER HAZARDOUS MATERIAL ONSITE THIS PLAN WILL BE MODIFIED TO REFLECT PROTECTION MEASURES.

EROSION CONTROL GENERAL NOTES

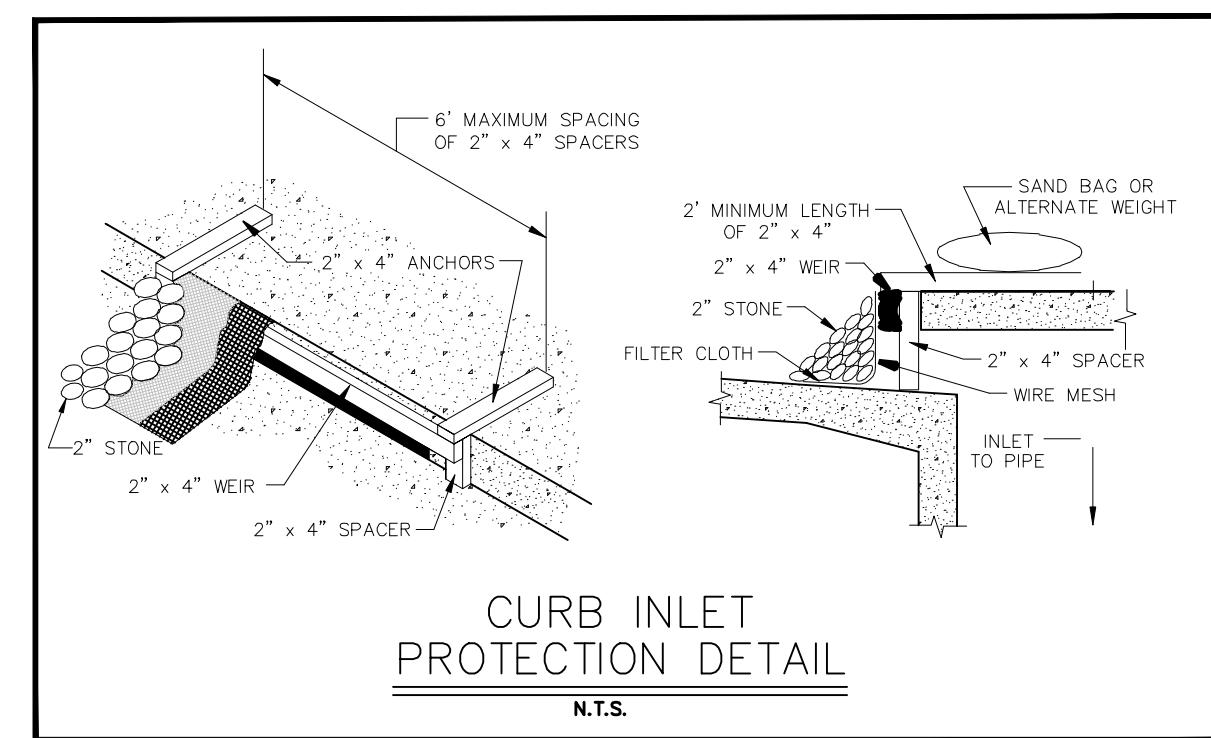
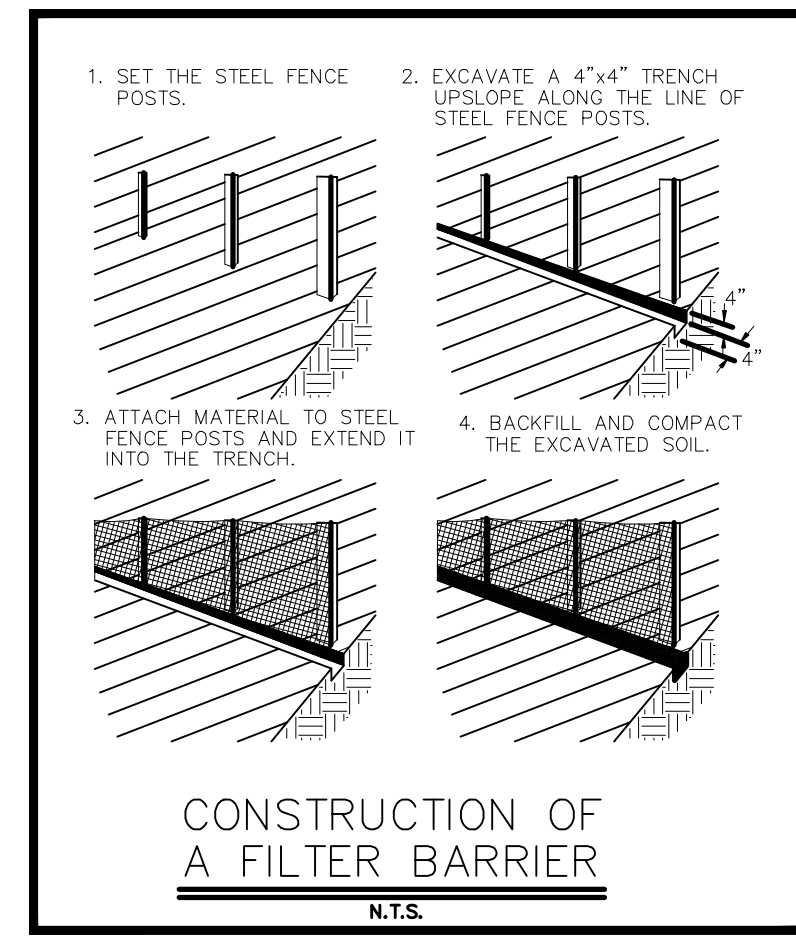
1. STEEL POSTS WHICH SUPPORT THE SILT FENCE SHALL BE INSTALLED ON A SLIGHT ANGLE TOWARD THE ANTICIPATED RUNOFF SOURCE.
2. THE TOE OF THE SILT FENCE SHALL BE TRENCHED IN WITH A SPADE OR MECHANICAL TO THE LINE OF FLOW.
- FOR THE SILT FENCE TO BE LAID IN THE GROUND AND BACKFILLED.
4. SILT FENCE SHOULD BE SECURELY FASTENED TO EACH STEEL SUPPORT POST OR TO WOVEN WIRE, WHICH IS IN TURN ATTACHED TO THE STEEL FENCE POSTS.
5. INSPECTION SHALL BE FREQUENT AND REPAIR OR REPLACEMENT SHALL BE MADE PROMPTLY AS NEEDED.
- BLOCK OR IMPEDE STORM FLOW OR DRAINAGE.
7. SEDIMENT TRAPPED BY THIS PRACTICE SHALL BE DISPOSED OF IN AN APPROVED SITE IN A MANNER THAT WILL NOT CONTRIBUTE TO ADDITIONAL SILTATION.
- DISPOSED OF IN AN APPROVED SPOIL SITE OR AS IN NO. 7 ABOVE.
9. EROSION PROTECTION WILL BE DELETED OR ADDED PER THE CITY OF ROCKWALL.
10. THE CONTRACTOR SHALL COMPLY WITH ALL APPLICABLE FEDERAL, STATE, AND LOCAL EROSION, CONSERVATION, AND SILTATION ORDINANCES. THE CONTRACTOR SHALL REMOVE ALL TEMPORARY EROSION CONTROL DEVICES UPON COMPLETION OF PERMANENT DRAINAGE FACILITIES AND THE ESTABLISHMENT OF A STAND OF GRASS OR OTHER GROWTH TO PREVENT EROSION.
11. ALL SEEDING AND FERTILIZATION OF DISTURBED AREAS WILL BE THE RESPONSIBILITY OF THE GRADING CONTRACTOR.

STORM DRAIN INLET PROTECTION CONSTRUCTION SPECIFICATIONS

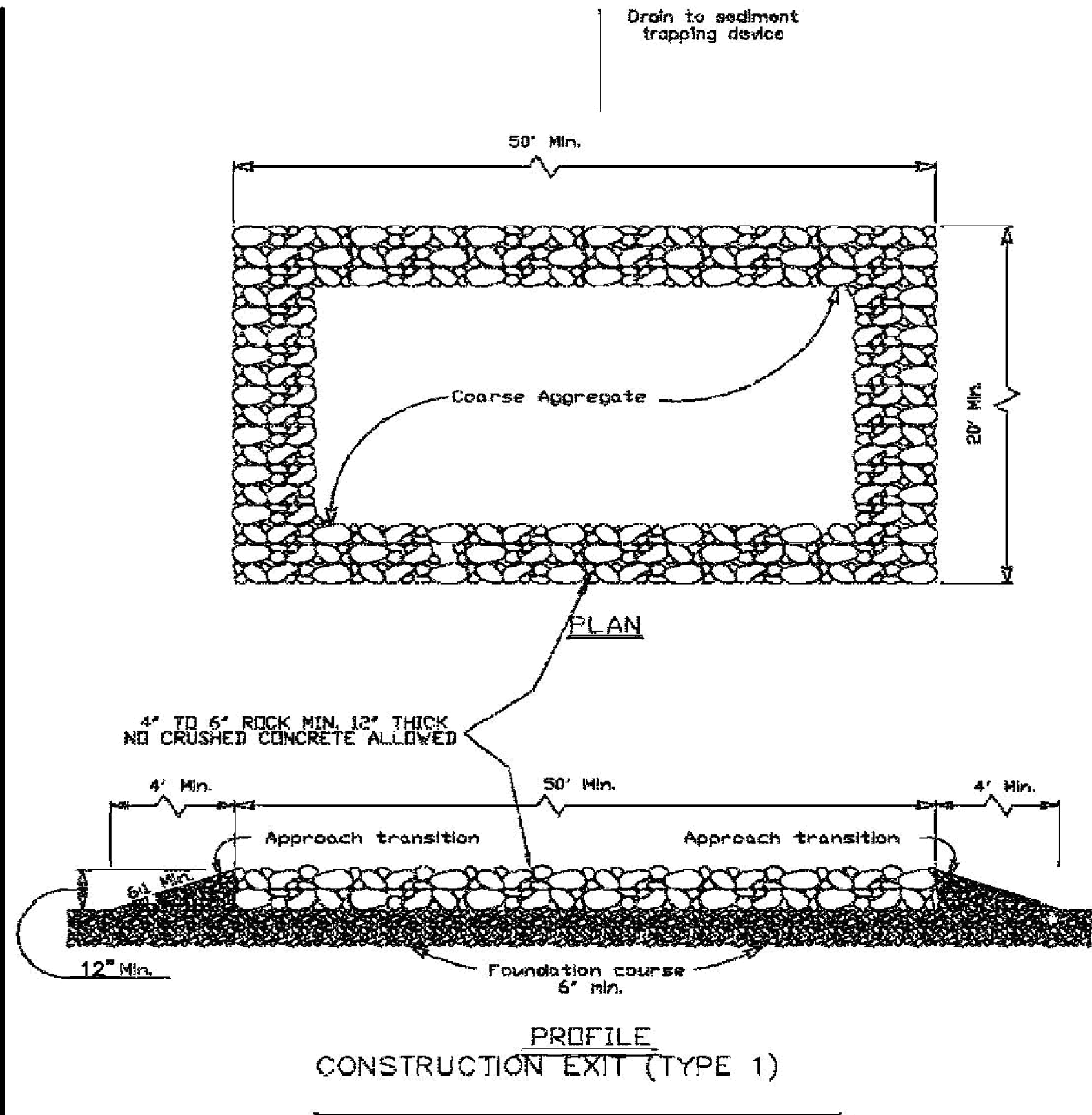
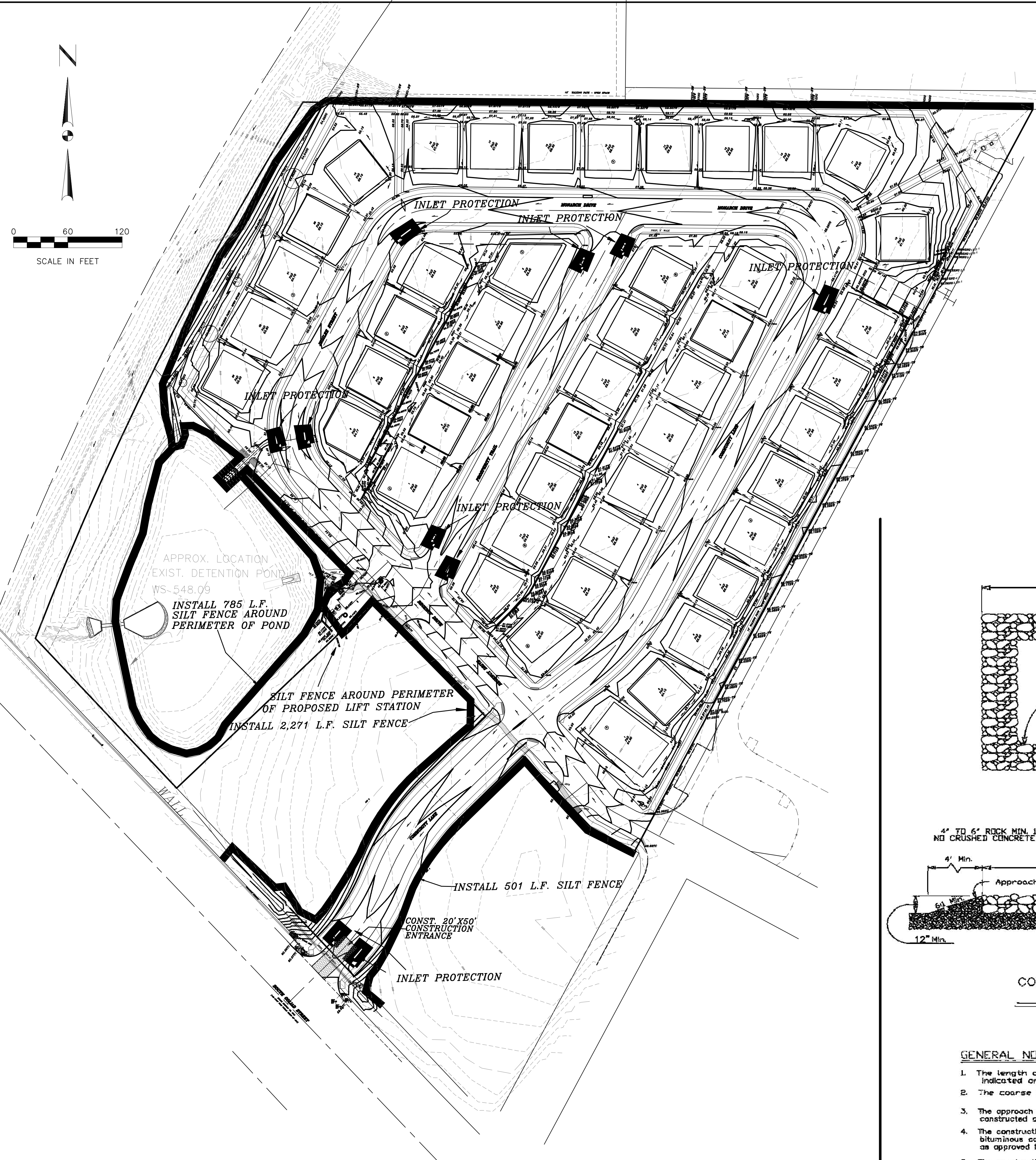
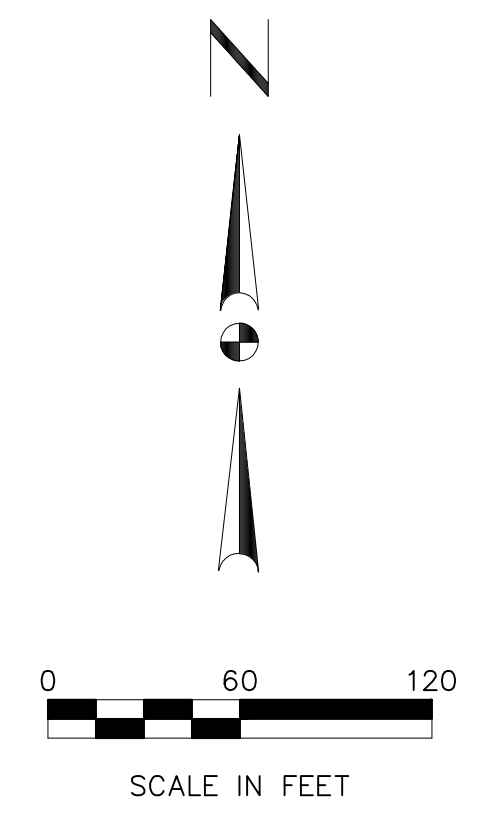
1. STEEL FRAME IS TO BE CONSTRUCTED OF SUITABLE MATERIAL.
2. WIRE MESH MUST BE OF SUFFICIENT STRENGTH TO SUPPORT FILTER FABRIC, AND STONE FOR CURB INLETS, WITH WATER FULLY IMPOUNDED AGAINST IT.
3. FILTER CLOTH MUST BE OF A TYPE APPROVED FOR THIS PURPOSE; RESISTANT TO SUNLIGHT WITH SIEVE SIZE, EOS, 40-85, TO ALLOW SUFFICIENT PASSAGE OF WATER AND REMOVAL OF SEDIMENT.
4. STONE IS TO BE 2" IN SIZE AND CLEAN; SINCE FINES WOULD CLOG THE CLOTH.
5. THE ASSEMBLY SHALL BE PLACED SO THAT THE END SPACERS ARE A MINIMUM 1" BEYOND BOTH ENDS OF THE THROAT OPENING.
6. FORM THE WIRE MESH AND FILTER CLOTH TO THE CONCRETE CUTTER AND AGAINST THE FACE OF CURB ON BOTH SIDES OF THE INLET. PLACE CLEAN 2" STONE OVER THE WIRE MESH AND FILTER FABRIC IN SUCH A MANNER AS TO PREVENT WATER FROM ENTERING THE INLET UNDER OR AROUND THE FILTER CLOTH.
7. THIS TYPE OF PROTECTION MUST BE INSPECTED FREQUENTLY AND THE FILTER CLOTH AND STONE REPLACED WHEN CLOGGED WITH SEDIMENT.
8. ASSURE THAT STORM FLOW DOES NOT BYPASS INLET BY INSTALLING TEMPORARY EARTH OR ASPHALT DIKES DIRECTING FLOW INTO INLET.

- NOTE:
1. SILTATION FENCE SHALL BE PLACED AROUND INLETS DURING CONSTRUCTION.
 2. 75%-80% OF ALL DISTURBED AREAS TO HAVE MINIMUM 1" STAND OF GRASS (NOT RYE OR WEEDS) PRIOR TO CITY ACCEPTANCE.

EROSION CONTROL DETAILS



REVISED TO CONFORM TO CONSTRUCTION RECORDS.
DATE: 8-10-20



GENERAL NOTES

1. The length of the type 1 construction exit shall be as indicated on the plans, but not less than 50'.
2. The coarse aggregate should be open graded with a size of 4' to 8'.
3. The approach transitions should be no steeper than 5:1 and constructed as directed by the Engineer.
4. The construction exit foundation course shall be flexible base, bituminous concrete, portland cement concrete or other material as approved by the Engineer.
5. The construction exit shall be graded to allow drainage to a sediment trapping device.
6. The guidelines shown hereon are suggestions only and may be modified by the Engineer.