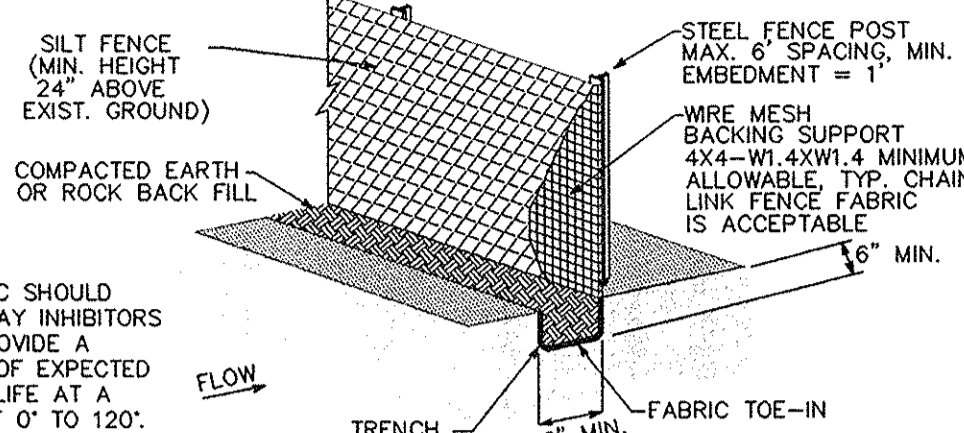


**SILT FENCE GENERAL NOTES:**

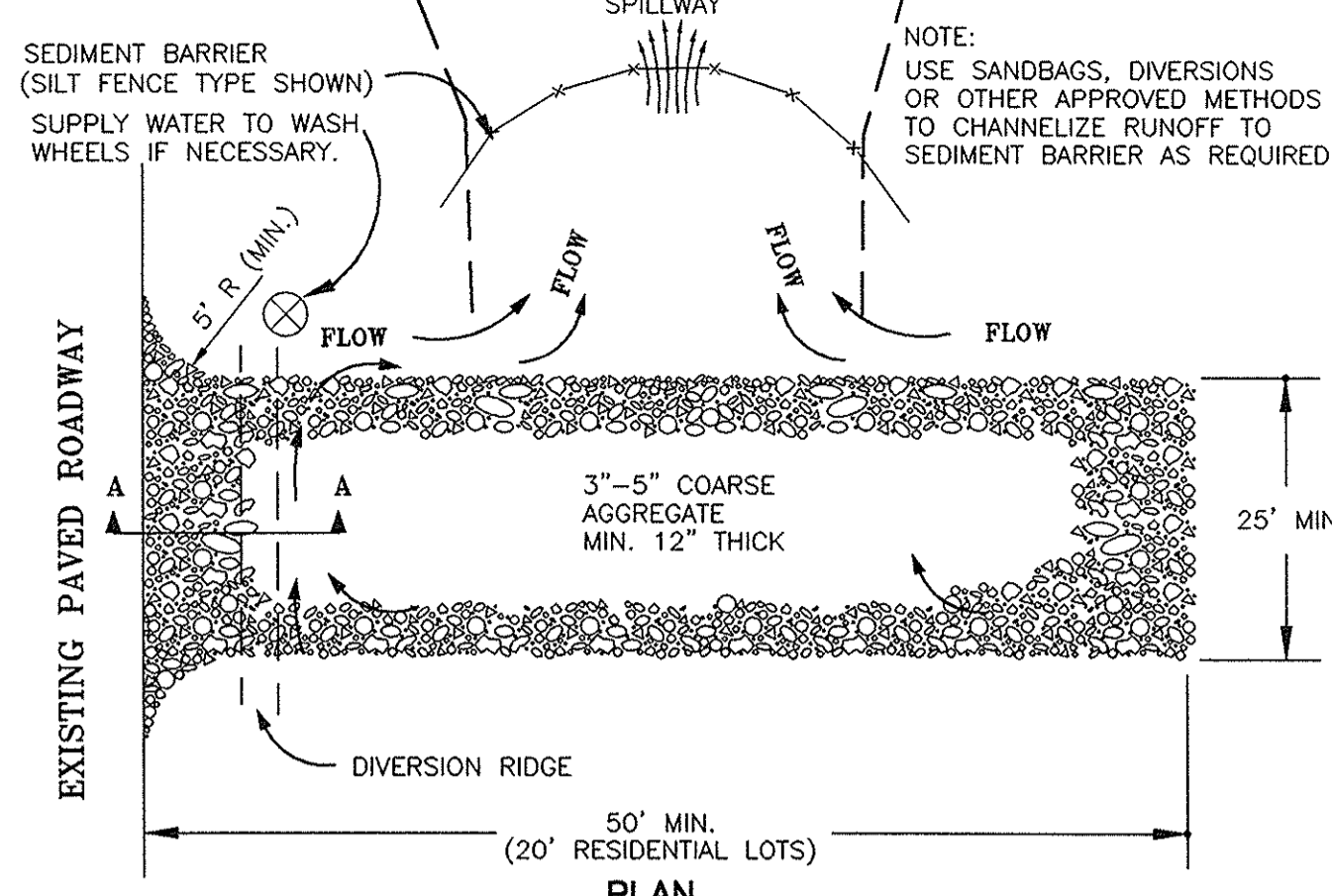
- STEEL POSTS WHICH SUPPORT THE SILT FENCE SHALL BE INSTALLED ON A SLIGHT ANGLE TOWARD THE ANTICIPATED RUNOFF SOURCE. POSTS MUST BE EMBEDDED A MINIMUM OF ONE FOOT.
- THE TOP OF THE SILT FENCE SHALL BE TRENCHED IN WITH A SPADE OR MECHANICAL TRENCHER, SO THAT THE DOWN SLOPE FACE OF THE TRENCH IS FLAT AND PERPENDICULAR TO THE LINE OF FLOW. WHERE FENCE CANNOT BE TRENCHED IN (E.G. PAVEMENT), WEIGHT FABRIC FLAP WITH ROCK ON UPDRILL SIDE TO PREVENT FLOW FROM SEEPING UNDER FENCE.
- THE TRENCH MUST BE A MINIMUM OF 6 INCHES DEEP AND 6 INCHES WIDE TO ALLOW FOR THE SILT FENCE FABRIC TO BE LAD IN THE GROUND AND BACK FILLED WITH COMPACTED MATERIAL.
- SILT FENCE SHOULD BE SECURELY FASTENED TO EACH STEEL SUPPORT POST OR TO WOOD NAILS WHICH IN TURN IS ATTACHED TO THE STEEL FENCE POST. THERE SHALL BE A 3 FOOT OVERLAP, SECURELY FASTENED WHERE ENDS OF FABRIC MEET.
- INSPECTION SHALL BE MADE EVERY TWO WEEKS AND AFTER EACH 1/2" RAINFALL. REPAIR OR REPLACEMENT SHALL BE MADE PROMPTLY AS NEEDED.
- SILT FENCE SHALL BE REMOVED WHEN THE SITE IS COMPLETELY STABILIZED SO AS NOT TO BLOCK OR IMPED STORM FLOW OR DRAINAGE.
- ACCUMULATED SILT SHALL BE REMOVED WHEN IT REACHES A DEPTH OF HALF THE HEIGHT OF THE FENCE. THE SILT SHALL BE DISPOSED OF AT AN APPROVED SITE AND IN SUCH A MANNER AS TO NOT CONTRIBUTE TO ADDITIONAL SILTATION.

NOTE:  
SYNTHETIC FILTER FABRIC SHOULD CONTAIN ULTRAVIOLET RAY INHIBITORS AND STABILIZERS TO PROVIDE A MINIMUM OF 6 MONTHS OF EXPECTED USABLE CONSTRUCTION LIFE AT A TEMPERATURE RANGE OF 0° TO 120°.



**SILT FENCE**  
NOT TO SCALE

01  
C4.02

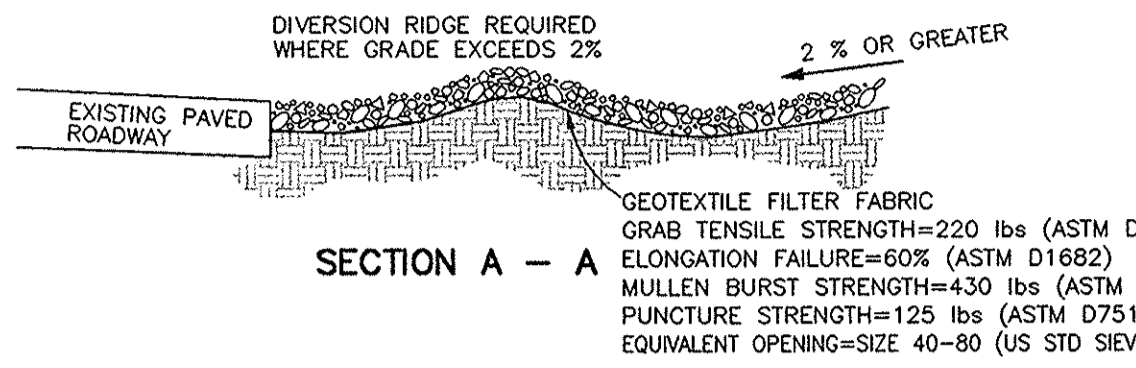


**CONSTRUCTION ENTRANCE**  
NOT TO SCALE

02  
C4.02

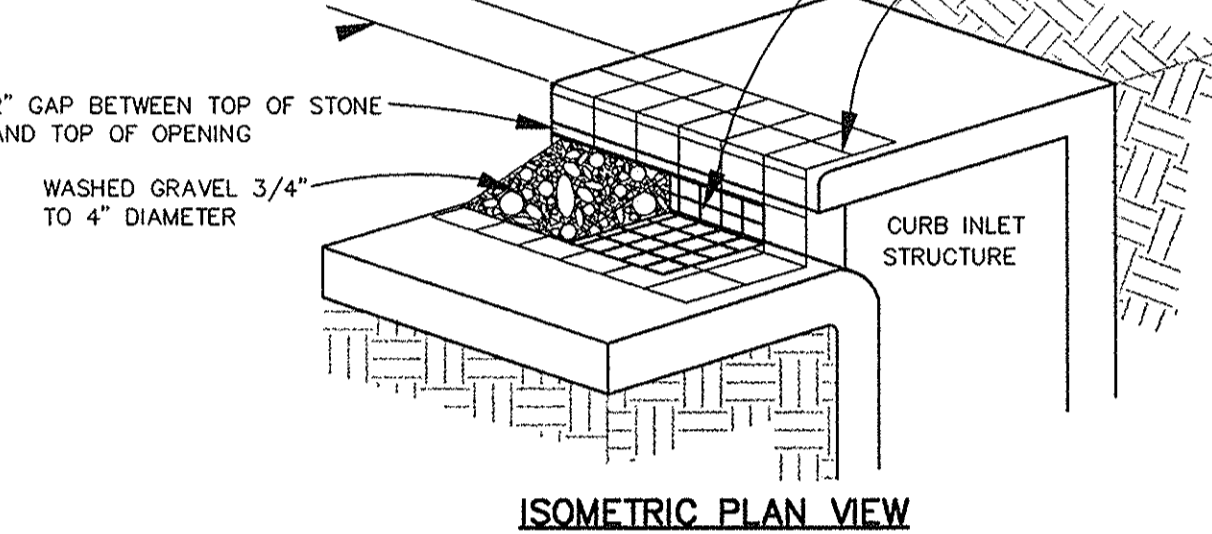
**STABILIZED CONSTRUCTION ENTRANCE GENERAL NOTES:**

- STONE SHALL BE 3 TO 5 INCH DIAMETER CRUSHED ROCK (NO CRUSHED CONCRETE ALLOWED).
- LENGTH SHALL BE SHOWN ON PLANS, WITH A MINIMUM LENGTH OF 30 FEET FOR LOTS WHICH ARE LESS THAN 150 FEET FROM EDGE OF PAVEMENT. THE MINIMUM DEPTH IN ALL OTHER CASES SHALL BE 50 FEET.
- THE THICKNESS SHALL NOT BE LESS THAN 12 INCHES.
- THE WIDTH SHALL BE NO LESS THAN THE FULL WIDTH OF ALL POINTS OF INGRESS OR EGRESS.
- WHEN NECESSARY, VEHICLES SHALL BE CLEANED TO REMOVE SEDIMENT PRIOR TO ENTRANCE ONTO A PUBLIC ROADWAY. WHEN WASHING IS REQUIRED, IT SHALL BE DONE ON AN AREA STABILIZED WITH CRUSHED STONE WITH DRAINAGE FLOWING AWAY FROM BOTH THE STREET AND THE STABILIZED ENTRANCE. ALL SEDIMENT SHALL BE PREVENTED FROM ENTERING ANY STORM DRAIN, DITCH OR WATERCOURSE USING APPROVED METHODS.
- THE ENTRANCE SHALL BE MAINTAINED IN A CONDITION WHICH WILL PREVENT TRACKING OR FLOWING OF SEDIMENT ONTO PAVED SURFACES. THIS MAY REQUIRE PERIODIC TOP DRESSING WITH ADDITIONAL STONE AS CONDITIONS DEMAND. ALL SEDIMENT SPILLED, DROPPED, WASHED, OR TRACKED ONTO PAVED SURFACES MUST BE REMOVED IMMEDIATELY.
- THE ENTRANCE MUST BE PROPERLY GRADED OR INCORPORATE A DRAINAGE SWALE TO PREVENT RUNOFF FROM LEAVING THE CONSTRUCTION SITE.

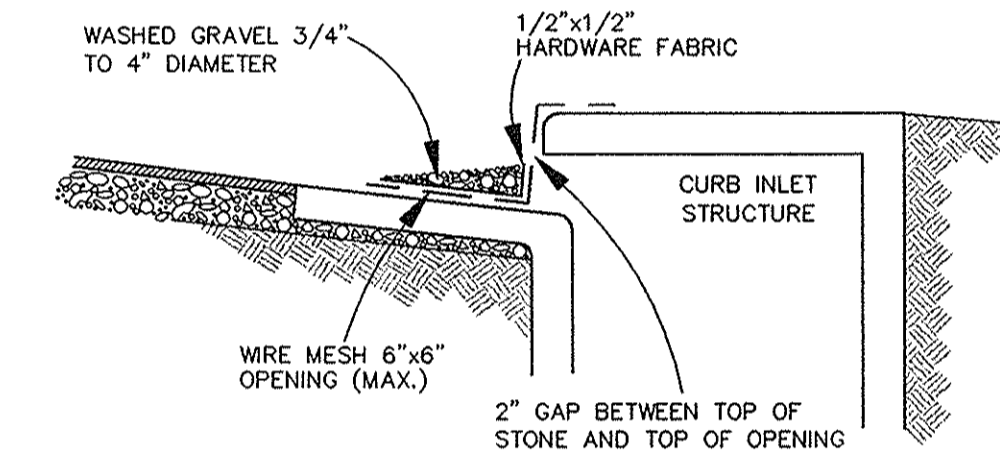


**SECTION A - A**

NOTE:  
EXTEND MESH, FABRIC AND FILTER STONE 12" BEYOND END OF INLET ON BOTH ENDS.



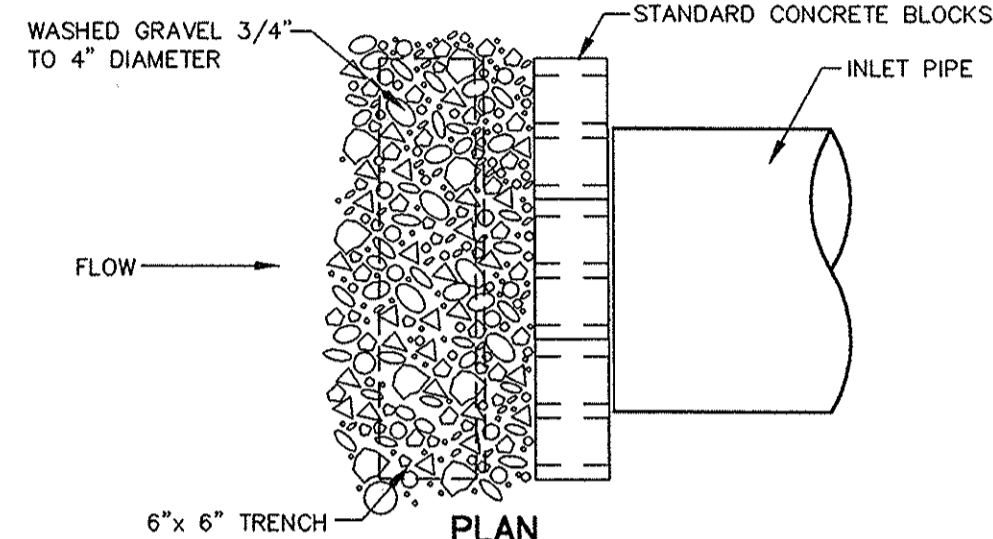
**ISOMETRIC PLAN VIEW**



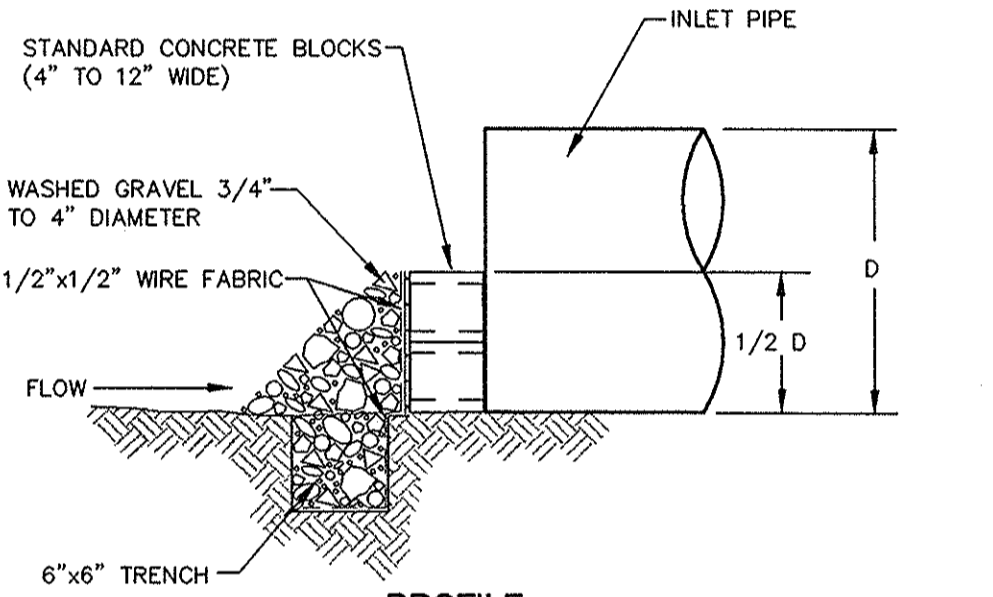
**INLET SECTION**

**CURB INLET PROTECTION**  
NOT TO SCALE

04  
C4.02



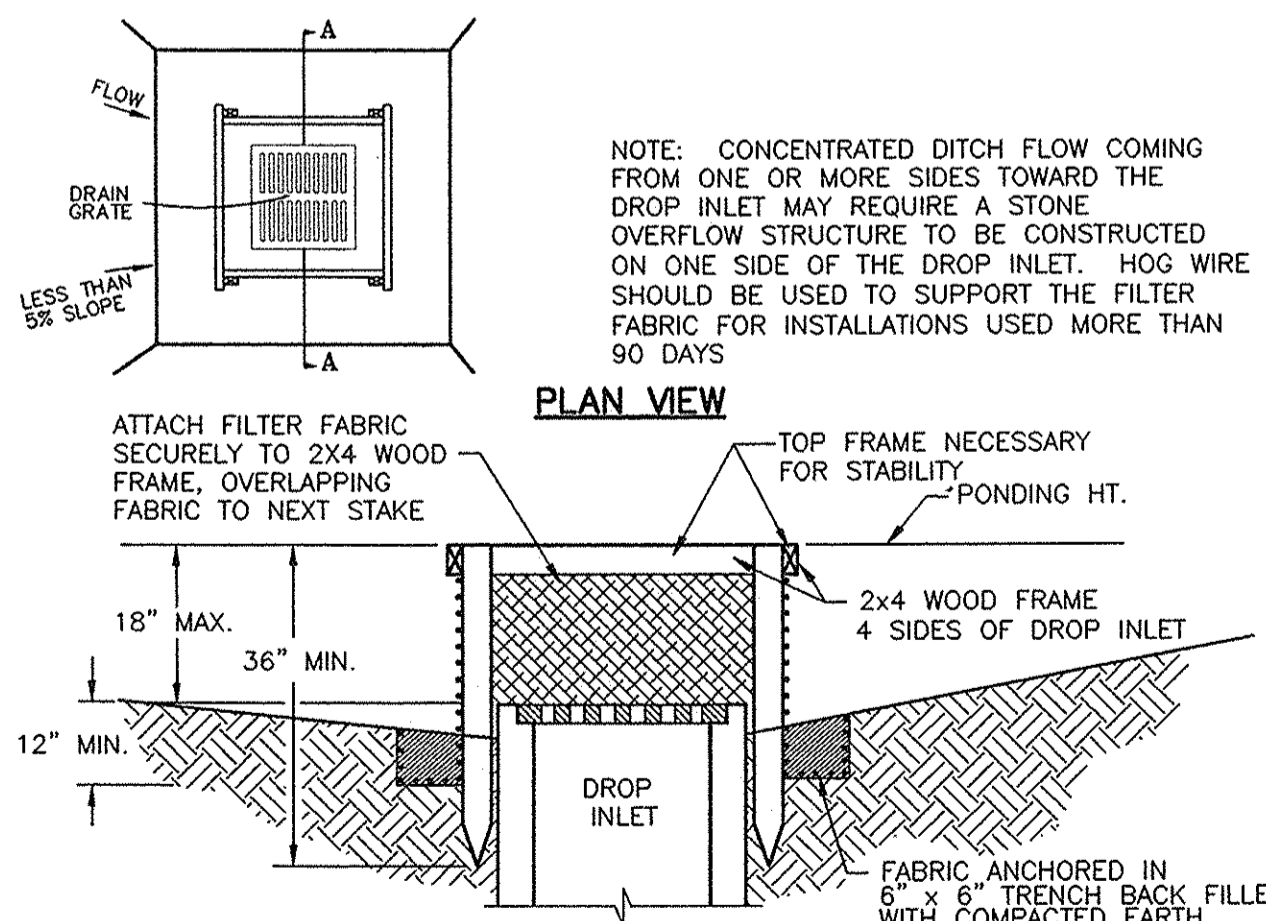
**PLAN**



**PROFILE**

**PIPE INLET PROTECTION**  
NOT TO SCALE

03  
C4.02



**SECTION A-A**

**DROP INLET PROTECTION**  
NOT TO SCALE

05  
C4.02

**SOLID WASTE MANAGEMENT**

**DESCRIPTION**  
LARGE VOLUMES OF SOLID WASTE ARE OFTEN GENERATED AT CONSTRUCTION SITES INCLUDING: PACKAGING, PALLETS, WOOD WASTE, CONCRETE WASTE, SOIL, ELECTRICAL WIRING, CUTTINGS, AND A VARIETY OF OTHER MATERIALS. THE SOLID WASTE MANAGEMENT PRACTICES LISTED BELOW ARE INTENDED TO MINIMIZE THE POTENTIAL OF STORM WATER CONTAMINATION FROM SOLID WASTE THROUGH APPROPRIATE STORAGE AND DISPOSAL PRACTICES.

**PRIMARY USE**  
THESE PRACTICES SHOULD BE A PART OF ALL CONSTRUCTION PRACTICES. BY LIMITING THE TRASH AND DEBRIS ON SITE, STORM WATER QUALITY IS IMPROVED ALONG WITH REDUCED CLEAN UP REQUIREMENTS AT THE COMPLETION OF THE PROJECT.

**APPLICATIONS**  
THE SOLID WASTE MANAGEMENT PRACTICE FOR CONSTRUCTION SITES IS BASED ON PROPER STORAGE AND DISPOSAL PRACTICES BY CONSTRUCTION WORKERS AND SUPERVISORS. KEY ELEMENTS OF THE PROGRAM ARE EDUCATION AND MODIFICATION OF IMPROPER DISPOSAL HABITS. COOPERATION AND ENFORCEMENT IS REQUIRED ON THE PART OF SUPERVISORS AND WORKERS TO ENSURE THAT THE RECOMMENDATIONS AND PROCEDURES ARE FOLLOWED. FOLLOWING ARE LISTS DESCRIBING THE TARGETED MATERIALS AND RECOMMENDED PROCEDURES:

- TARGETED SOLID WASTE MATERIALS: PAPER AND CARDBOARD CONTAINERS, PLASTIC PACKAGING, STYROFOAM PACKING AND FORMS, INSULATION MATERIALS (NON-HAZARDOUS), WOOD PALLETS, WOOD CUTTINGS, PIPE AND ELECTRICAL CUTTINGS, CONCRETE, BRICK, AND MORTAR WASTE, SHINGLE CUTTINGS AND WASTE, ROOFING TAR, STEEL (CUTTINGS, NAILS, RUST RESIDUE), GYPSUM BOARD CUTTINGS AND WASTE, MISCELLANEOUS CUTTINGS AND WASTE, FOOD WASTE, DEMOLITION WASTE.
- STORAGE PROCEDURES:
  - WHEREVER POSSIBLE, MINIMIZE PRODUCTION OF SOLID WASTE MATERIALS.
  - DESIGNATE A FOREMAN OR SUPERVISOR TO OVERSEE AND ENFORCE PROPER SOLID WASTE PROCEDURES.
  - INSTRUCT CONSTRUCTION WORKERS IN PROPER SOLID WASTE PROCEDURES.
  - SEGREGATE POTENTIALLY HAZARDOUS WASTE FROM NON-HAZARDOUS CONSTRUCTION SITE DEBRIS.
  - KEEP SOLID WASTE MATERIALS UNDER COVER IN EITHER A CLOSED DUMPSTER OR OTHER ENCLOSED TRASH CONTAINER THAT LIMITS CONTACT WITH RAIN AND RUNOFF.
  - STORE WASTE MATERIALS AWAY FROM DRAINAGE DITCHES, SWALES AND CATCH BASINS.
  - DO NOT ALLOW TRASH CONTAINERS TO OVERFLOW.
  - DO NOT ALLOW WASTE MATERIALS TO ACCUMULATE ON THE GROUND.
  - PROHIBIT LITTERING BY WORKERS AND VISITORS.
  - CLEAN UP DAILY FOR LITTER AND DEBRIS.
  - ENFORCE SOLID WASTE HANDLING AND STORAGE PROCEDURES.
- DISPOSAL PROCEDURES:
  - IF FEASIBLE, SEGREGATE RECYCLABLE WASTES FROM NON-RECYCLABLE WASTE MATERIALS AND DISPOSE OF PROPERLY.
  - GENERAL CONSTRUCTION DEBRIS MAY BE HAULED TO A LICENSED CONSTRUCTION DEBRIS LANDFILL (TYPICALLY LESS EXPENSIVE THAN A SANITARY LANDFILL).
  - USE WASTE FACILITIES APPROVED BY LOCAL JURISDICTION.
  - RUNOFF WHICH COMES INTO CONTACT WITH UNPROTECTED WASTE SHALL BE DIRECTED INTO STRUCTURAL TREATMENT SUCH AS SILT FENCE TO REMOVE DEBRIS.
- EDUCATION:
  - EDUCATE ALL WORKERS ON SOLID WASTE STORAGE AND DISPOSAL PROCEDURES.
  - INSTRUCT WORKERS IN IDENTIFICATION OF SOLID WASTE AND HAZARDOUS WASTE.
  - HAVE REGULAR MEETINGS TO DISCUSS AND REINFORCE DISPOSAL PROCEDURES (INCORPORATE IN REGULAR SAFETY SEMINARS).
  - CLEARLY MARK ON ALL SOLID WASTE CONTAINERS WHICH MATERIALS ARE ACCEPTABLE.
- QUALITY CONTROL:
  - FOREMAN AND/OR CONSTRUCTION SUPERVISOR SHALL MONITOR ON-SITE SOLID WASTE STORAGE AND DISPOSAL PROCEDURES.
  - DISCIPLINE WORKERS WHO REPEATEDLY VIOLATE PROCEDURES.
- REQUIREMENTS:
  - JOB-SITE WASTE HANDLING AND DISPOSAL EDUCATION AND AWARENESS PROGRAM.
  - COMMITMENT BY MANAGEMENT TO IMPLEMENT AND ENFORCE SOLID WASTE MANAGEMENT PROGRAM.
  - COMPLIANCE BY WORKERS.
  - SUFFICIENT AND APPROPRIATE WASTE STORAGE CONTAINERS.
  - TIMELY REMOVAL OF STORED SOLID WASTE MATERIALS.
  - POTENTIAL MODERATE COST IMPACT FOR ADDITIONAL WASTE STORAGE CONTAINERS.
  - MINIMAL OVERALL COST IMPACT.
- LIMITATIONS:
  - ONLY ADDRESSES NON-HAZARDOUS SOLID WASTE.
  - ONE PART OF A COMPREHENSIVE CONSTRUCTION SITE MANAGEMENT PROGRAM.

TARGETED CONSTITUENTS
SEDIMENT
NUTRIENTS
TOXIC MATERIALS
OIL & GREASE
FLOATABLE MATERIALS
OTHER CONSTRUCTION WASTES

IMPLEMENTATION REQUIREMENTS
CAPITAL COSTS
MAINTENANCE
TRAINING
SUITABILITY FOR SLOPES > 5%

LEGEND
SIGNIFICANT IMPACT
MEDIUM IMPACT
LOW IMPACT
UNKNOWN OR QUESTIONABLE IMPACT

W-1

**CONCRETE WASTE MANAGEMENT**

**DESCRIPTION**  
CONCRETE WASTE AT CONSTRUCTION SITES COMES IN TWO FORMS, EXCESS FRESH CONCRETE MIX INCLUDING TRUCK AND EQUIPMENT WASHING, AND 2) CONCRETE DUST AND CONCRETE DEBRIS RESULTING FROM DEMOLITION. BOTH FORMS HAVE THE POTENTIAL TO IMPACT WATER QUALITY THROUGH STORM WATER RUNOFF CONTACT WITH THE WASTE.

**PRIMARY USE**  
CONCRETE WASTE IS PRESENT AT MOST CONSTRUCTION SITES. THIS SWP SHOULD BE UTILIZED AT SITES IN WHICH CONCRETE WASTE IS PRESENT.

**APPLICATIONS**  
A NUMBER OF WATER QUALITY PARAMETERS CAN BE AFFECTED BY INTRODUCTION OF CONCRETE - ESPECIALLY FRESH CONCRETE. CONCRETE AFFECTS THE PH OF RUNOFF, CAUSING SIGNIFICANT CHEMICAL CHANGES IN WATER BODIES AND HARMING AQUATIC LIFE. SUSPENDED SOLIDS IN THE FORM OF BOTH CEMENT AND AGGREGATE DUST ARE ALSO GENERATED FROM BOTH FRESH AND DEMOLISHED CONCRETE WASTE.

**CURRENT UNACCEPTABLE WASTE CONCRETE DISPOSAL PRACTICES**

- DUMPING IN WAGANT AREAS ON THE JOB-SITE.
- ILLICIT DUMPING OFF-SITE.
- DUMPING INTO DITCHES OR DRAINAGE FACILITIES.

**RECOMMENDED DISPOSAL PRACTICES**

- AVOID UNACCEPTABLE DISPOSAL PRACTICES LISTED ABOVE.
- DEVELOP PREDETERMINED, SAFE CONCRETE DISPOSAL AREAS.
- PROVIDE A WASHOUT AREA WITH A MINIMUM OF 6 CUBIC FEET OF CONTAINMENT AREA VOLUME FOR EVERY 10 CUBIC YARDS OF CONCRETE Poured.
- NEVER DUMP WASTE CONCRETE ILLEGITIMATELY OR WITHOUT PROPERTY OWNERS KNOWLEDGE AND CONSENT.
- TREAT RUNOFF FROM STORAGE AREAS THROUGH THE USE OF STRUCTURAL CONTROLS AS REQUIRED.

**EDUCATION**

- DRIVERS AND EQUIPMENT OPERATORS SHOULD BE INSTRUCTED ON PROPER DISPOSAL AND EQUIPMENT WASHING PRACTICES (SEE ABOVE).
- SUPERVISORS MUST BE MADE AWARE OF THE POTENTIAL ENVIRONMENTAL CONSEQUENCES OF IMPROPERLY HANDLED CONCRETE WASTE.

**ENFORCEMENT**

- THE CONSTRUCTION SITE MANAGER OR FOREMAN MUST ENSURE THAT EMPLOYEES AND PREPAY COMPANIES FOLLOW PROPER PROCEDURES FOR CONCRETE DISPOSAL AND EQUIPMENT WASHING.
- EMPLOYEES VIOLATING DISPOSAL OR EQUIPMENT CLEANING DIRECTIVES MUST BE REEDUCATED OR DISCIPLINED IF NECESSARY.

**DEMOLITION PRACTICES**

- MONITOR WEATHER AND WIND DIRECTION TO ENSURE CONCRETE DUST IS NOT ENTERING DRAINAGE STRUCTURES AND SURFACE WATERS.
- WHERE APPROPRIATE, CONSTRUCT SEDIMENT TRAPS OR OTHER TYPES OF SEDIMENT DETENTION DEVICES DOWNSTREAM OF DEMOLITION ACTIVITIES.

**REQUIREMENTS**

- USE PREDETERMINED DISPOSAL SITES FOR WASTE CONCRETE.
- PROHIBIT DUMPING WASTE CONCRETE ANYWHERE BUT PREDETERMINED AREAS.
- ASSIGN PREDETERMINED TRUCK AND EQUIPMENT WASHING AREAS.
- EDUCATE DRIVERS AND OPERATORS ON PROPER DISPOSAL AND EQUIPMENT CLEANING PROCEDURES.

**EDUCATION**

- ANNUAL COST IMPACT FOR TRAINING AND MONITORING.
- CONCRETE DISPOSAL COST DEPENDS ON AVAILABILITY AND DISTANCE TO SUITABLE DISPOSAL AREAS.
- ADDITIONAL COSTS INVOLVED IN EQUIPMENT WASHING COULD BE SIGNIFICANT.

**LIMITATIONS**  
THIS CONCRETE WASTE MANAGEMENT PROGRAM IS ONE PART OF A COMPREHENSIVE CONSTRUCTION SITE WASTE MANAGEMENT PROGRAM.

APPLICATIONS
PERMETER CONTROL
SLOPE PROTECTION
SEDIMENT TRAPPING
CHANNEL PROTECTION
TEMPORARY STABILIZATION
PERMANENT STABILIZATION
Waste Management
Housekeeping Practices

TARGETED CONSTITUENTS
SEDIMENT
NUTRIENTS
TOXIC MATERIALS
OIL & GREASE
FLOATABLE MATERIALS
OTHER CONSTRUCTION WASTES

IMPLEMENTATION REQUIREMENTS
CAPITAL COSTS
MAINTENANCE
TRAINING
SUITABILITY FOR SLOPES > 5%

LEGEND
SIGNIFICANT IMPACT
MEDIUM IMPACT
LOW IMPACT
UNKNOWN OR QUESTIONABLE IMPACT

W-3

**POLLUTION CONTROL GENERAL NOTES:**

- THIS PLAN HAS BEEN PREPARED TO PROVIDE MEANS TO PREVENT OR MINIMIZE POLLUTION OF STORM WATER.
- THIS PROJECT CONSISTS OF THE DEVELOPMENT OF 1 LOT ON A 1.189 ACRE TRACT FOR A RETAIL/RESTAURANT/BANK USE.
- THE CONSTRUCTION ACTIVITY INCLUDED IN THIS PLAN WILL INCLUDE:
  - CLEARING AND GRUBBING
  - STOCK PILING
  - ROUGH GRADING
  - UTILITY INSTALLATION/EXCAVATION OF TRENCHES
  - FINAL OR FINISH GRADING
  - PAVEMENT INSTALLATION
  - BUILDING CONSTRUCTION
  - PREPARATION OF SEEDING OR PLANTING
- BEST MANAGEMENT PRACTICES (STRUCTURAL PRACTICES) USED ON THIS PROJECT COULD INCLUDE: SILT FENCING, CONSTRUCTION ENTRANCE, INLET PROTECTION, OUTLET PROTECTION, SUBSURFACE DRAINS, CHECK DAMS, DRAINAGE SWALES, SEDIMENT TRAPS, EARTH DIKE, PIPE SLOPE DRAINS, EROSION CONTROL MATTING, DETENTION/RETENTION POND AND SEDIMENT BASINS.
- THE TOTAL ESTIMATED SITE AREA IS 1.189 ACRES  
THE TOTAL ESTIMATED SITE AREA TO BE DISTURBED IS 1.189 ACRES  
THE TOTAL ESTIMATED SITE AREA NOT TO BE DISTURBED IS 0 ACRES
- THE ESTIMATED RUNOFF COEFFICIENT PRIOR TO DEVELOPMENT OF THE PROJECT IS 0.35
- THE ESTIMATED RUNOFF COEFFICIENT UPON COMPLETION OF THE PROJECT IS 0.80
- THE SLOPES EXPECTED ON THE SITE UPON COMPLETION OF FINAL GRADING WILL RANGE BETWEEN 1% TO 30%
- THE STORM WATER EXITING THE SITE IS COLLECTED IN AN EXISTING DRAINAGE SYSTEM MAINTAINED BY THE CITY OF ROCKWALL, TEXAS.
- THE NAME OF THE RECEIVING WATER BODY IS THOMPSON BRANCH TRIBUTARY 1, LOCATED APPROXIMATELY 1500 FEET FROM THE SUBJECT PROPERTY.
- THE SOILS PRESENT AT THE SITE ARE GENERALLY EXPANSIVE CLAYS.
- THE CONTRACTOR SHALL PROVIDE EROSION PROTECTION AROUND THE WORK AREA PERIMETER AND AT ALL INLET MOUTHS DURING CONSTRUCTION.
- THE CONTRACTOR WILL REMOVE ALL EXCESS SOIL FROM CONSTRUCTION VEHICLES PRIOR TO EXITING THE SITE.
- ALL DISTURBED AREAS WHICH WILL NOT BE RE-DISTURBED FOR A MINIMUM OF 14 DAYS MUST BE STABILIZED BY THE CONTRACTOR TO CONTROL EROSION.
- THE CONTRACTOR SHALL UNDERTAKE PROPER METHODS TO REDUCE DUST GENERATION FROM THE SITE.
- THE CONTRACTOR MUST COMPLY WITH FEDERAL, STATE AND LOCAL REGULATIONS REGARDING SEDIMENT AND EROSION CONTROL.
- A COPY OF THE STORM WATER POLLUTION PREVENTION PLAN ALONG WITH THE EPA (NPDES) PERMIT MUST BE POSTED AT THE CONSTRUCTION SITE THROUGHOUT THE CONSTRUCTION OF THE PROJECT. IF THE PERMIT HAS NOT BEEN ISSUED, A COPY OF NOTICE OF INTENT (NOI) SHALL BE POSTED.
- CONTRACTOR SHALL BE RESPONSIBLE FOR SUBMITTAL OF THE EPA'S REQUIREMENT OF A NOTICE OF INTENT (NOI) AND THE NOTICE OF TERMINATION (NOT) AND ANY ADDITIONAL REQUIREMENT PER THE EPA GUIDELINES FOR STORM WATER POLLUTION PREVENTION.
- ALL EROSION CONTROL DEVICES ARE TO BE INSTALLED IN ACCORDANCE WITH THE APPROVED PLANS AND SPECIFICATIONS FOR THIS PROJECT. CHANGES ARE TO BE APPROVED BEFORE CONSTRUCTION BY THE DESIGN ENGINEER AND THE CITY.
- IF OFF-SITE SOIL BORROW OR SPOIL SITES ARE USED IN CONJUNCTION WITH THIS PROJECT, THE CONTRACTOR SHALL NOTIFY THE CITY AND BE RESPONSIBLE FOR EROSION CONTROL REQUIREMENTS AS PER FEDERAL, STATE AND LOCAL REGULATIONS.
- INSPECTIONS SHALL BE MADE WEEKLY AND AFTER RAIN STORM EVENTS TO INSURE THAT THE DEVICES ARE FUNCTIONING PROPERLY. WHEN SEDIMENT OR MUD HAS CLOGGED THE VOID SPACES BETWEEN STONES OR MUD IS BEING TRACKED ONTO A PUBLIC ROADWAY THE AGGREGATE PAD MUST BE WASHED DOWN AND REPLACED. RUNOFF FROM THE WASH DOWN OPERATION SHALL NOT BE ALLOWED TO DRAIN DIRECTLY OFF-SITE TO CONTROL OFF-SITE SEDIMENTATION. PERIODIC RE-GRADING OR THE ADDITION OF NEW STONE MAY BE REQUIRED TO MAINTAIN EFFICIENCY OF THE INSTALLATION.
- MAINTENANCE AND INSPECTIONS PROCEDURES: CONTROL MEASURES SHALL BE INSPECTED AT LEAST ONCE A WEEK OR WITHIN 24 HOURS OF ANY STORM EVENT OF 0.5 INCHES OR GREATER. IF REPAIR IS NECESSARY IT SHALL BE DONE AT THE EARLIEST PRACTICAL DATE BUT IN NO CASE GREATER THAN 48 HOURS.
- FINAL STABILIZATION IS DEFINED AS A UNIFORM PERENNIAL VEGETATIVE COVER AT A MINIMUM OF 70% RESTORATION OF THE NATIVE OR NATURAL PREEXISTING BACKGROUND COVER FOR THE AREA.
- SEDIMENTATION PONDS/TRAPS MUST BE CLEANED OUT WHEN SEDIMENTATION ACCUMULATES TO A POINT OF 50% FULL (BY VOLUME).
- CONTRACTOR SHALL SEED ALL DISTURBED AREAS IMMEDIATELY UPON COMPLETION OF FINAL GRADING.
- NO PUBLIC ACCEPTANCE UNTIL (FINAL STABILIZATION) VEGETATION IS ESTABLISHED ON ALL DISTURBED AREAS.

**SEQUENCE OF EROSION CONTROL BEST MANAGEMENT PRACTICES:**

- INSTALL DOWN SLOPE AND SIDE SLOPE PERIMETER CONTROLS PRIOR TO THE LAND DISTURBING ACTIVITIES.
- DO NOT DISTURB AN AREA UNTIL IT IS NECESSARY FOR CONSTRUCTION TO PROCEED.
- COVER AND STABILIZE DISTURBED AREAS AS SOON AS POSSIBLE (WITHIN A MAXIMUM OF 14 DAYS).
- TIME ACTIVITIES TO LIMIT IMPACT FROM SEASONAL CLIMATE CHANGES OR WEATHER EVENTS.
- DELAY CONSTRUCTION OF INFILTRATION MEASURES UNTIL THE END OF THE CONSTRUCTION PROJECT, WHEN UPSTREAM DRAINAGE AREAS HAVE BEEN STABILIZED.
- DO NOT REMOVE TEMPORARY PERIMETER CONTROLS UNTIL AFTER ALL UPSTREAM AREAS ARE FINAL STABILIZED.

**ALLOWABLE NON-STORM WATER DISCHARGES**

- DISCHARGES FROM FIRE FIGHTING ACTIVITIES.
- FIRE HYDRANT FLUSHINGS.
- WATER USED TO WASH VEHICLES OR CONTROL DUST.
- POTABLE WATER SOURCES (INCLUDING WATERLINE FLUSHINGS CONTAINING LESS THAN 1000 GALLONS).
- UNCONTAMINATED GROUND WATER (INCLUDING DOWATERING GROUNDWATER INFILTRATION).
- FOUNDATION OR FOOTING DRAINS WHERE FLOWS ARE NOT CONTAMINATED WITH PROCESS MATERIALS SUCH AS SOLVENTS.
- SPRINGS, RIPARIAN HABITATS, WETLANDS AND UNCONTAMINATED GROUNDWATER.
- IRRIGATION WATER.
- EXTERIOR BUILDING WASH DOWN WITHOUT DETERGENTS.
- PAVEMENT WASH WATERS WHERE SPILLS OR LEAKS OF TOXIC OR HAZARDOUS MATERIALS HAVE NOT OCCURRED (UNLESS ALL SPILL MATERIAL HAS BEEN REMOVED) AND WHERE DETERGENTS ARE NOT USED.
- AIR CONDITIONING CONDENSATE.
- HEAVILY CHLORINATED WATER (3.5 MG/L OR GREATER FREE CHLORINE) RESULTING FROM WATER LINE STERILIZATION SHALL BE DIRECTED UNDER PERMIT TO THE SANITARY SEWER UNLESS OTHERWISE NOTED. THE CONTRACTOR SHALL APPLY TO THE ENGINEERING DEPARTMENT FOR A SANITARY SEWER DISCHARGE PERMIT AFTER THE MANDATORY CHLORINE RETENTION TIME (USUALLY 24 HOURS). THE HEAVILY CHLORINATED WATER MAY BE DISCHARGED TO THE SANITARY SEWER, BEGINNING TWO WORKING DAYS AFTER PERMIT APPLICATION.

**SPILLS AND RELEASES: (OF REPORTABLE QUANTITIES) THE FOLLOWING STEPS SHALL BE TAKEN**

- NOTIFY THE NATIONAL RESPONSE CENTER (800) 424-8802 OR (202) 426-2675 AS SOON AS YOU HAVE KNOWLEDGE OF THE SPILL.
- THE SWPPP MUST BE MODIFIED WITHIN 14 DAYS TO PROVIDE A DESCRIPTION OF THE RELEASE, THE CIRCUMSTANCES LEADING TO THE RELEASE AND THE DATE OF THE RELEASE.

**RECORD DRAWINGS:**

IT WAS THE INTENT THAT THE IMPROVEMENTS SHOWN BE CONSTRUCTED ACCORDING TO THESE PLANS AS APPROVED BY THE CITY. THE LINES AND GRADES WERE SET ON THE GROUND FOR CONSTRUCTION ACCORDING TO SAID PLANS. THE CITY INSPECTED THE CONSTRUCTION. WE ARE NOT AWARE OF ANY CHANGES OR REVISIONS TO THESE PLANS DURING CONSTRUCTION OTHER THAN THOSE SHOWN. DATE: OCTOBER 10, 2013

NOTE: FOR ALL OTHER STANDARD DETAILS, REFER TO STANDARD SPECIFICATIONS FOR PUBLIC WORKS CONSTRUCTION, NORTH CENTRAL TEXAS, 3RD EDITION (NCTCOG) AND THE CITY OF ROCKWALL STANDARDS OF DESIGN AND CONSTRUCTION.

10/10/2013 - 3:05PM  
 1393-12-073-COVER.DWG  
 6" PLOT  
 THE ENGINEERING DESIGN, DETAIL AND ENGINEERING DRAWINGS FOR THIS PROJECT AND/OR OVERALL PROJECT ARE THE LEGAL PROPERTY OF POGUE ENGINEERING & DEVELOPMENT COMPANY, INC. THEIR USE FOR REPRODUCTION, CONSTRUCTION OR DISTRIBUTION IS PROHIBITED UNLESS AUTHORIZED IN WRITING BY POGUE ENGINEERING & DEVELOPMENT COMPANY, INC.

NO.	DATE	DESCRIPTION
2	10-10-13	RECORD DRAWINGS
1	5-9-13	REVISED ROOF DRAINAGE DESIGN

DESIGN	DRAWN	DATE	PI NUMBER
RPP	RND	10-10-2013	1393-12-073

**PROJECT INFORMATION**  
 STONE CREEK RETAIL ADDITION  
 BLOCK A, LOT 4, STONE CREEK RETAIL ADDITION  
 CITY OF ROCKWALL, TEXAS  
 W.T. DEWEES SURVEY, ABSTRACT NO. 71  
 PROPOSED USE: RETAIL  
 ZONING: PD-70

**OWNER/DEVELOPER**  
 METROPLEX ACQUISITION FUND, L.P.  
 15150 PRESTON ROAD, SUITE 210  
 DALLAS, TEXAS 75248  
 MR. GREY STOGNER  
 (214) 343-4477 PHONE  
 (214) 340-2029 FAX

THE SEAL APPEARING ON THIS DOCUMENT WAS AUTHORIZED BY RANDALL P. POGUE, PE #4780 ON 03-01-2013. ALTERATION OF A SEALED DOCUMENT WITHOUT PROPER NOTIFICATION TO THE RESPONSIBLE ENGINEER IS AN OFFENSE UNDER THE TEXAS ENGINEERING PRACTICE ACT.



**POGUE**  
 ENGINEERING & DEVELOPMENT COMPANY, INC.  
 1512 BRAY CENTRAL DRIVE SUITE 100  
 MCKINNEY, TEXAS 75069  
 TX 8040 PROF. ENGINEERS, CERT. # 000481; TX BOARD PROF. LAND SURVEYING, CERT. 100421-00

**EROSION CONTROL DETAILS (SWPPP)**  
 STONE CREEK RETAIL ADDITION  
 BLK A, LOT 4, STONE CREEK RETAIL ADD'N  
 W.T. DEWEES SURVEY, ABSTRACT NO. 71  
 CITY OF ROCKWALL, TEXAS

SHEET NO. C4.02