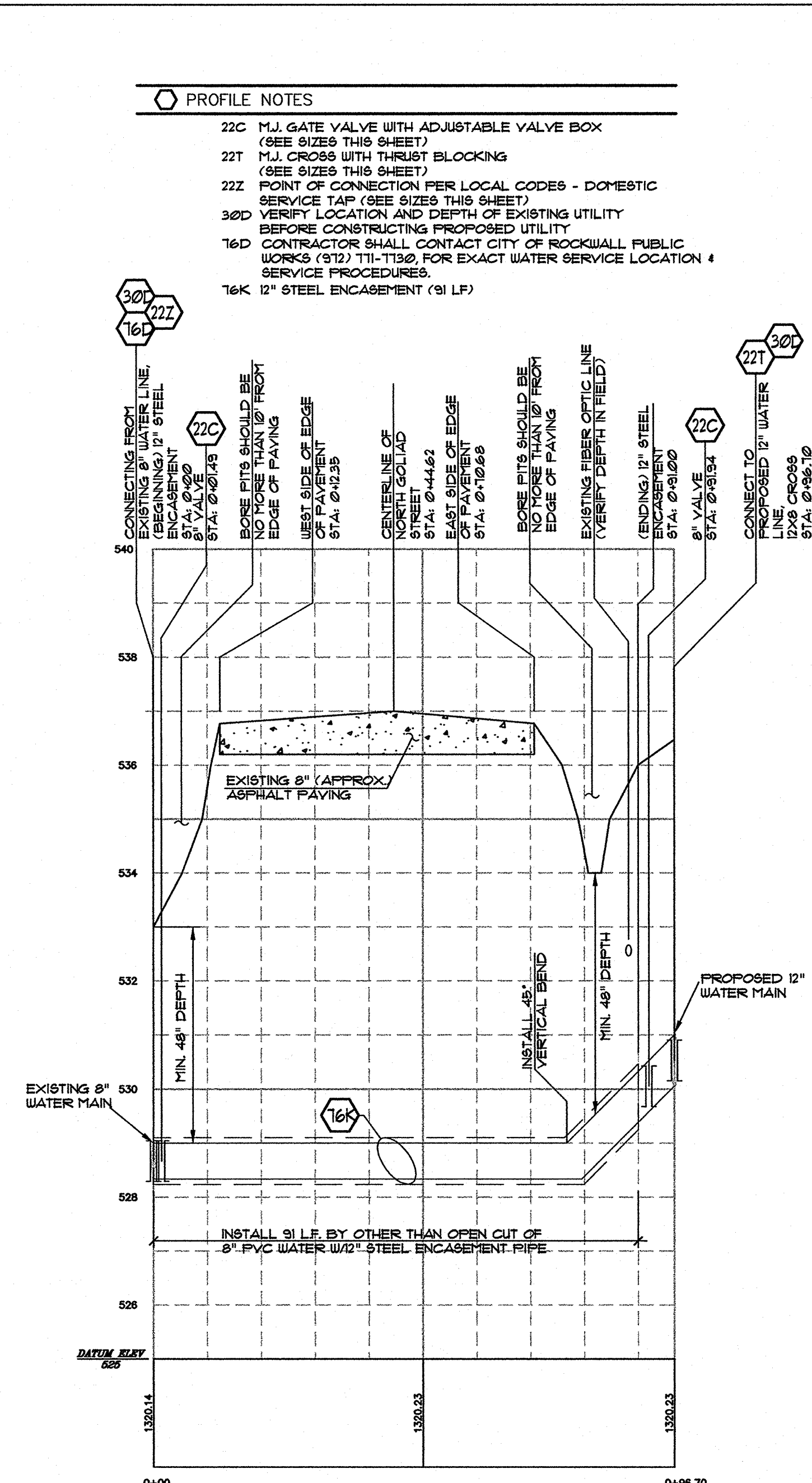
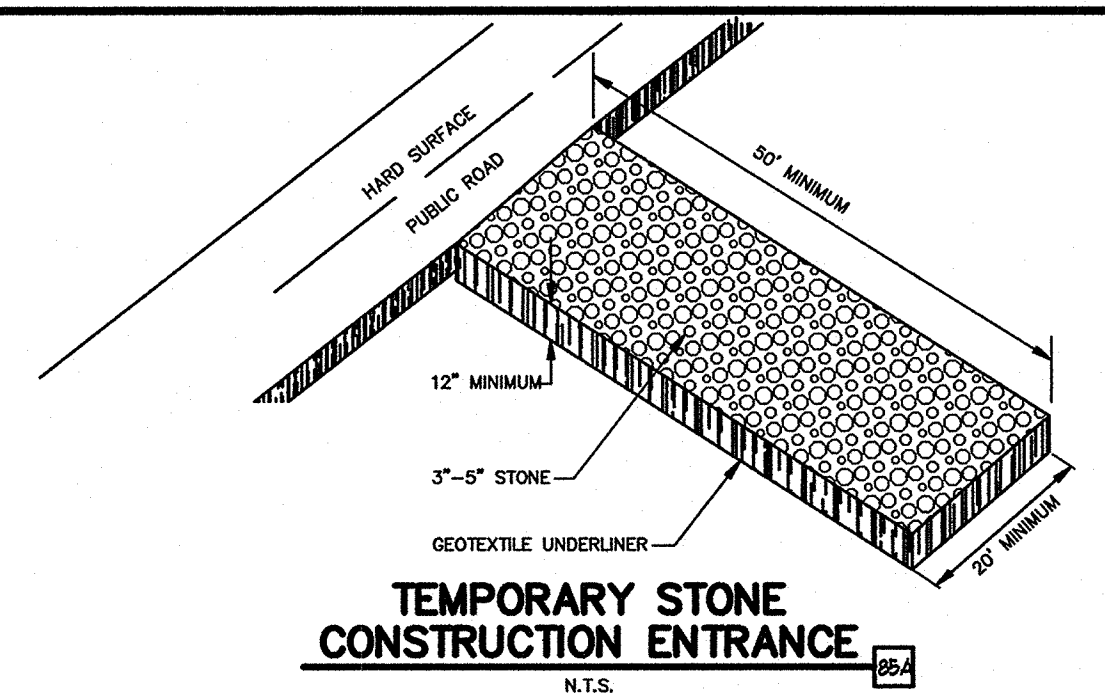


TO THE BEST OF OUR KNOWLEDGE CEI ENGINEERING HEREBY STATES THAT THIS PLAN IS AS-BUILT. THIS INFORMATION PROVIDED IS BASED ON SURVEYING AT THE SITE AND INFORMATION PROVIDED BY THE CONTRACTOR.

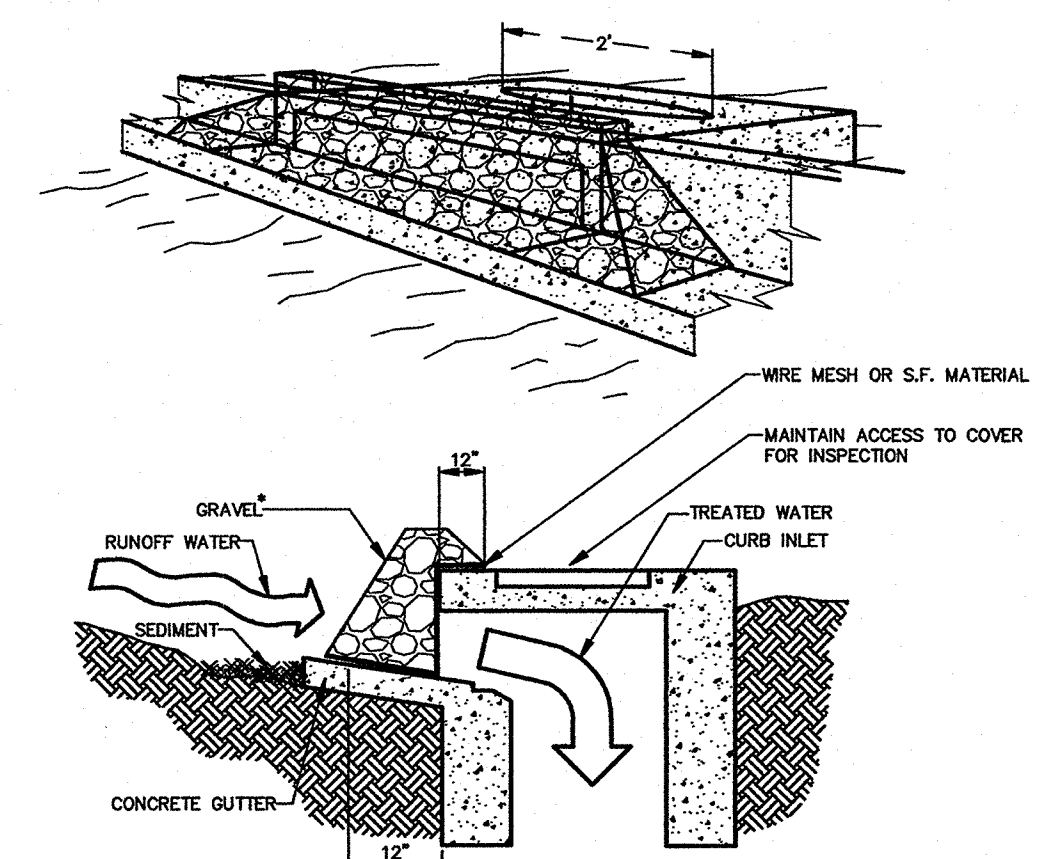
- PROFILE NOTES**
- 22C M.J. GATE VALVE WITH ADJUSTABLE VALVE BOX (SEE SIZES THIS SHEET)
  - 22T M.J. CROSS WITH THRUST BLOCKING (SEE SIZES THIS SHEET)
  - 22Z POINT OF CONNECTION PER LOCAL CODES - DOMESTIC SERVICE TAP (SEE SIZES THIS SHEET)
  - 30D VERIFY LOCATION AND DEPTH OF EXISTING UTILITY BEFORE CONSTRUCTING PROPOSED UTILITY
  - 16D CONTRACTOR SHALL CONTACT CITY OF ROCKWALL PUBLIC WORKS (912) 711-1100, FOR EXACT WATER SERVICE LOCATION & SERVICE PROCEDURES
  - 16K 12" STEEL ENCASMENT (3) LF



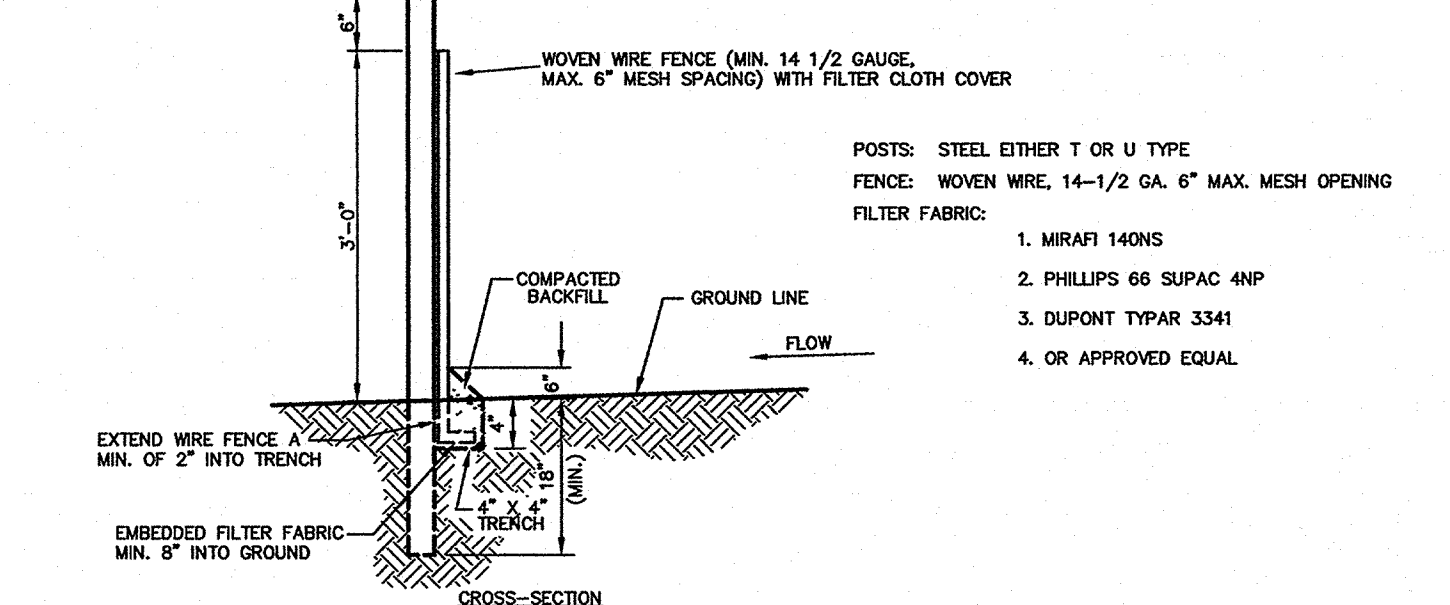
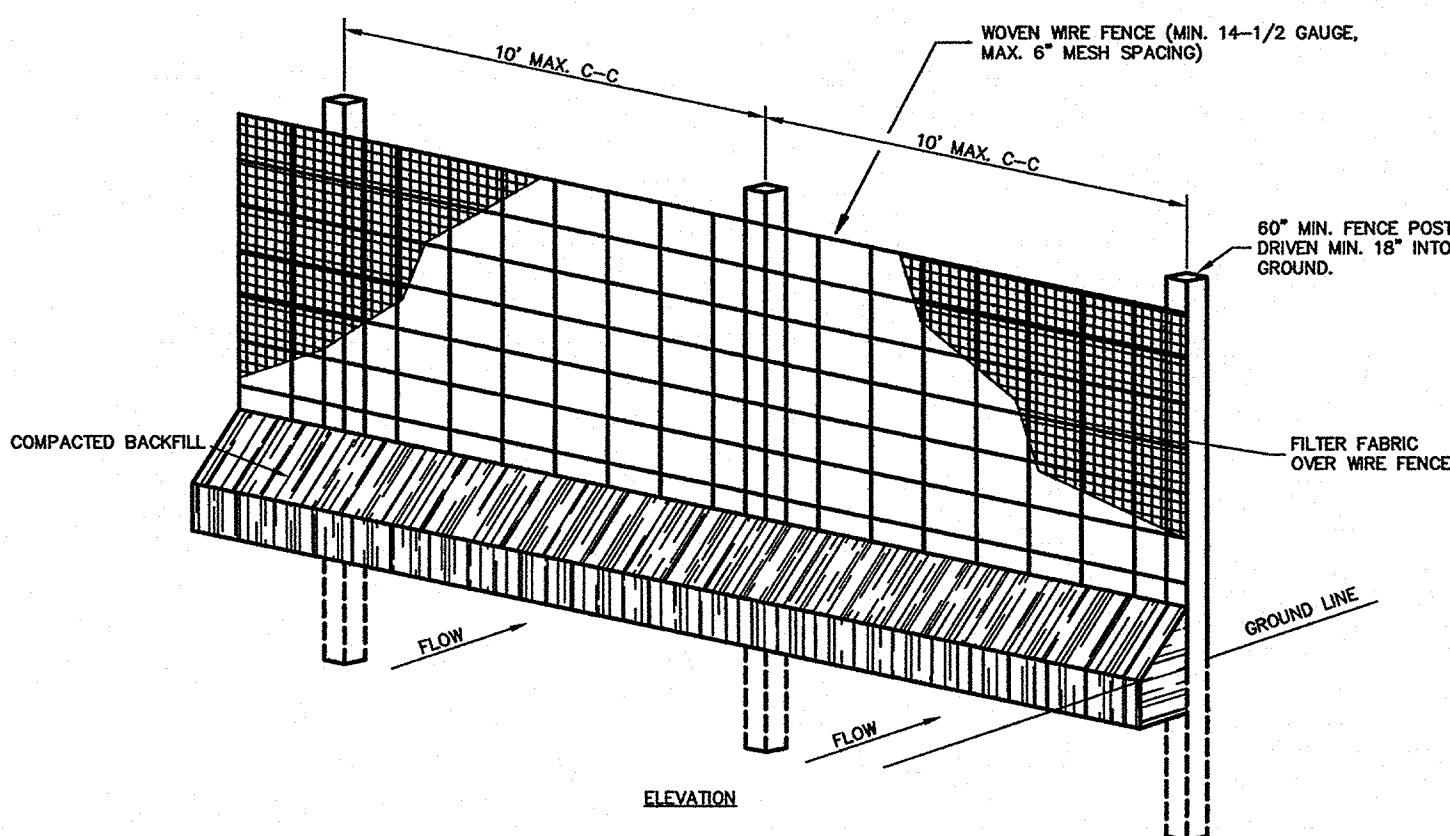
**8" WATER MAIN PROFILE**  
 HORIZONTAL SCALE: 1"=20'-0"  
 VERTICAL SCALE: 1"=2'-0"



**TEMPORARY STONE CONSTRUCTION ENTRANCE**  
 N.T.S.



**GRAVEL CURB & AREA INLET SEDIMENT FILTER**  
 N.T.S.



1. WOVEN WIRE FENCE TO BE FASTENED SECURELY TO FENCE POSTS WITH WIRE TIES OR STAPLES.
2. FILTER CLOTH TO BE FASTENED SECURELY TO WOVEN WIRE FENCE WITH TIES SPACED EVERY 24" AT TOP AND MID SECTION.
3. WHEN TWO SECTIONS OF FILTER CLOTH ADJOIN EACH OTHER THEY SHALL BE OVERLAPPED BY 6" AND FOLDED.
4. MAINTENANCE SHALL BE PERFORMED AS NOTED IN THE EROSION CONTROL PLAN. COLLECTED MATERIAL SHALL BE REMOVED WHEN "BULGES" DEVELOP IN THE SILT FENCE.

**TEMPORARY SILT FENCE**  
 N.T.S.



NO	DATE	REVISIONS
1	07/07/08	REVISED PER CITY COMMENTS
2	07/10/08	REVISED PER CITY COMMENTS
3	08/12/08	REVISED PER CITY COMMENTS
4	08/16/08	FINAL PLANS
5	08/27/08	REVISED PER-SITE FIELD ADJUSTMENTS
6	07-18-09	RECORDED DRAWINGS FOR CITY

**CEI ENGINEERING ASSOCIATES, INC.**  
 ENGINEERS PLANNERS SURVEYORS  
 1317 SW 11th Street  
 Bentonville, AR 72712  
 (479) 271-8444  
 (479) 271-8444  
 FAX (479) 271-8444  
 JOB NO: 24989PROJ  
 DATE: 02-27-09

**SONIC CORPORATION**  
 3000 JONNY BENCH DRIVE  
 OKLAHOMA CITY, OK 73104  
 OFFICES: 405-225-9000  
 SONIC CORPORATION  
 2006 AMERICA'S DRIVE-IN CORP.  
 THESE DRAWINGS ARE NOT TO BE USED FOR ANY PURPOSE OTHER THAN THE SPECIFIC LOCATION AND CONSTRUCTION OF THE DRIVE-IN AT THE SPECIFIED LOCATION.

**SONIC DRIVE-IN**  
 SONIC TYPE: 09  
 JULY 2005 & JULY 2002  
 ROCKWALL, TEXAS  
 DETAIL SHEET

**C-8**  
 DWG: 24989PROJ  
 DATE: 03/10/08