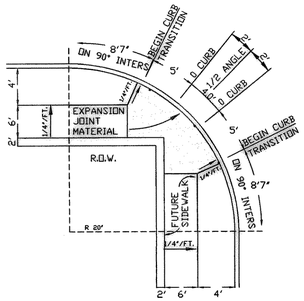

PLAN VIEW

N.T.S.

BARRIER FREE RAMP AT MINOR INTERSECTION

N.T.S.

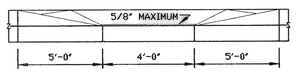

ELEVATION

N.T.S.

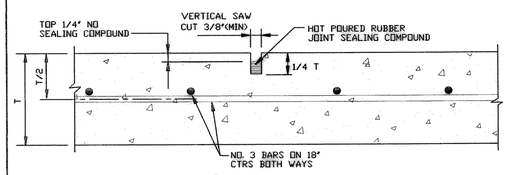

T = PAVEMENT THICKNESS

SAWED DUMMY JOINT

NTS

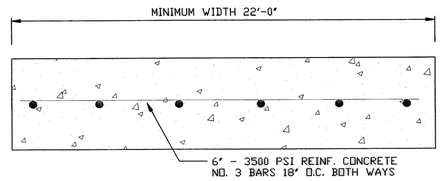

NOTES :

1. DOWELS & REBARS SHALL BE SUPPORTED BY AN APPROVED DEVICE.
2. EXPANSION JOINTS TO BE THE SAME AS USED FOR CONCRETE STREET PAVING.
3. SAWED TRANSVERSE DUMMY JOINT SHALL BE SPACED 20'-0"
4. EXPANSION JOINT DISTANCE AT 100' INTERVAL & SAWED JOINT AT 20'-0"

FIRE LANE PAVING & JOINT DETAIL

NTS

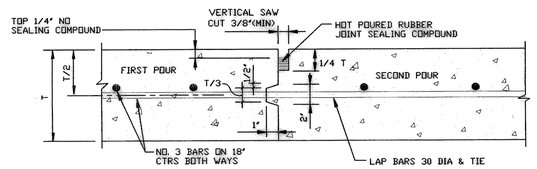

CONSTRUCTION JOINT FOR PAVEMENT

NTS

TRANSVERSE AND LONGITUDINAL JOINTS

NOTE :

CONTRACTOR SHALL PROTECT KEYWAY PRIOR TO SECOND POUR. IF LONGITUDINAL KEYWAY IS DAMAGED, CONTRACTOR SHALL REPAIR WITH THE USE OF LONGITUDINAL BUTTE JOINT. DRILL AND GROUT DOWELS INTO FIRST POUR.

T = PAVEMENT THICKNESS

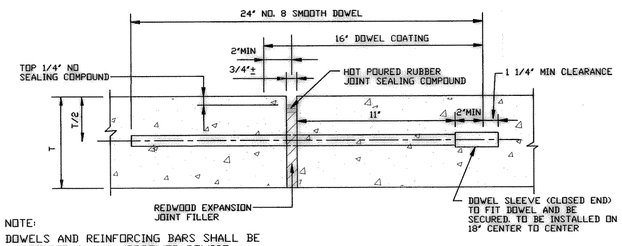

NOTE:

DOWELS AND REINFORCING BARS SHALL BE SUPPORTED BY AN APPROVED DEVICE.

TRANSVERSE EXPANSION JOINT

NTS

(SPACED 600 FT. MAXIMUM, LOCATE AT INTERSECTIONS)

T = PAVEMENT THICKNESS

LEGEND:

6" P.C.C. FIRE LANE
SEE SHEET "C-1" NOTE 12

8" P.C.C. PAVING
SEE SHEET "C-1" NOTE 6

PAVEMENT THICKNESS

ROADWAY	8"	-	3,000 PSI
DRIVEWAY	6"	-	3,000 PSI

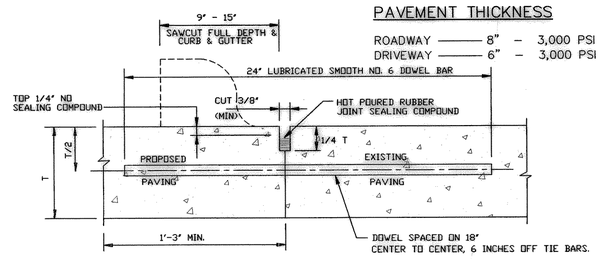

T = PAVEMENT THICKNESS

LONGITUDINAL BUTT JOINT

NTS

NOTES :

1. NO. 5 SMOOTH DOWEL BAR MAY BE USED IN 5 INCH AND 6 INCH PAVEMENT THICKNESS.
2. LONGITUDINAL BUTT CONSTRUCTION MAY BE UTILIZED IN PLACE OF LONGITUDINAL HINGED (KEYWAY) JOINT AT CONTRACTORS OPTION.
3. DOWEL BARS SHALL BE DRILLED INTO PAVEMENT HORIZONTALLY BY USE OF A MECHANICAL RIG.

DRILLING BY HAND IS NOT ACCEPTABLE, PUSHING DOWEL BARS INTO GREEN CONCRETE NOT ACCEPTABLE.

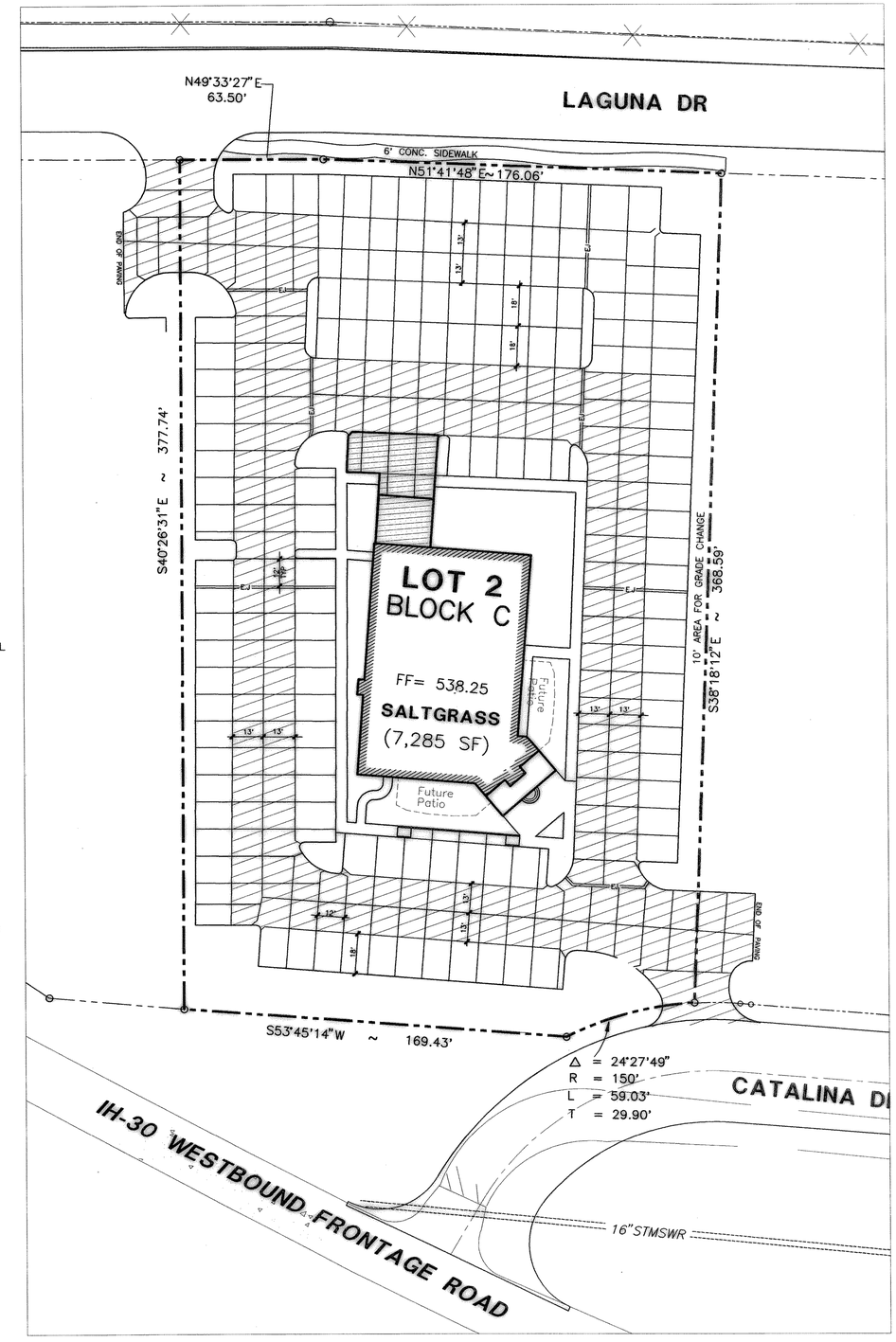

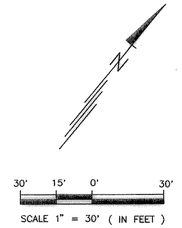

CONTRACTOR SHALL VERIFY ALL CONDITIONS AND DIMENSIONS AT THE JOB SITE AND SHALL BE RESPONSIBLE FOR ANY DIMENSIONAL ERRORS, OMISSIONS OR DISCREPANCIES BEFORE BEGINING OR FABRICATING ANY WORK. - DO NOT SCALE DRAWINGS.

THESE DOCUMENTS, THE IDEAS AND THE DESIGNS INCORPORATED HEREIN ARE THE PROPERTY OF SALTGRASS, INC. AND ARE NOT TO BE USED IN WHOLE OR IN PART FOR ANY OTHER PROJECT WITHOUT WRITTEN AUTHORIZATION OF SALTGRASS, INC.

SALTGRASS STEAK HOUSE
9439 KATY FREEWAY, SUITE 250
HOUSTON, TX. 77024
PHONE: 713-461-6611
FAX: 713-200-2866

PAVEMENT JOINTING PLAN

SALT GRASS STEAK HOUSE
IH-30 @ HORIZON ROAD
ROCKWALL, Texas

ASA ENGINEERING
17819 DARDENNE, SUITE 215
DALLAS, TEXAS 75252
(972) 248-8600
FAX: (972) 248-8601

REVISIONS: NO.	DATE	DESCRIPTION
1	7/19/00	PER CITY ENGINEER COMMENTS

ISSUE DATE: 11/11/00

ISSUED FOR:
PERMIT
ADA
BID
CONST.

DRAWN BY: MIR AU
CHECKED BY:
SG Q.C. BY:
DATE:
VERSION:

STATE OF TEXAS
PANSAK SRIBHEN
40320
REGISTERED PROFESSIONAL ENGINEER
4-9-01

C-3

C:\2000\2008.sig\CURRENT\c-3.dwg Tue Aug 15 10:00:31 2000
HP DesignJet 1050C Hewlett-Packard HP-GL/2 devices, ADI 4.3 (v4.1) - Jul 22 1998