GENERAL NOTES

1. MAXIMUM SLOPE ON BARRIER FREE RAMPS SHALL NOT EXCEED 1" PER FOOT AT ANY LOCATION.

2. DESIGNS SHOWN ARE FOR 6" CURBS. FOR CURBS GREATER THAN 6" DIMENSIONS SHALL BE INCREASED PROPORTIONATELY.

3. STREETS ON STEEP GRADE WILL REQUIRE LONGER CURB TRANSITIONS. IT IS THE DESIGN ENGINEER'S RESPONSIBILITY TO INSURE THAT THIS DETAIL WILL WORK.

4. LOCATIONS OF BARRIER FREE RAMPS MAY BE SHIFTED TO CLEAR OBSTRUCTIONS, WITH APPROVAL FROM THE CITY.

5. CONCRETE TO HAVE A MINIMUM 3000 P.S.I. COMPRESSIVE STRENGTH AT 28 DAYS.

6. REINFORCEMENT TO BE #3 BARS AT 24" O.C.E.W.

7. GROOVES MUST BE CLEAN AND STRAIGHT FOR CLEAR DETECTION BY TOUCH WITH A CANE AND PARALLEL TO CROSSWALKS.

8. FOR PURPOSES OF WARNING, THE FULL WIDTH AND DEPTH OF CURB RAMPS SHALL HAVE A LIGHT REFLECTIVE VALUE AND TEXTURE THAT SIGNIFICANTLY CONTRASTS WITH THAT OF ADJOINING PEDESTRIAN ROUTES. CITY SHALL APPROVE MATERIALS AND COLOR SHALL BE CHROMIX ADMIXTURES QUARRY RED, C-32 (CHROMIX IS MANUFACTURED BY THE L.M. SCOFIELD CO. (800)800-9900 OR APPROVED EQUAL.

GENERAL NOTES	CITY OF ROCKWALL "THE NEW HORIZON"	SCALE NONE
FOR BARRIER FREE RAMPS		DATE AUG. '03 / DRAWING NAME HANDICAP_2

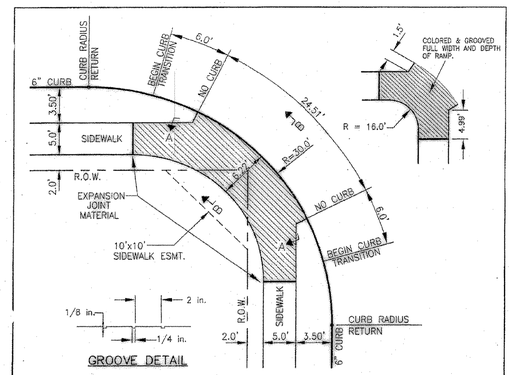

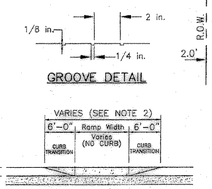

GROOVE DETAIL

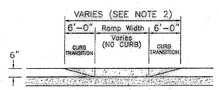

SECTION A-A

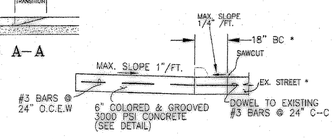

SECTION B-B

BARRIER FREE RAMP	CITY OF ROCKWALL "THE NEW HORIZON"	SCALE NONE
FOR 5.0' WIDE SIDEWALK MAJOR & MINOR ARTERIALS (30.0' RADIUS)		DATE 8/03 / DRAWING NAME HANDICAP_3

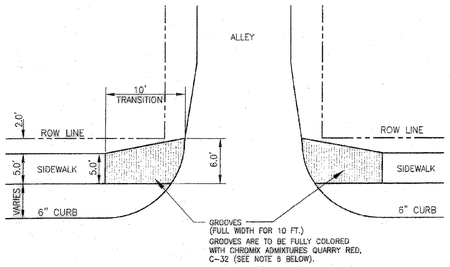

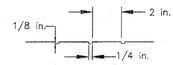

GROOVE DETAIL

BARRIER FREE RAMP	CITY OF ROCKWALL "THE NEW HORIZON"	SCALE NONE
ALLEY INTERSECTIONS		DATE 8/03 / DRAWING NAME alleyramp-diagramsp2

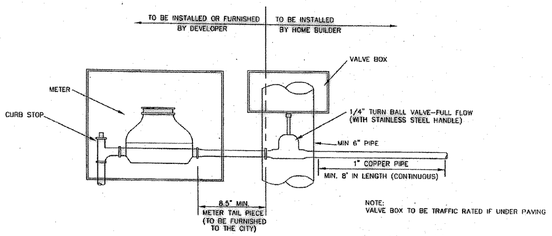

SINGLE SERVICE METER TAIL CONNECTION

N.T.S.

REVISED 4/15/03

Rotec Meter and Valve Box Series

DFW-18-AMRL-Lid

"E" Series Lid

- **Flush Mount lid that fits a Cast Iron Ring**
- **AMR transponder slides into a molded holder under the Lid to provide security and strength**
- **Lid has abilfiy to custom fit most Cast Iron Rings**
- **Skid resistant surface texture**
- **Spring loaded locking device**
- **Security bracket option available**
- **"Iiron" slide mount available**

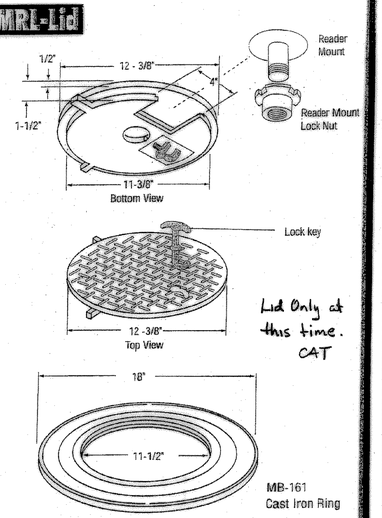

Lid Only at this time. CAT

Made in USA
Pat. Pending

DFW PLASTICS, INC. P.O. Box 648 - Bedford, Texas 76095 - USA - 817.439.3600 - Fax 817.439.3780

CLASS CONCRETE	BAGS CEMENT PER C.Y.	MIN. STRENGTH 28-DAY PSI
A	5	3000
B	4	2000

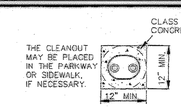

TOP VIEW OF CLEANOUT

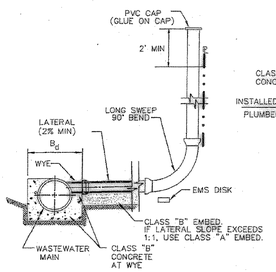

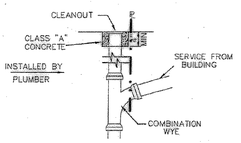

PLUMBER TO CUT CLEANOUT RISER TO INSTALL COMBINATION WYE TO CORRESPOND W/ GRADE OF THE PIPE LEADING FROM BUILDING. AFTER INSTALLATION OF THE WYE, INSERT CLEANOUT INTO THE TOP OF THE RISER.

WASTEWATER LATERAL CONNECTIONS

N.T.S.

LATERAL CONNECTIONS	CITY OF ROCKWALL "THE NEW HORIZON"	DATE MAY '03 / DRAWING NAME SEWER SERVICE

RECORD DRAWINGS BASED ON FIELD SURVEY (12/05) AND CONTRACTOR INFORMATION ONLY.
Mark W. McGraw 2-8-06

18 02-08-06 RECORD DRAWINGS

RIDGE ROAD TOWN CENTRE
ROCKWALL, TEXAS

Ridge Road Town Centre Partners, L.P. by its General Partners:
RIDGE ROAD PARTNERS L.L.C.

Vigor PROPERTIES INC.

MARK W. McGRAW 83987 LICENSED PROFESSIONAL ENGINEER
10-26-04

Halff Associates, Inc.
ENGINEERS · ARCHITECTS · SCIENTISTS · PLANNERS · SURVEYORS
8616 NORTHWEST PLAZA DRIVE
DALLAS, TEXAS 75225
TEL (214) 346-6201
FAX (214) 739-0095

Project No: AVO # 20817
Issued:

Revisions:

No.	Date	Description
1	10/04/02	FIRST SUBMITTAL
2	4/28/03	SECOND SUBMITTAL
3	5/29/03	THIRD SUBMITTAL
4	6/26/03	FOURTH SUBMITTAL
5	7/02/04	FIFTH SUBMITTAL
7	10/29/04	SEVENTH SUBMITTAL

Drawn by:
Checked by:
Sheet Title
PROJECT DETAILS

Sheet Number C6.5