GENERAL NOTES:

1. CONTRACTORS SHALL VISIT SITE AND REVIEW THESE PLANS & SPECIFICATIONS PRIOR TO SUBMITTING A BID. NOTIFY THE ARCHITECT OF ANY SIGNIFICANT DISCREPANCIES BETWEEN EXISTING CONDITIONS AND/OR WITHIN THESE DOCUMENTS. INCLUDE ALLOWANCE IN BID TO COVER ANY ADDITIONAL COST. CONTACT OWNER'S CONSTRUCTION MANAGER (O.C.M.), THE ARCHITECT, OR THE ENGINEER IF FURTHER DIRECTION IS REQUIRED ON ANY ITEM.
2. IT IS THE INTENT OF THESE DRAWINGS & SPECIFICATIONS TO CALL FOR FINISHED WORK: COMPLIANT WITH CODE, TESTED, AND READY FOR OPERATION. THESE DOCUMENTS ARE DIAGRAMMATIC AND SCHEMATIC IN NATURE AND DO NOT SHOW EVERY DETAIL REQUIRED FOR FULLY FUNCTIONAL, CODE COMPLIANT SYSTEMS. THE DESIRE IS TO ALLOW THE CONTRACTOR FLEXIBILITY IN DEALING WITH EXISTING CONDITIONS, OTHER TRADES, ETC. TO ACHIEVE A FIRST-CLASS AND WORKMANLIKE INSTALLATION.
3. COORDINATE WORK, PARTICULARLY ELECTRIC SERVICE WITH THE FINAL EQUIPMENT SELECTION REQUIREMENTS AND WITH OTHER TRADES. PREPARE ½" SCALE SHOP DRAWINGS IF NECESSARY.
4. CONTACT TXU TO CONFIRM ALL REQUIREMENTS FOR NEW ELECTRIC SERVICE AND CONTACT PHONE COMPANY TO CONFIRM ALL REQUIREMENTS FOR NEW TELEPHONE SERVICE.
5. ALL OUTDOOR EQUIPMENT SHALL BE NEMA 3R RATED. PAINT EQUIPMENT AND CONDUIT TO MATCH ADJACENT WALLS.
6. REFER TO SHEET MEP0.1. FOR UTILITY CO. CONTACTS.

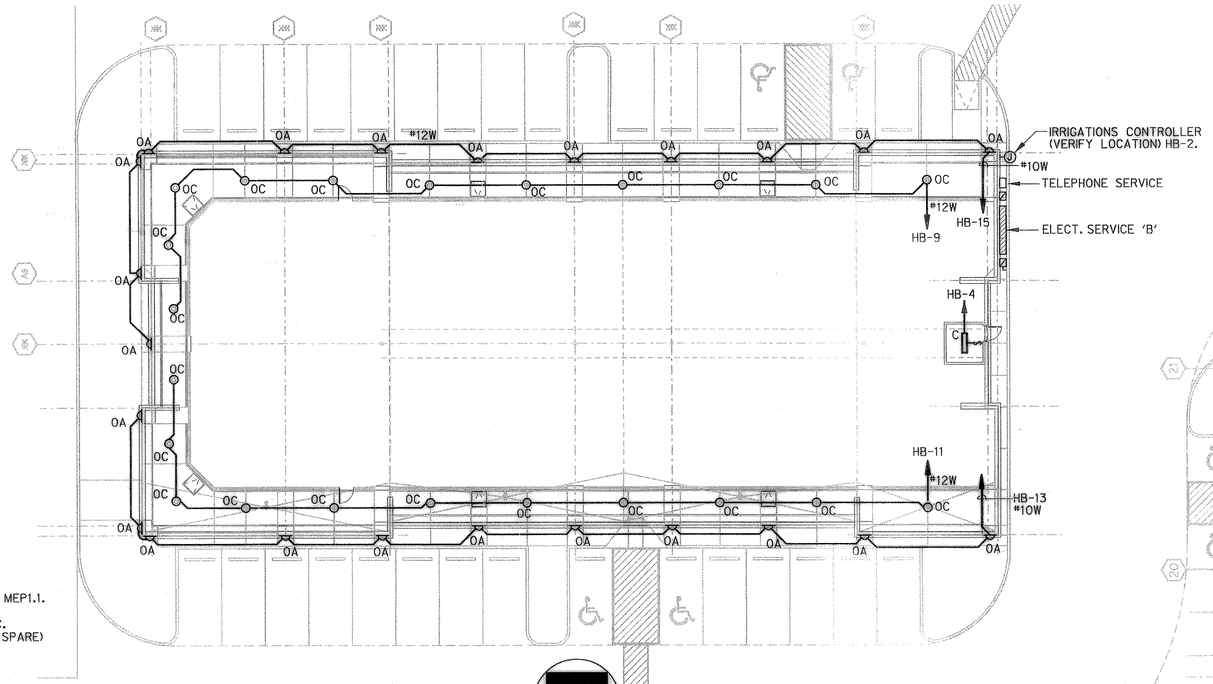

02 BUILDING "B" FLOOR PLAN - MEP
SCALE: 1 / 16" = 1'-0"

RISER DIAGRAM NOTES - SERVICE 'A'

1) REFER TO TIME CLOCK/CONTACTOR CONTROL SCHEMATIC, SHEET MEP1.1.
2) REFER ALSO TO PANELBOARD SCHEDULES, SHEET E3.1.
3) WIRE SHALL BE THWN OR THHN. ALL TERMINALS SHALL BE 75°C.
4) PROVIDE 3-SETS OF: 4#400KCMIL, #2/OG - 3.5"C (PLUS 1-3.5"C. SPARE)

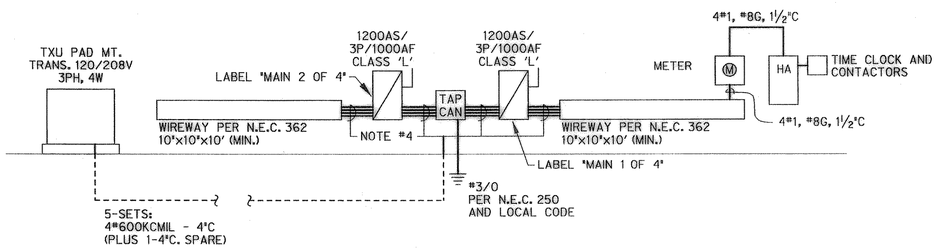

03 ELECTRIC RISER DIAGRAM - SERVICE 'A'
NO SCALE

RISER DIAGRAM NOTES - SERVICE 'B'

1) REFER TO TIME CLOCK/CONTACTOR CONTROL SCHEMATIC, SHEET MEP1.1
2) REFER ALSO TO PANELBOARD SCHEDULES, SHEET E3.1.
3) WIRE SHALL BE THWN OR THHN. ALL TERMINALS SHALL BE 75°C.
4) PROVIDE SECURE LOCKABLE ENCLOSURES FOR PANEL "HB2" AND LIFT STATION CONTROL PANEL. PROVIDE ENGRAVED PLACARD "LIFT STATION" ON CONTROL PANEL ENCLOSURE.

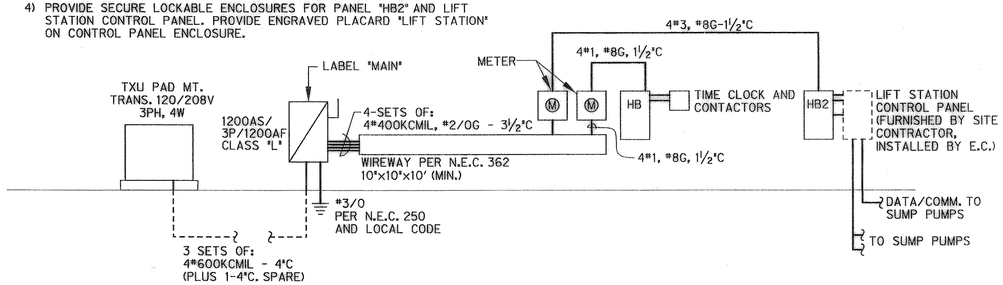

04 ELECTRIC RISER DIAGRAM - SERVICE 'B'
NO SCALE

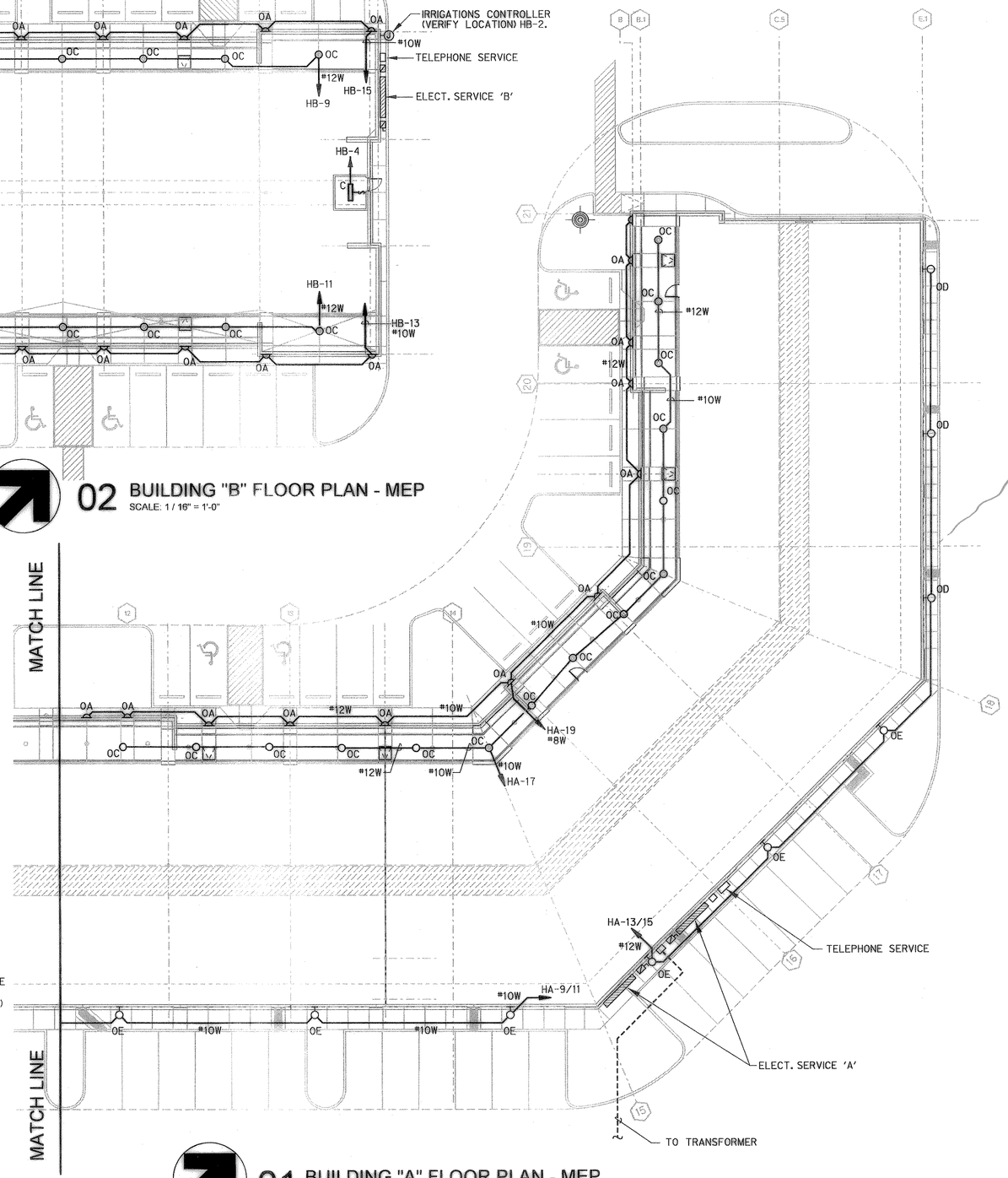

01 BUILDING "A" FLOOR PLAN - MEP
SCALE: 1 / 16" = 1'-0"

RIDGE ROAD TOWN CENTRE
ROCKWALL, TEXAS

Ridge Road Town Centre Partners, L.P.
by its General Partners:
RIDGE ROAD PARTNERS L.L.C.

Halff Associates, Inc.
ENGINEERS · ARCHITECTS · SCIENTISTS · PLANNERS · SURVEYORS
8616 NORTHWEST PLAZA DRIVE
DALLAS, TEXAS 75225
TEL (214) 346-6200
FAX (214) 739-0095

STATE OF TEXAS
TIM A. JENSEN
74655
REGISTERED PROFESSIONAL ENGINEER

THE SEAL APPEARING ON THIS DOCUMENT WAS AUTHORIZED BY TIM A. JENSEN P.E. 74655 ON 08/20/04. ALTERATION OF A SEALED DOCUMENT WITHOUT PROPER NOTIFICATION TO THE RESPONSIBLE ENGINEER IS AN OFFENSE UNDER THE TEXAS ENGINEERING PRACTICE ACT. THE RECORD COPY OF THIS DRAWING IS ON FILE AT THE OFFICES OF HALFF ASSOCIATES, INC., 8616 NORTHWEST PLAZA DRIVE, DALLAS, TEXAS 75225

Project No:	20817A
Issued:	08/31/04

Revisions

No.	Date	Description

Drawn by:	MAC
Checked by:	TAJ

Sheet Title
FLOOR PLAN - MEP

E2.2
Sheet Number

10/19/2004 2:02:35 PM an1279