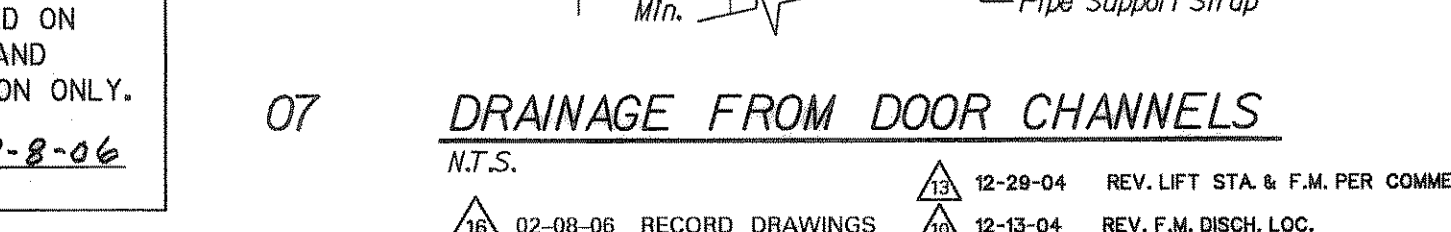
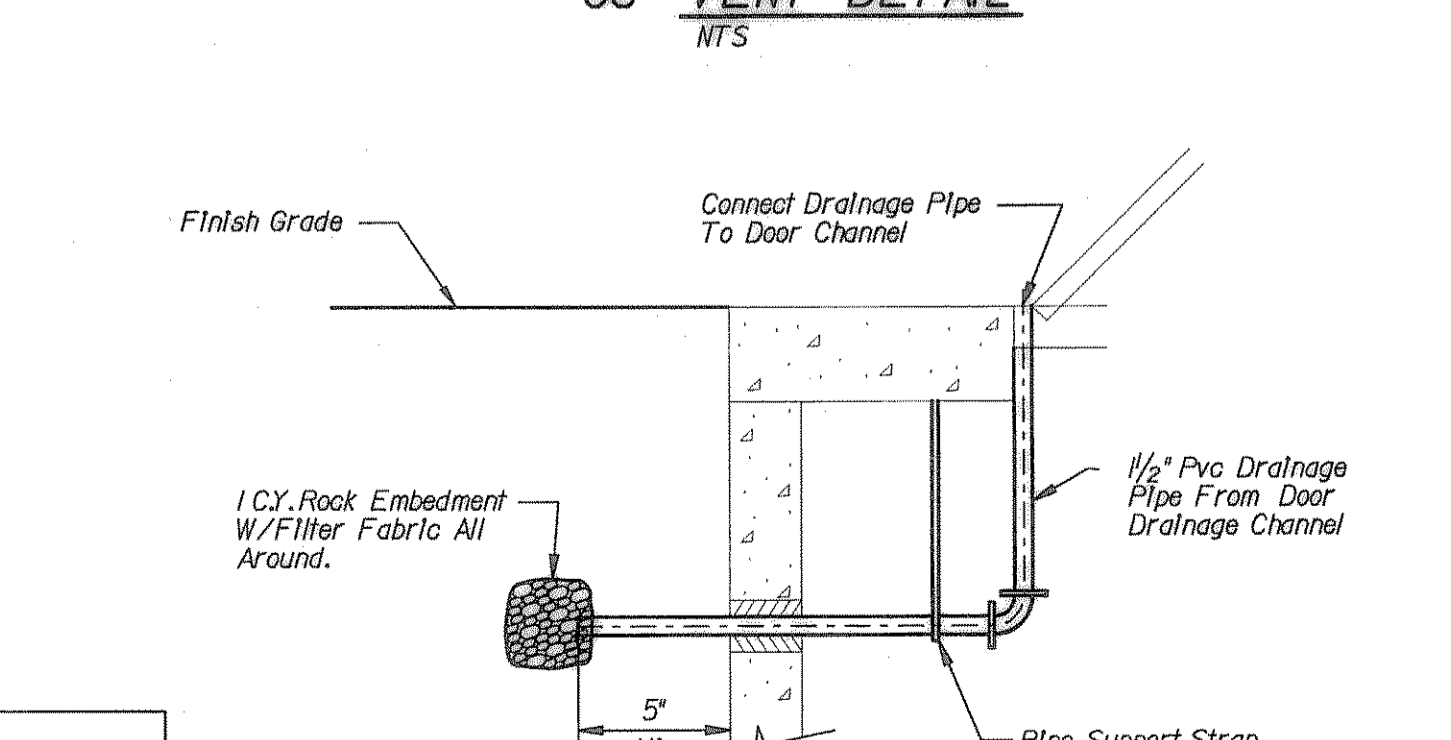
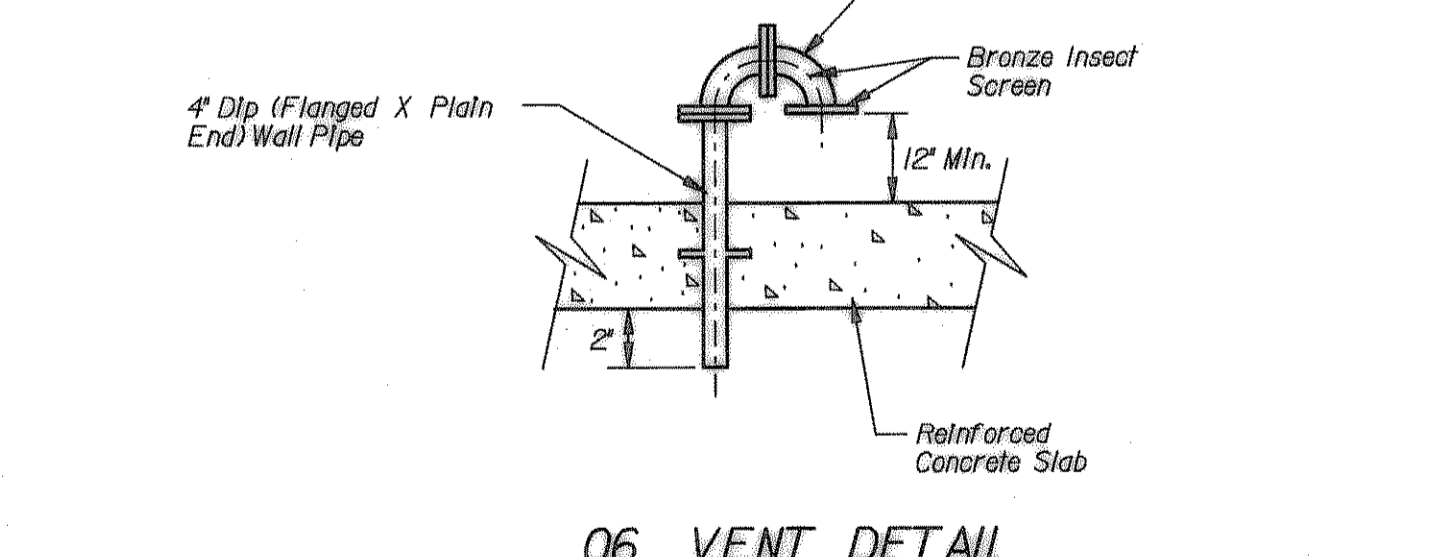
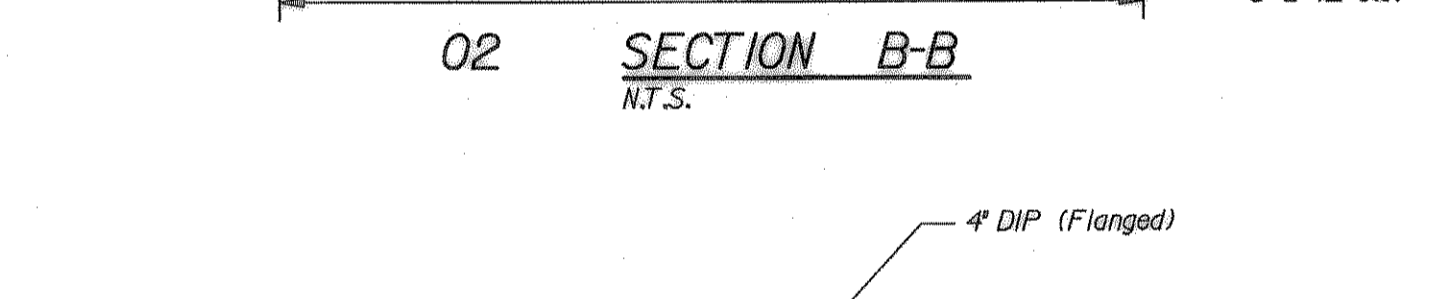
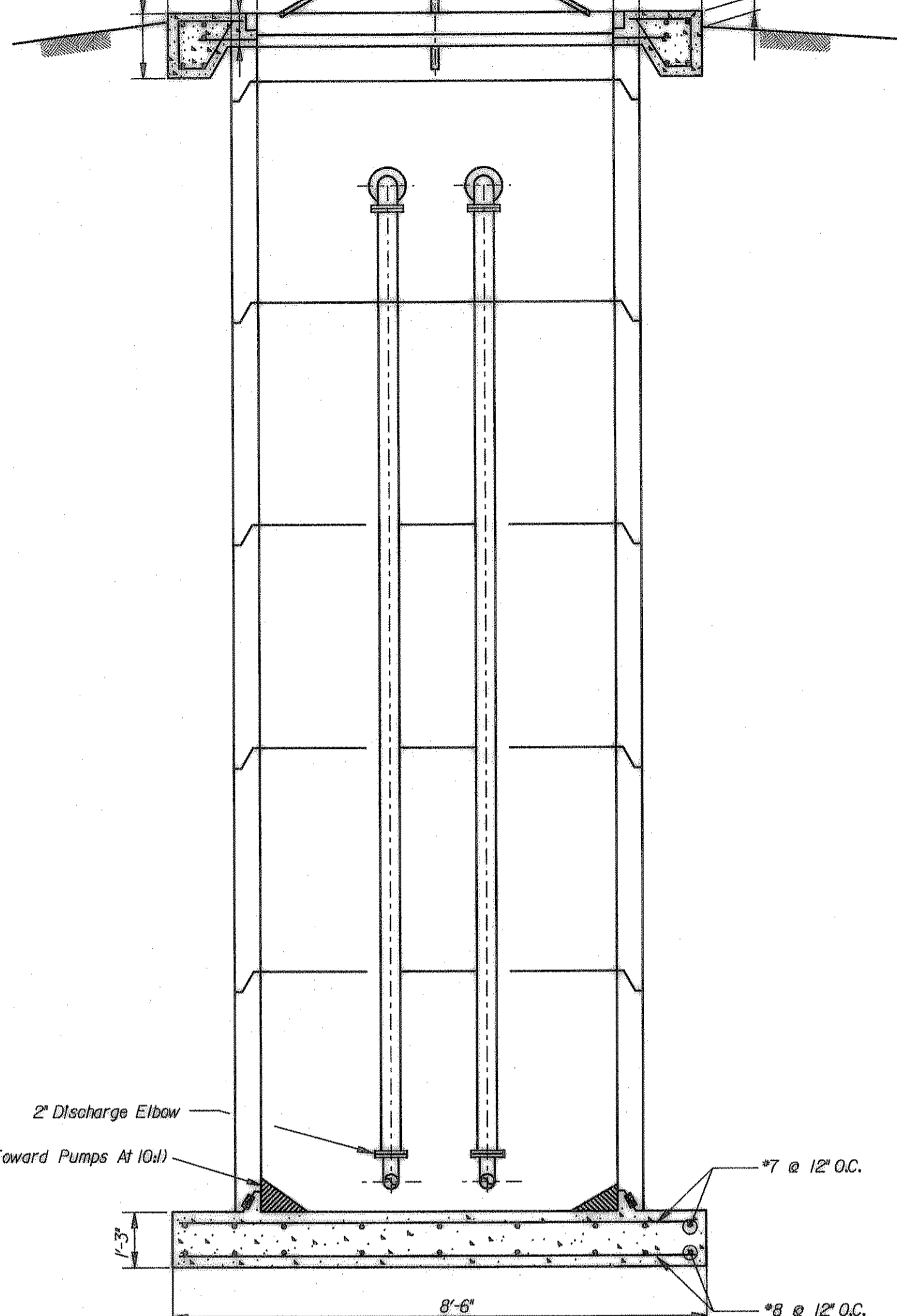
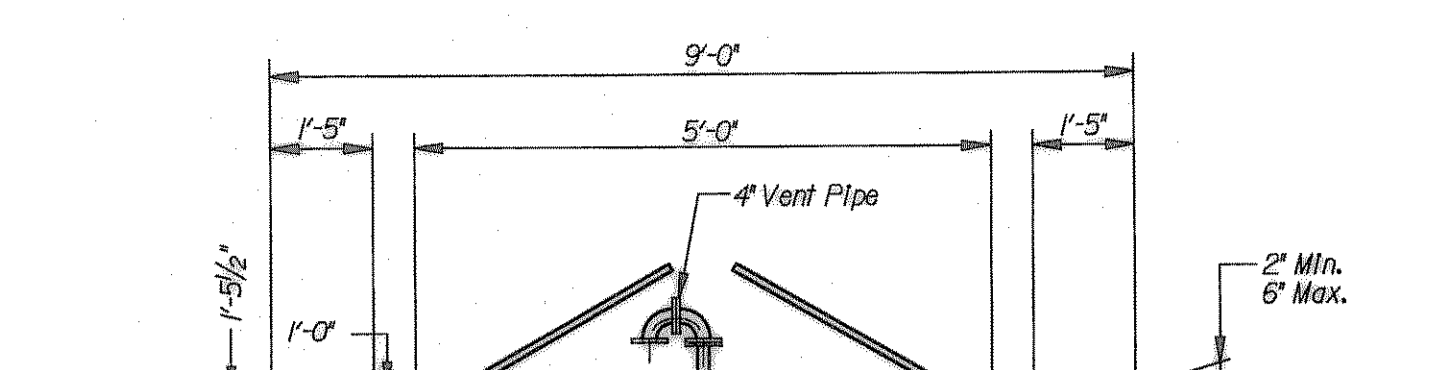


NOTES:

- LIFT STATION SHALL BE SCREENED W/ LANDSCAPING. SEE LANDSCAPE PLANS.
- SEE SHT. E-22 OF ELECTRICAL DRAWINGS (ATTACHED) FOR PUMP CONTROL PANEL AND LOCATION.
- CONTRACTOR SHALL FURNISH MANUFACTURER SHOP DRAWINGS FOR REVIEW BEFORE ORDERING EQUIPMENT ACCESSORIES SUCH AS PUMP CONTROLS, FLOATS, RAILS, ETC. SHALL BE SUPPLIED BY THE MANUFACTURER OF THE PUMPS.
- PUMP CONTROLS SHALL INCLUDE AN AUDIO-VISUAL ALARM MOUNTED AT THE PUMP CONTROL PANEL (RED FLASHING LIGHT AND HORN) THAT IS ACTIVATED WHEN THE EFFLUENT LEVEL IN THE WET WELL REACHES THE HIGH WATER ALARM FLOAT.
- CONTROLS SHALL AUTOMATICALLY ALTERNATE PUMP UNITS DURING NORMAL OPERATION SO EACH PUMP IS EXERCISED REGULARLY.
- IT SHALL BE THE CONTRACTOR'S RESPONSIBILITY TO VERIFY LOCATIONS, ELEVATIONS, AND DIMENSIONS OF ADJACENT AND/OR CONFLICTING UTILITIES, SUFFICIENTLY IN ADVANCE OF CONSTRUCTION, IN ORDER THAT ADJUSTMENTS CAN BE MADE TO PROVIDE ADEQUATE CLEARANCES. THE ENGINEER SHALL BE NOTIFIED WHEN PROPOSED FACILITY GRADES CONFLICT WITH EXISTING UTILITY GRADES.
- PRIOR TO BEGINNING CONSTRUCTION THE CONTRACTOR SHALL DETERMINE THE HORIZONTAL AND VERTICAL LOCATION OF EXISTING GAS, WATER, SEWER, TELEPHONE AND FIBER OPTIC LINES AT INTERVALS NOT EXCEEDING 100 FEET ALONG THE ALIGNMENT OF THE PROPOSED IMPROVEMENTS. ALL DISCREPANCIES BETWEEN LOCATIONS SHOWN ON THE PLANS & ACTUAL LOCATIONS SHALL BE SUBMITTED TO THE CONSTRUCTION ENGINEER FOR REVIEW 10 WORKING DAYS BEFORE INSTALLATION OF ANY IMPROVEMENTS MAY BEGIN.
- THE CONTRACTOR SHALL PRESERVE AND PROTECT PUBLIC UTILITIES AT ALL TIMES DURING CONSTRUCTION. ANY DAMAGE TO UTILITIES RESULTING FROM THE CONTRACTOR'S OPERATION SHALL BE RESTORED AT HIS EXPENSE.
- THE CONTRACTOR SHALL BE REQUIRED, AS NEEDED OR AS DIRECTED BY THE CONSTRUCTION ENGINEER, TO BRACE AND SUPPORT EXISTING UTILITIES AND UTILITY POLES DURING CONSTRUCTION. NO SEPARATE PAY ITEM.
- UNLESS OTHERWISE NOTED, ALL EXISTING ABOVE GROUND FEATURES, INCLUDING, BUT NOT LIMITED TO, WATER METERS, FIRE HYDRANTS, FENCES, MAILBOXES, LIGHT POLES, PAVEMENT, AND RETAINING WALLS THAT ARE DAMAGED OR REMOVED SHALL BE REPLACED BY THE CONTRACTOR AT HIS EXPENSE.
- SHOULD THE STORAGE OF MATERIALS OR OPEN TRENCHING BE REQUIRED TO REMAIN UNSUPERVISED WITHIN THE WORK SPACE, THEN A STABLE STANDING CHAIN LINK FENCE AT LEAST SIX FEET IN HEIGHT SHALL BE INSTALLED ALONG THE PERIMETER OF THE STORAGE/WORK AREA, SUFFICIENT TO PROTECT AGAINST ACCESS BY CHILDREN, THE GENERAL PUBLIC AND OTHER TRESPASSERS.
- OPEN TRENCHES AND EXCAVATIONS SHALL BE PROTECTED AS SPECIFIED BY THE CONTRACTOR'S TRENCH SAFETY PLAN PREPARED FOR THIS PROJECT.

RECORD DRAWINGS BASED ON FIELD SURVEY (12/05) AND CONTRACTOR INFORMATION ONLY.


Mark of the Owner 2-8-06



RIDGE ROAD TOWN CENTRE
ROCKWALL, TEXAS

Vigor PROPERTIES INC.

Ridge Road Town Centre Partners, L.P.
by its General Partners:
RIDGE ROAD PARTNERS L.L.C.



Half Associates, Inc.
ENGINEERS • ARCHITECTS • SCIENTISTS • PLANNERS • SURVEYORS

8816 NORTHWEST PLAZA DRIVE
DALLAS, TEXAS 75225
TEL. (214) 346-6200
FAX (214) 739-4095

Project No:	AVO # 20817	
Issue:		
Revisions:		
No.	Date	Description
1	11/04/02	FIRST SUBMITTAL
2	4/6/03	SECOND SUBMITTAL
3	9/5/03	THIRD SUBMITTAL
4	9/5/03	FOURTH SUBMITTAL
5	3/20/04	FIFTH SUBMITTAL
7	10/29/04	SEVENTH SUBMITTAL
Drawn by:		
Checked by:		
Sheet Title:	PRIVATE SANITARY SEWER LIFT STATION	
Sheet Number:	C6.3	