


CURVE DATA				
CURVE	RADIUS	DELTA	LENGTH	CHORD BEARING
C1	1400.00'	97°34'0"	225.48'	S30°24'44"W
C2	300.00'	43°08'43"	225.81'	N47°22'15"E
C3	100.00'	88°40'48"	119.87'	S76°43'00"E
C4	1500.00'	8°49'57"	272.00'	S89°23'38"W
C5	110.00'	44°28'27"	83.30'	N42°43'38"E
C6	50.00'	68°37'56"	58.88'	S76°44'28"E



### RECORD DRAWINGS

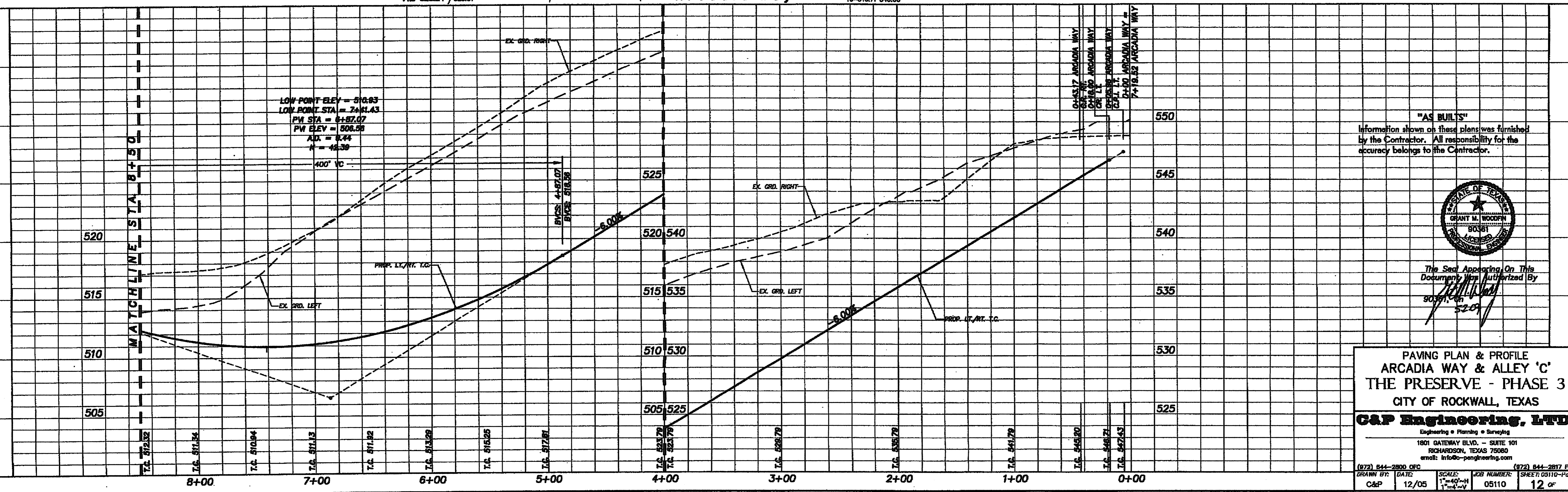
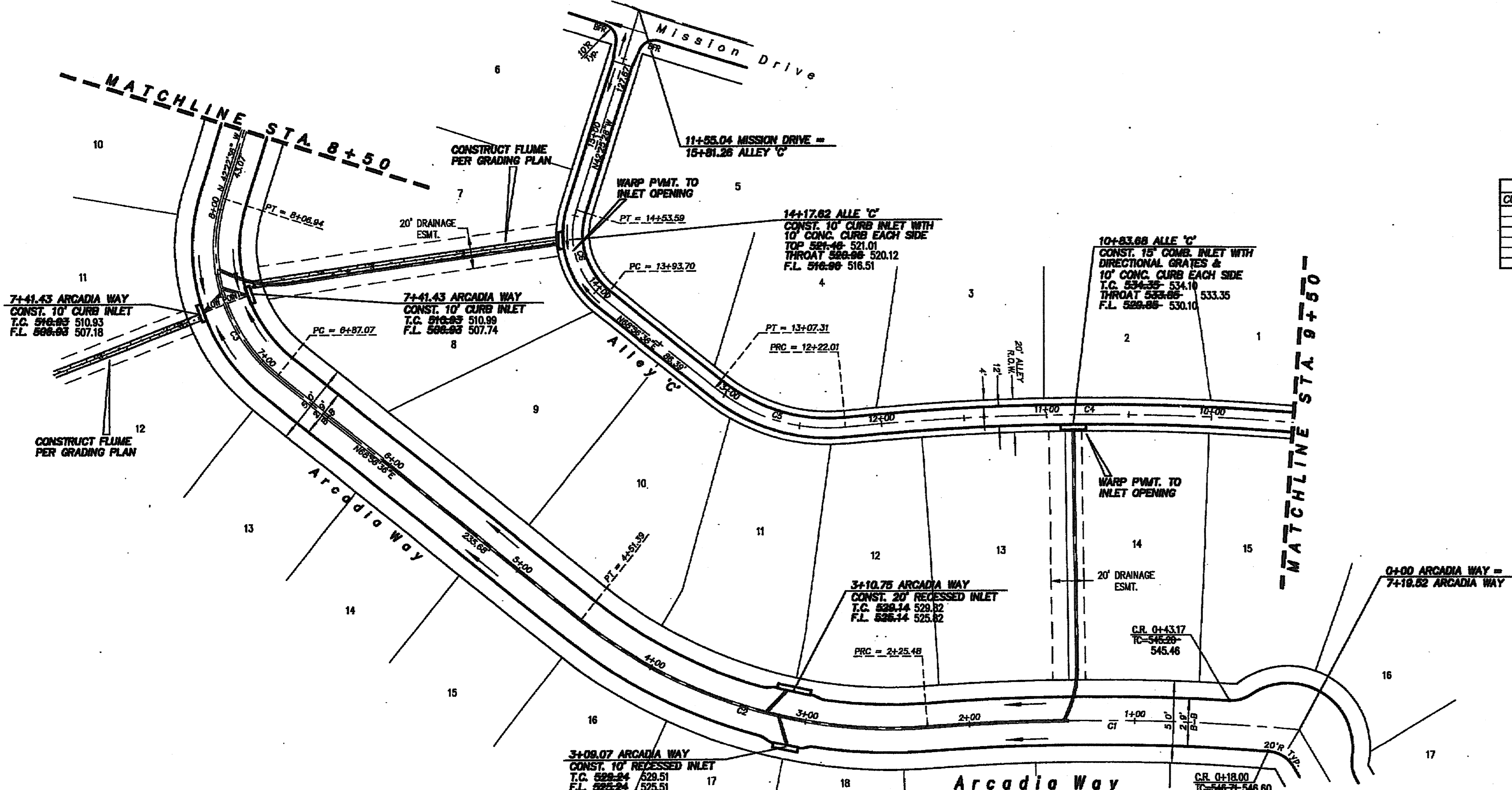
NOTE: THESE PLANS HAVE BEEN REVISED TO CONFORM WITH CONSTRUCTION RECORDS PROVIDED TO SPIARS ENGINEERING, INC. BY CONTRACTOR AND CITY STAFF AFTER AS-BUILTS WERE ORIGINALLY SUBMITTED TO THE CITY OF ROCKWALL, BY OTHERS. MODIFICATIONS TO PAVING, PAD AND UTILITY ELEVATIONS, AS REFLECTED ON THESE PLANS, WERE VERIFIED BY FIELD SURVEY PERFORMED IN DECEMBER, 2008.

**BENCH MARK: #1**  
BRASS CAP IN CL. OF MEDIAN NORTH ON LAKESHORE DRIVE NORTH OF THE INTERSECTION OF NORTH ALAMO AND LAKESHORE DRIVE.  
ELEV. 524.78


**BENCH MARK: #2**  
BRASS CAP IN CL. OF MEDIAN ON LAKESHORE DRIVE BETWEEN TO STREETS, STONEBROOK AND AMESBURY BEING NORTH OF HAVEN HILL.  
ELEV. 518.83

**CAUTION EXISTING UTILITIES !!!**

EXISTING UTILITIES AND UNDERGROUND FACILITIES INDICATED ON THESE PLANS HAVE BEEN LOCATED FROM REFERENCE INFORMATION. IT SHALL BE THE RESPONSIBILITY OF THE CONTRACTOR TO VERIFY BOTH HORIZONTALLY AND VERTICALLY THE LOCATION OF ALL EXISTING UTILITIES AND UNDERGROUND FACILITIES PRIOR TO CONSTRUCTION, TO TAKE THE NECESSARY PRECAUTIONS IN ORDER TO PROTECT ALL FACILITIES ENCOUNTERED. THE CONTRACTOR SHALL PRESERVE AND PROTECT ALL EXISTING UTILITIES FROM DAMAGE DURING CONSTRUCTION.



**"AS BUILTS"**  
Information shown on these plans was furnished by the Contractor. All responsibility for the accuracy belongs to the Contractor.



The Seal Appearing On This Document Was Authorized By  
*[Signature]*  
80361, 5209

PAVING PLAN & PROFILE  
ARCADIA WAY & ALLEY 'C'  
THE PRESERVE - PHASE 3  
CITY OF ROCKWALL, TEXAS

**C&P Engineering, LTD.**  
Engineering • Planning • Surveying

1801 GATEWAY BLVD., SUITE 101  
RICHARDSON, TEXAS 75080  
email: info@c-and-p-engineering.com

(972) 844-2800 OFC (972) 844-2817 FAX  
DRAWN BY: DATE: SCALE: JOB NUMBER: SHEET: 05110-1007  
C&P 12/05 1"=40'-H 05110 12 of