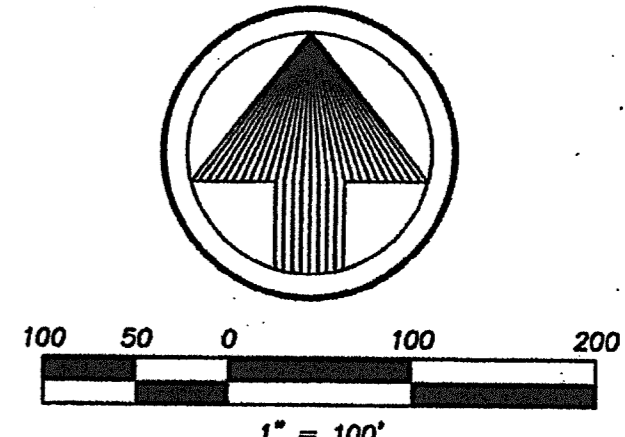
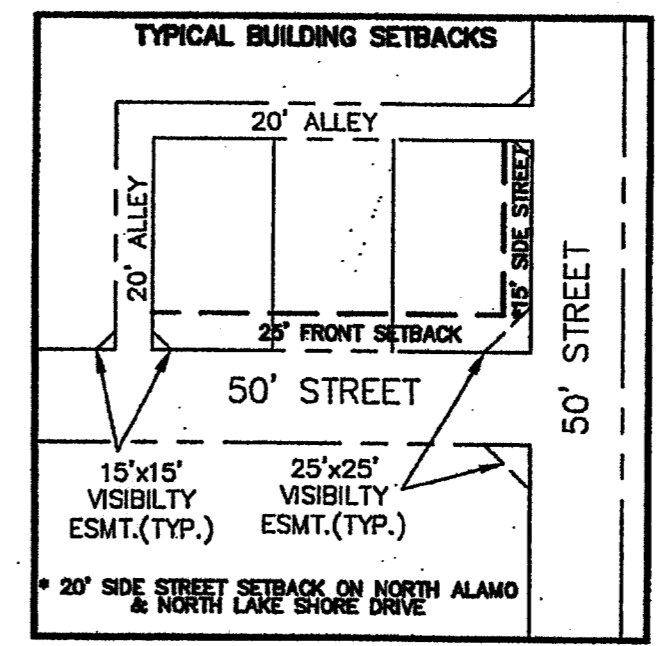
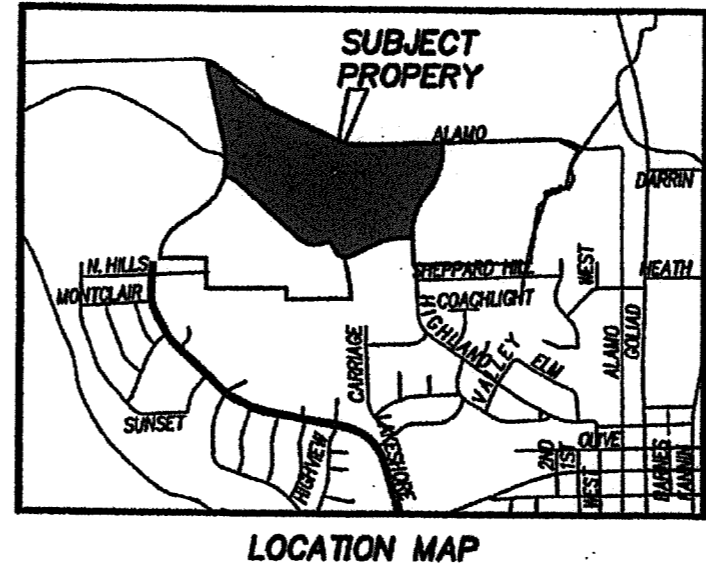


SHADDOCK DEVELOPERS, LTD.
 DOC# 07-00374923
 VOL. 5000 PG. 0268
 CALLED 1.4376 AC.

$R = 750.00'$
 $D = 1015'10''$
 $T = 67.28'$
 $L = 134.21'$
 $CH = 134.03'$
 $CB = N0617'38''W$



Engineer - Surveyor:
 ALJUDU DEBUDU
 C&P ENGINEERING, LTD. 11025 LINDRO
 1801 Gateway Blvd., Suite 101
 Richardson, Texas 75080 50-1111
 (972) 644-2800

Owned By:
 SHADDOCK DEVELOPERS, LTD.
 2400 Dallas Parkway, Suite 560
 Plano, Texas 75093
 (972) 985-5505

Job No. 05110
 August, 2007

G-193

Sheet 1 of 4

C:\p05110\p05110-19-19.dwg, 8/16/2007, 3:33:30 PM