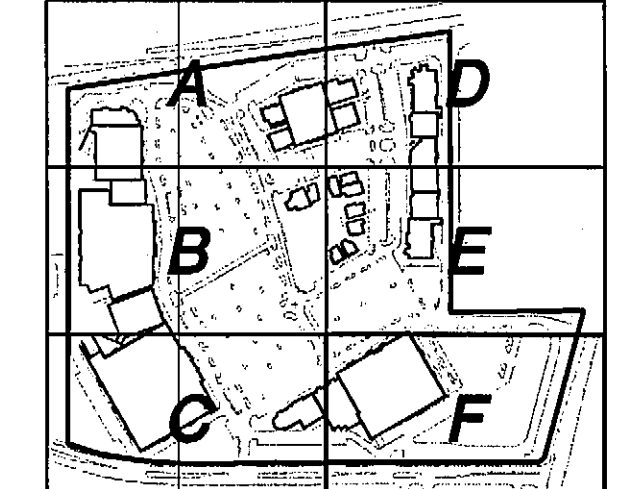


**DISCLAIMER**  
 TO THE BEST OF OUR KNOWLEDGE, THE WALLACE GROUP, INC. HEREBY STATES THAT THIS PLAN IS AS-BUILT/RECORD DRAWINGS. THE INFORMATION PROVIDED IS BASED ON SURVEYING CONDUCTED AT THE SITE AND INFORMATION PROVIDED BY THE CONTRACTOR.



**REVISIONS**  
 - REVISED ALIGNMENT  
 - CLEANOUT  
 - 2" WATER SERVICE  
 - 2" VALVE

1 - 6" VALVE  
 1 - 2" VALVE

1 - 8" VALVE  
 1 - 6" FH

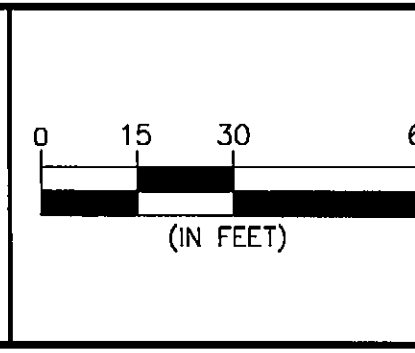
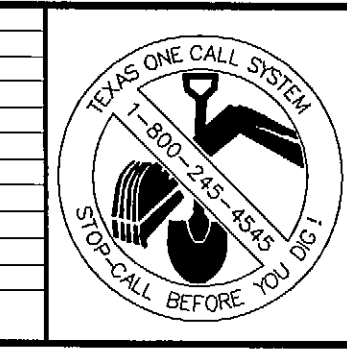
4 - 2" VALVES

- 2" IRRIGATION METER  
 - 2" VALVE

- 12"X8" TEE  
 - 12" VALVE

EXISTING 8" WATERLINE

REV	DATE	BY	DESCRIPTION
3-19-07		MM	Removed and revised fire hydrant locations
2-19-07		R33	Revised utility service connections & removed Fire Hydrants



DESIGNED:  
 DRAWN:  
 CHECKED:



"THE SEAL APPEARING ON THIS DOCUMENT WAS AUTHORIZED BY MATTHEW D. MORGAN, P.E. # 98329 ON THE DATE SHOWN ON THE DAYSTAMP. ALTERATION OF A SEALED DOCUMENT WITHOUT PROPER NOTIFICATION TO THE RESPONSIBLE ENGINEER IS AN OFFENSE UNDER THE TEXAS ENGINEERING PRACTICE ACT"

3/19/07 *Matthew D. Morgan*  
 DATE NAME

ENGINEERS ARCHITECTS

**THE WALLACE GROUP INC.**

SURVEYORS PLANNERS

THE WOODMONT COMPANY

PLAZA AT ROCKWALL

**UTILITY PLAN F**