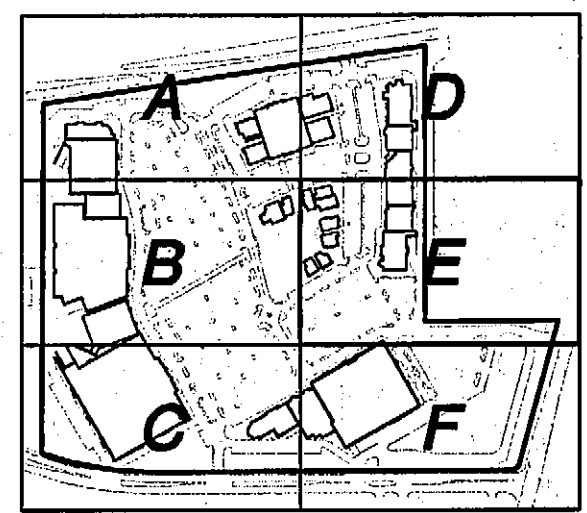


MATCHLINE UTILITY PLAN D - SEE SHEET C4.4

MATCHLINE UTILITY PLAN B - SEE SHEET C4.2

MATCHLINE UTILITY PLAN F - SEE SHEET C4.6



AS-BUILT LEGEND



NOTE THESE UTILITIES MUST BE INSTALLED BEFORE THE FIRE LANE CONCRETE IS PLACED. FIRE LANE CONCRETE MAY NOT BE SAWCUT AND REMOVED TO INSTALL UTILITIES AT A LATER DATE.

DISCLAIMER

TO THE BEST OF OUR KNOWLEDGE, THE WALLACE GROUP, INC. HEREBY STATES THAT THIS PLAN IS AS-BUILT/RECORD DRAWINGS. THE INFORMATION PROVIDED IS BASED ON SURVEYING CONDUCTED AT THE SITE AND INFORMATION PROVIDED BY THE CONTRACTOR.

CONNECT TO EXISTING 12" WATER MAIN  
INSTALL:  
1-12" VALVE  
CONTRACTOR TO FIELD VERIFY LOCATION OF EXISTING 12" WATER PRIOR TO CONSTRUCTION AND NOTIFY ENGINEER OF ANY DISCREPANCIES

INSTALL:  
1-8"x6" TEE  
1-8" VALVE  
1-6" VALVE  
1-FIRE HYDRANT

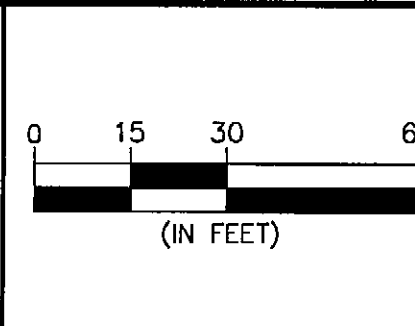
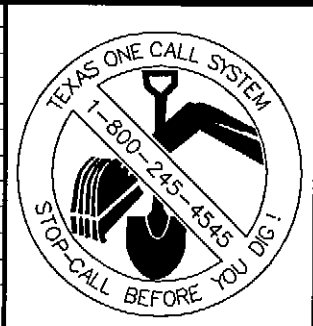
INSTALL:  
1-12"x8" TEE  
1-12" VALVE

INSTALL:  
2-12"-45" BENDS  
1-8" VALVE

INSTALL:  
1-8"x8" CROSS  
3-8" VALVES

INSTALL:  
1-8"-45" BEND

REV	DATE	BY	DESCRIPTION
1	9-10-07	MM	REVISED GRADES ON FIRE LANE DRIVE, UTILITY INSTALLATION NOTES
2	2-19-07	R23	Revised utility service connections & removed Fire Hydrants



DESIGNED:  
DRAWN:  
CHECKED:



"THE SEAL APPEARING ON THIS DOCUMENT WAS AUTHORIZED BY MATTHEW D. MORGAN, P.E. # 96329 ON THE DATE SHOWN ON THE DAYSTAMP. ALTERATION OF A SEALED DOCUMENT WITHOUT PROPER NOTIFICATION TO THE RESPONSIBLE ENGINEER IS AN OFFENSE UNDER THE TEXAS ENGINEERING PRACTICE ACT"

3/25/08  
DATE NAME

ENGINEERS ARCHITECTS  
**THE WALLACE GROUP INC.**  
 SURVEYORS PLANNERS

THE WOODMONT COMPANY  
 PLAZA AT ROCKWALL  
 UTILITY PLAN E

SHEET 26  
**C4.5**  
 OF 56 SHEETS