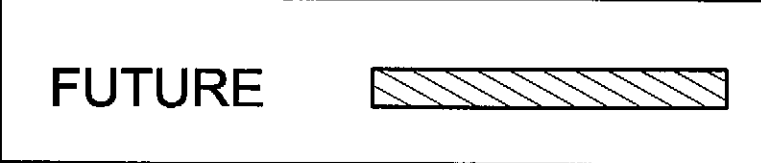


**6**  
**JC PENNEY**  
 103,639 SF  
 FF: 539.50'  
 BLD HT=30'

TERMINATE 18" STORM DRAIN LINE AT END OF JC PENNEY'S DOCK

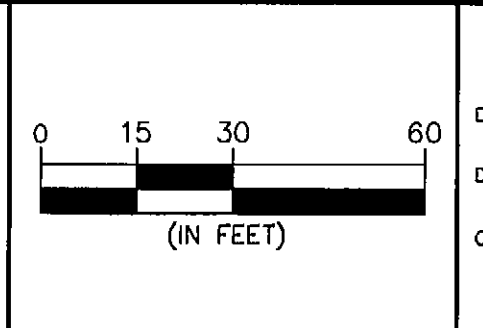
- STORMLINE 'A'**
- 10" CURB INLET INLET EL. = 538.50 18" FL = 534.80 HGL = 535.97
  - 12' LF 12" SLOTTED DRAIN INSTALL HEEL GUARD OVER SLOTS. TOP GRADE = 533.33 18" FL = 533.40 HGL = 533.56
  - 36' LF 12" SLOTTED DRAIN INSTALL HEEL GUARD OVER SLOTS. TOP GRADE = 535.50 18" FL = 530.36 HGL = 533.03
  - 3"x3" DROP INLET TOP GRADE = 536.50 18" FL(OUT) = 534.02 18" FL(IN) = 534.12 HGL = 535.26
  - 12' LF 12" SLOTTED DRAIN INSTALL HEEL GUARD OVER SLOTS. TOP GRADE = 540.00 18" FL = 534.84 HGL = 535.55
- STORMLINE 'B'**
- 2-TYPE "I" INLETS INLET EL. = 534.45 18" FL = 530.95 HGL = 532.98
  - 10" CURB INLET INLET EL. = 533.30 18" FL = 529.80 HGL = 529.80
  - 10" CURB INLET INLET EL. = 534.20 18" FL = 530.20 HGL = 530.20
- STORMLINE 'E'**
- POND INLET INLET EL. = 523.00 30" FL = 523.00
  - 1-TYPE "I" INLET INLET EL. = 538.50 18" FL = 535.00 HGL = 536.49
  - 2-TYPE "I" INLET INLET EL. = 537.50 18" FL = 534.00 HGL = 535.78
  - 2-TYPE "I" INLET INLET EL. = 537.50 18" FL = 534.80 HGL = 536.60
- POND INLETS**
- POND INLET INLET EL. = 526.50 30" FL = 526.50
  - POND OUTLET FL = 525.60
  - POND OUTLET FL = 524.40
  - POND INLET INLET EL. = 523.00 30" FL = 523.00
  - 3"x6" BOX CULVERT FL(IN) = 522.35
  - 3"x6" BOX CULVERT FL(OUT) = 521.55
  - POND INLET INLET EL. = 522.77 84" FL = 521.00
  - 8"x5" BOX CULVERT FL = 521.00
- CURB CUTS**
- 10" CURB CUT INLET EL. = 537.50
  - 10" CURB INLET FL = 528.00 TIE DIRECTLY INTO TOP OF 5"x8" BOX CULVERT W/ 18" RCP SEE DETAIL SH C6.1
  - 10" CURB INLET FL = 528.00 TIE DIRECTLY INTO TOP OF 5"x8" BOX CULVERT W/ 18" RCP SEE DETAIL SH C6.1
  - 10" CURB CUT FL = 535.75

**AS-BUILT LEGEND**




**DISCLAIMER**

TO THE BEST OF OUR KNOWLEDGE, THE WALLACE GROUP, INC. HEREBY STATES THAT THIS PLAN IS AS-BUILT/RECORD DRAWINGS. THE INFORMATION PROVIDED IS BASED ON SURVEYING CONDUCTED AT THE SITE AND INFORMATION PROVIDED BY THE CONTRACTOR.



DESIGNED: \_\_\_\_\_  
 DRAWN: \_\_\_\_\_  
 CHECKED: \_\_\_\_\_



"THE SEAL APPEARING ON THIS DOCUMENT WAS AUTHORIZED BY DAVID L. WAREX, P.E. # 83377 ON THE DATE SHOWN ON THE DAYSTAMP. ALTERATION OF A SEALED DOCUMENT WITHOUT PROPER NOTIFICATION TO THE RESPONSIBLE ENGINEER IS AN OFFENSE UNDER THE TEXAS ENGINEERING PRACTICE ACT"

3/25/18 *M. Morgan*  
 DATE NAME

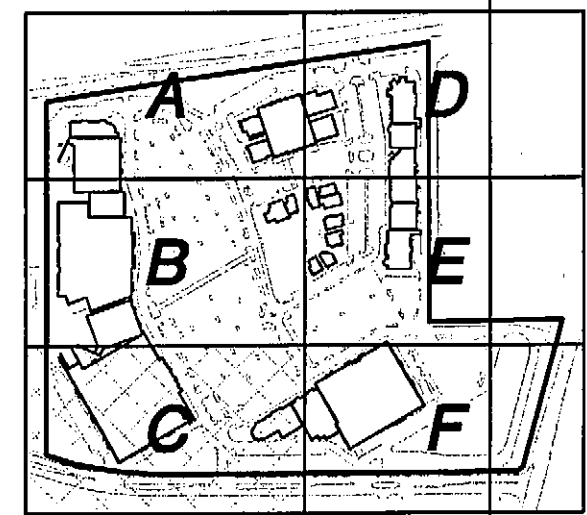
**ENGINEERS ARCHITECTS**  
**THE WALLACE GROUP INC.**  
**SURVEYORS PLANNERS**

**THE WOODMONT COMPANY**  
**PLAZA AT ROCKWALL**  
**GRADING PLAN C**

SHEET 37

C5.6

OF 56 SHEETS



G:\Projects\183555\mcc\AS-BUILT\C5.6-GRADING GR - C (C5.6).3/25/2018 5:25:18 AM rbs, Xerox, Mytel, jpk, 1, 11