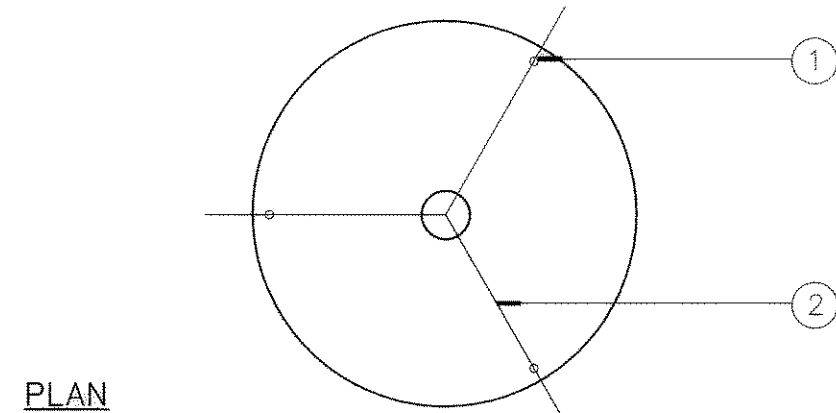
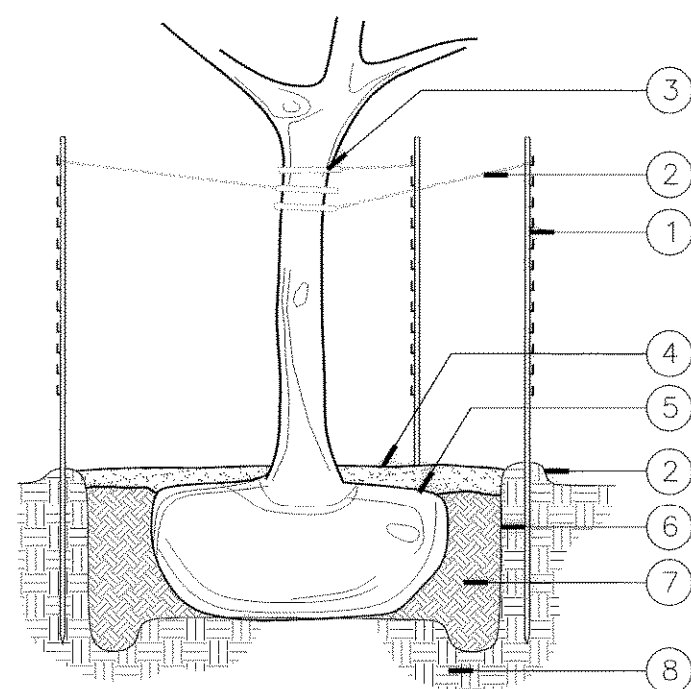


LANDSCAPE NOTES

- Plant material shall comply with all sizing and grading standards of the latest edition of "American Standard for Nursery Stock."
- Contractor shall stake out tree locations and bed configuration for approval by owner prior to installation.
- It is the responsibility of the contractor to advise the owner's representative of any condition found on site which prohibits installation as shown on these plans.
- In the event of a discrepancy between drawings and plant schedule, the drawings shall prevail.
- Locate all utilities prior to digging. Contractor shall be responsible for all damage incurred by his/her work.
- No substitutions shall be made without written authorization from the project Landscape Architect or the Owner.
- Plant bed preparation procedure shall be to add 3" of compost and 20 pounds of organic fertilizer (Greensence, Systone or equal) per 1,000 square feet (of bed) to entire bed. Bed should be tilled to a minimum depth of 6"-8".
- Existing soil shall be reasonably free of stones, lumps of clay, roots and other foreign matter. Acidity to be between 5.0 and 7.0 pH.
- If rocks are encountered, remove to a depth of 4" and add 4" of friable fertile topsoil to all sodded areas. Grade according to Engineer's grading plan.
- Lawn areas shall have 4" minimum friable topsoil and be treated with fertilizer applied at a rate of 20 pounds per 1,000 square feet.
- All plant beds shall be top dressed with a minimum 2" of shredded hardwood mulch.
- Provide steel edge between all plant beds and lawn areas unless indicated differently on plans.
- All disturbed areas not indicated as planting beds shall be seeded by Contractor to provide an established turf area.
- Tree planting pits shall be backfilled with top soil, and cleared of all rocks, lumps of clay and other foreign material. Place 1" of compost and 3" of mulch on top of root ball.
- Methods of tree staking indicated on the drawings are for suggestion only. The landscape contractor shall use whatever method he/she deems fit, however, he/she will be held liable for any damage caused to trees due to improper staking methods (including absence of staking), and will be responsible for adjusting and/or replanting trees which are not held upright during the warranty period.
- Trees shall be planted at least 4 feet from any right-of-way line, curb, walk or fire hydrant, and outside all utility easements.
- Trees shall be planted at least 8 feet from any public utility line.
- Trees overhanging walks and parking areas shall have a clear trunk height of 7 feet from finish surface grade.
- Trees planted on slopes shall be placed in planting pits of adequate depth such that the soil stain at the base of the trunk matches that of the average grade or slope.
- During the warranty period The owner, tenant, and/or their agent (if any) shall be jointly responsible for the maintenance of all landscaping. All required landscaping shall be maintained in a neat and orderly manner at all times. The work shall include - but not be limited to - mowing, edging, pruning, fertilizing, watering, weeding and other such activities common to the maintenance of landscaping. All plant materials shall be maintained in a healthy and growing condition as is appropriate for the season of the year. Plant material that is damaged, destroyed, removed, or showing more than 40% defoliation, shall be replaced with plant material of similar size and variety within thirty (30) days.
- Contractor shall warranty plant material to remain alive and healthy for a period of one year after the final acceptance. Warranty shall not include damage for loss of plant material due to natural causes, acts of vandalism or negligence on the part of the owner.
- Landscape areas shall be kept free of trash, litter and weeds.
- The property owner is responsible for regular weeding, mowing, irrigation, fertilizing, pruning and other maintenance of all plantings. The required landscaping must be maintained in a healthy, growing condition at all times.
- All landscaped areas must be maintained in a living state and in a neat and orderly manner in accordance with the landscape plan approved by the City Plan Commission.
- All landscaped areas must be irrigated by an automatic underground irrigations system, equipped with rain and freeze sensors.



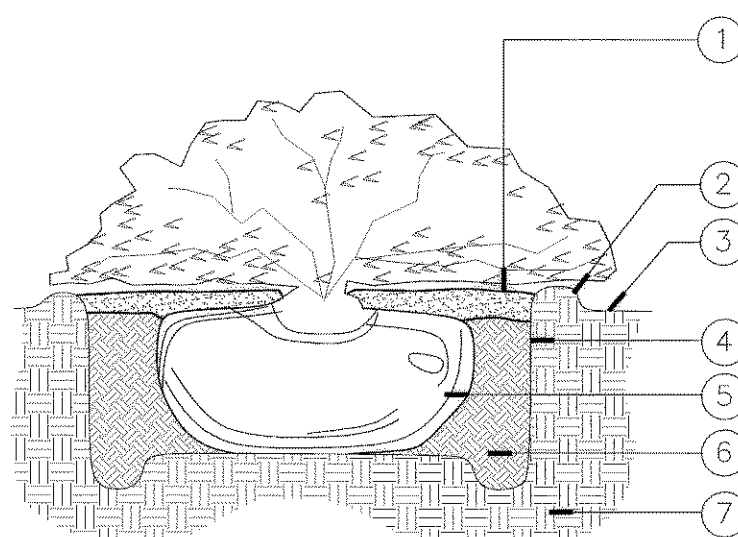
PLAN



SECTION

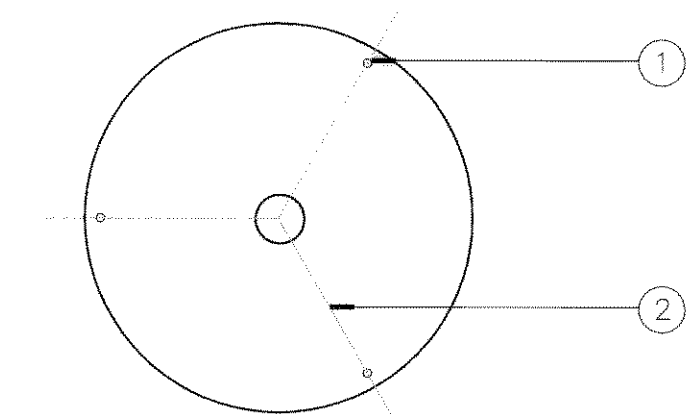
B TREE PLANTING

N.T.S.

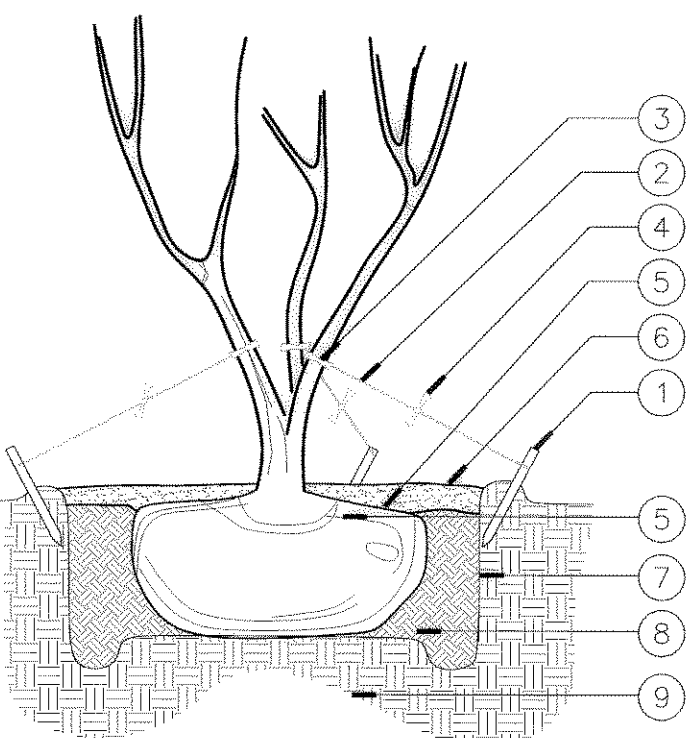


C SHRUB PLANTING

N.T.S.



PLAN

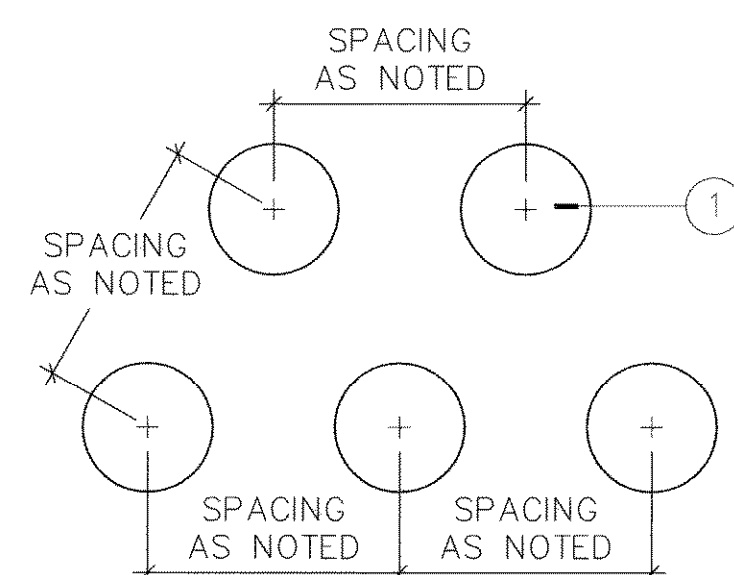


SECTION

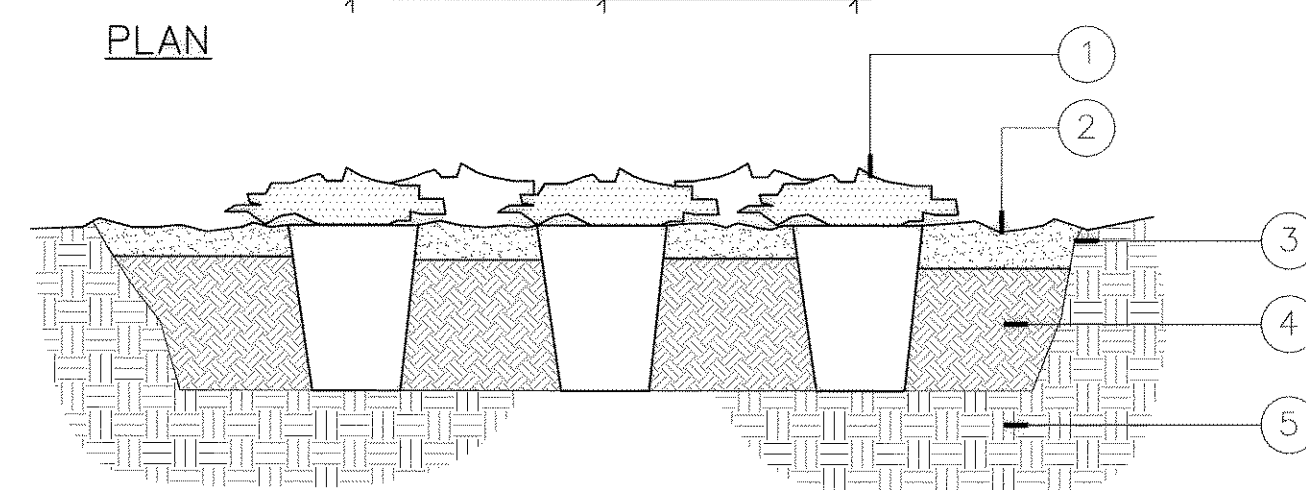
A MULTI-TRUNK TREE PLANTING

N.T.S.

- 2"x2"x24" WOOD STAKE, 3 PER TREE, SPACED EQUALLY, MATERIAL PER SPECIFICATIONS.
- GALVANIZED GUY WIRE, ADD TURNBUCKLES IF NECESSARY TO STABILIZE TREE
- RUBBER CHAFING GUARD
- WARNING FLAGS
- ROOT BALL: REMOVE BURLAP, BURLAP TIES, AND WIRE BASKET FROM TOP 1/3 OF ROOTBALL. REMOVE ALL NYLON STRINGS, PLASTIC LINERS, AND OTHER SYNTHETIC MATERIALS FROM THE ENTIRE ROOTBALL.
- 1" COMPOST & 3" MULCH PER SPECIFICATIONS
- PLANTING PIT EXCAVATED TWO TO THREE TIMES WIDTH OF ROOTBALL. PIT DEPTH AS NEEDED TO SET ROOTBALL COLLAR AT PROPOSED FINISHED GRADE. PLACE ROOTBALL ON SOLID SOIL AND NOT LOOSE BACKFILL.
- BACKFILL PIT WITH NATIVE SOIL
- UNDISTURBED EARTH



PLAN

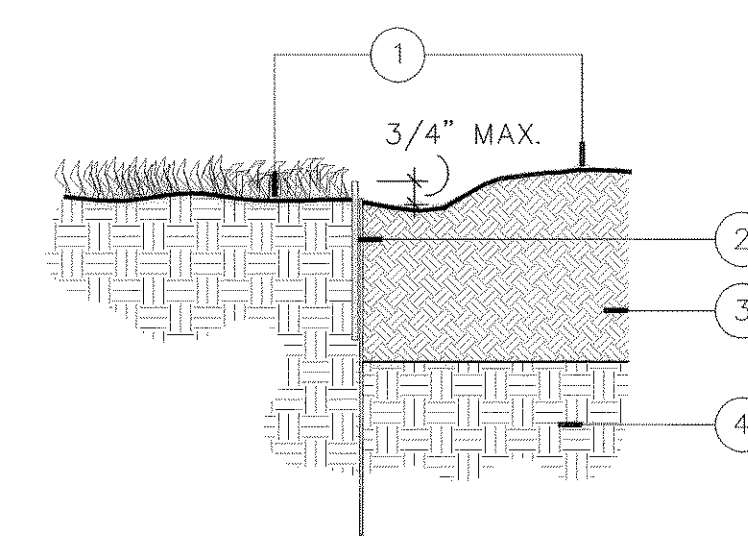


SECTION

D GROUNDCOVER / ANNUAL PLANTING

N.T.S.

- 2"x2"x8' STEEL FENCE "T" POST, 3 PER TREE, SPACED EQUALLY, MATERIAL PER SPECIFICATIONS.
- GALVANIZED GUY WIRE, ADD TURNBUCKLES IF NECESSARY TO STABILIZE TREE
- RUBBER CHAFING GUARD
- 1" COMPOST & 3" MULCH PER SPECIFICATIONS
- ROOT BALL: REMOVE BURLAP, BURLAP TIES, AND WIRE BASKET FROM TOP 1/3 OF ROOTBALL. REMOVE ALL NYLON STRINGS, PLASTIC LINERS, AND OTHER SYNTHETIC MATERIALS FROM THE ENTIRE ROOTBALL.
- PLANTING PIT EXCAVATED TWO TO THREE TIMES WIDTH OF ROOTBALL. PIT DEPTH AS NEEDED TO SET ROOTBALL COLLAR AT PROPOSED FINISHED GRADE. PLACE ROOTBALL ON SOLID SOIL AND NOT LOOSE BACKFILL.
- BACKFILL PIT WITH NATIVE SOIL
- UNDISTURBED EARTH



E STEEL EDGING

N.T.S.

- DIFFERENT PLANTING TREATMENTS.
- STEEL EDGING
- AMENDED BED SOIL. 6" MINIMUM DEPTH - REF: NOTES FOR MIX. & DEPTH.
- NATIVE SOIL

PLANT LIST

QUANTITY	SYMBOL	BOTANICAL NAME	COMMON NAME	SPECIFICATION
TREES				
4	UC	Ulmus crassifolia	Cedar Elm	3" cal., 10-12' ht. container grown
3	LI	Lagerstroemia indica	Crepe Myrtle	Multi-trunk, min. 3 stems, 8-10' ht., 65 gal. container
7	IV	Ilex vomitoria	Yaupon Holly	Multi-trunk, min. 3 stems,
SHRUBS				
94	RI	Raphiolepis indica	Indian Hawthorne	5 gal., 3' o.c. 24-30" ht., full
23	PR	Penisetum rubrum	Red Fountain Grass	3 gal. min., 3' o.c. 24-30" ht., full
GROUNDCOVER				
685	LM	Liriope muscari	Liriope	1 gal., 18" o.c.
1,195	TA	Trachelospermum asiaticum	Asian Jasmine	4" min. pot, 12" o.c.
PER PLAN	LAWN	Cynodon dactylon	Common Bermuda	Sod or seed (2 lbs per 1,000 sf, seed)

RECORD DRAWING

DATE: 6/14/06

THIS RECORD DRAWING HEREIN REFLECTS TO THE BEST OF THE DESIGN LANDSCAPE ARCHITECT'S KNOWLEDGE BASED ON A FIELD VERIFICATION SURVEY DIRECTED BY THE ENGINEER, THE LOCATION OF THE CONSTRUCTED WORK, USING INFORMATION AS PROVIDED BY THE CONTRACTOR, FIELD VISITS AND THE REFERENCED SURVEY.

BENCHMARKS

"X" found for corner in the southwest line of F.M. Road No. 3097, a 100 foot right-of-way at this point, said point being at the southeasterly corner of a 7.5 foot strip of land dedicated for widening of said F.M. Road No. 3097 as shown by plat of Lot 1, Block A of Mr. M. Addition

Scale: AS SHOWN

Designed by: JAF
 Drawn by: JAF
 Checked by: JWL
 Date: JUNE 2006
 Project No. 06061015

LANDSCAPE DETAILS

SHEET L-2 OF 2

Kimley-Horn and Associates, Inc.
 Tel. No. (817) 338-6511
 Fax No. (817) 338-6070
 801 Cherry Street, Unit 11, Suite 1025
 Fort Worth, Texas 76102

REGISTERED LANDSCAPE ARCHITECT
 STATE OF TEXAS
 6/14/06