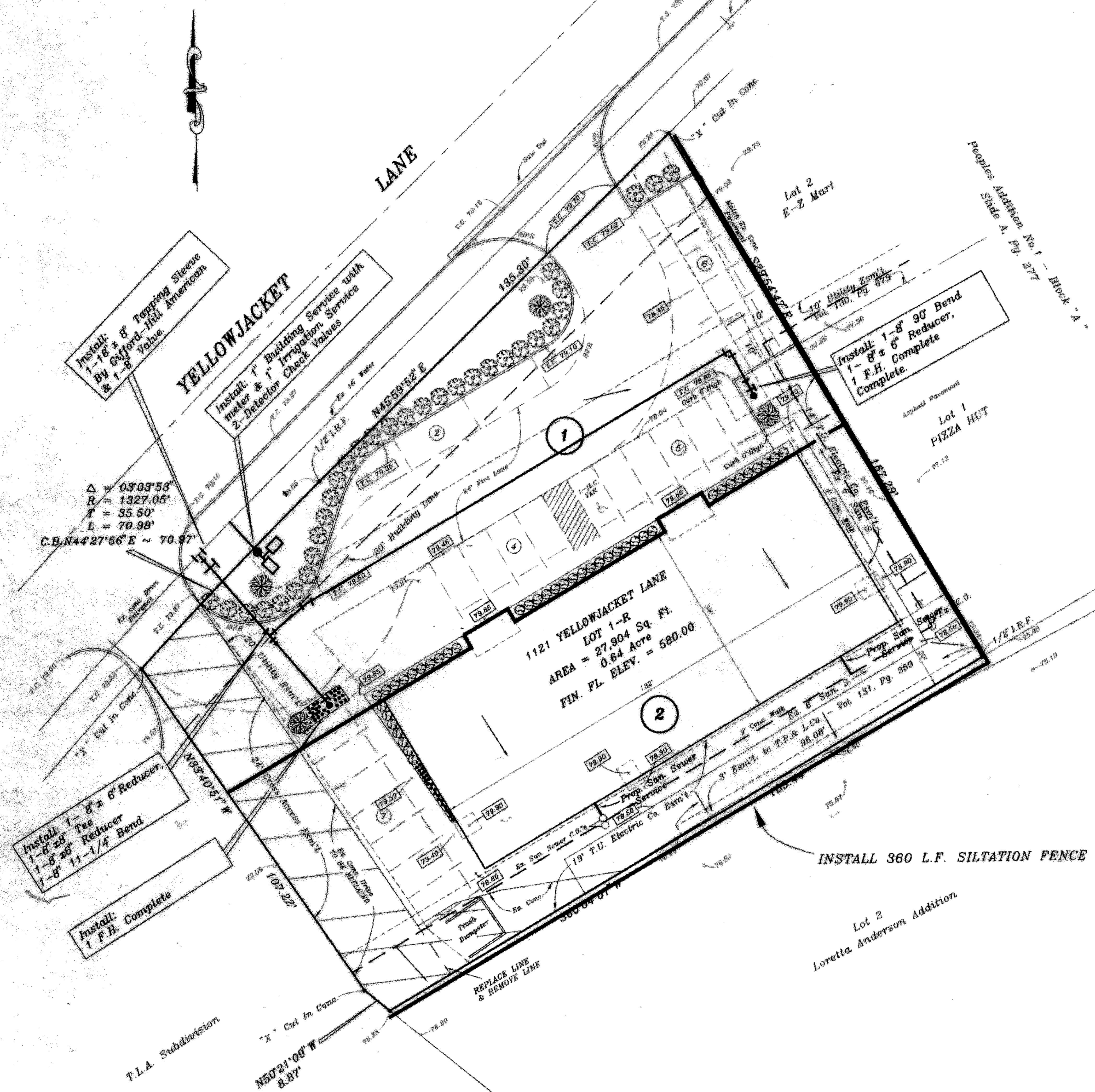

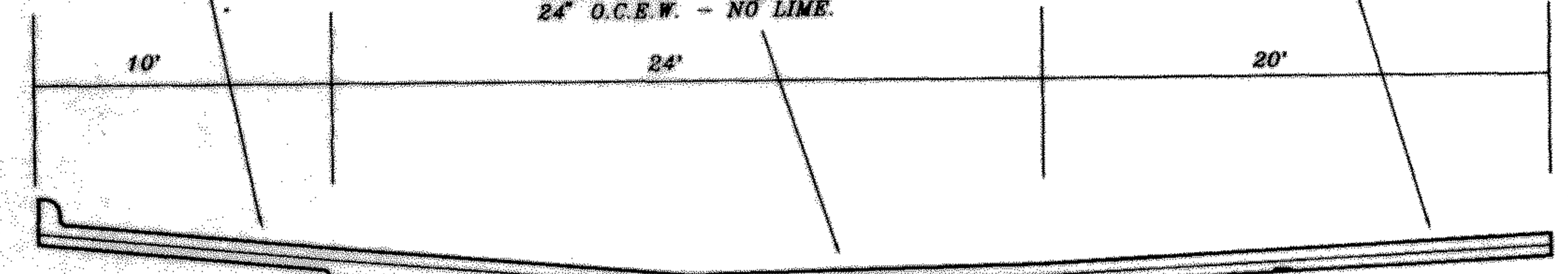

TYPICAL PAVING DETAIL

N.T.S.

D. A.	AREA	C	I	Q
1	0.31	0.90	9.8	2.73
2	0.33	0.90	9.8	2.91

NOTE: Landscape Area Required = 4,883 Sq. Ft.
Provided = 5,226 Sq. Ft.

LEGEND

- 4 - 3" Live Oaks
- 32 - Red Tip Photenias
- 42 - Dwarf Burford Hollys
- 12" O.C. Asian Jasmine
- 79.86 = Existing Elevations
- 78.90 = Proposed Finished Pavement Elevation.
- T.C. 79.60 = Proposed Top Of Curb Elevation.

STANDARDS FOR SILT FENCE

DEFINITION

TEMPORARY BARRIER FENCE MADE OF BURLAP OR POLYPROPYLENE MATERIAL WHICH IS WATER PERMEABLE BUT WILL TRAP WATER - BORNE SEDIMENT.

PURPOSE

TO INTERCEPT AND DETAIN WATER - BORNE SEDIMENT FROM UNPROTECTED AREAS OF LIMITED EXTENT.

CONDITIONS WHERE PRACTICE APPLIES

SILT FENCE IS USED DURING THE PERIOD OF CONSTRUCTION NEAR THE PERIMETER OF A DISTURBED AREA TO INTERCEPT SEDIMENT WHILE ALLOWING WATER TO PERCOLATE THROUGH. THIS FENCE SHALL REMAIN IN PLACE UNTIL THE DISTURBED AREA IS PERMANENTLY STABILIZED. SILT FENCE SHOULD NOT BE USED WHERE THERE IS A CONCENTRATION OF WATER IN A CHANNEL OR OTHER DRAINAGE WAY.

DESIGN CRITERIA

SILT FENCE IS CONSTRUCTED NEAR THE PERIMETER OF A DISTURBED SITE WITHIN THE DEVELOPING AREA. IT IS NOT TO BE CONSTRUCTED OUTSIDE THE PROPERTY LINES WITHOUT OBTAINING A LETTER OF PERMISSION FROM THE AFFECTED ADJACENT PROPERTY OWNERS.

A DESIGN IS NOT REQUIRED FOR THE INSTALLATION OF THE SILT FENCE. HOWEVER, THE FOLLOWING CRITERIA SHALL BE OBSERVED :

DRAINAGE AREA -	LESS THAN TWO ACRES
HEIGHT -	30 INCHES MINIMUM HEIGHT MEASURED FROM EXISTING OR GRADED GROUND.
MATERIAL -	BURLAP, POLYPROPYLENE FABRIC, OR NYLON REINFORCED WITH POLYESTER NETTING. THE MULLEN BURST STRENGTH SHALL BE GREATER THAN 150 PSI. THE EDGES SHALL BE TREATED TO PREVENT UNRAVELING.
SUPPORT -	STEEL FENCE POSTS SPACED A MAXIMUM OF 8 FEET APART. WOVEN WIRE WILL BE USED TO SUPPORT THE MATERIAL.

OUTLET

SILT FENCE SHALL BE PLACED AND CONSTRUCTED IN SUCH A MANNER THAT RUNOFF FROM A DISTURBED SURFACE OR EXPOSED UPLAND AREA SHALL BE INTERCEPTED, SEDIMENT TRAPPED, AND THE SURFACE RUNOFF ALLOWED TO PERCOLATE THROUGH THE STRUCTURE.

SILT FENCE SHALL BE PLACED IN SUCH A MANNER THAT SURFACE RUNOFF WHICH PURCOLATES THROUGH WILL FLOW ONTO AN UNDISTURBED STABILIZED AREA OR STABILIZED OUTLET.

EROSION CONTROL GENERAL NOTES

1. STEEL POSTS WHICH SUPPORT THE SILT FENCE SHALL BE INSTALLED ON A SLIGHT ANGLE TOWARD THE ANTICIPATED RUNOFF SOURCE.
2. THE TOE OF THE SILT FENCE SHALL BE TRENCHED IN WITH A SPADE OR MECHANICAL TRENCHER SO THAT THE DOWNSLOPE FACE OF THE TRENCH IS FLAT AND PERPENDICULAR TO THE LINE OF FLOW.
3. THE TRENCH SHOULD BE A MINIMUM OF 4 INCHES DEEP AND 4 INCHES WIDE TO ALLOW FOR THE SILT FENCE TO BE LAID IN THE GROUND AND BACKFILLED.
4. SILT FENCE SHOULD BE SECURELY FASTENED TO EACH STEEL SUPPORT POST OR TO WOVEN WIRE, WHICH IS IN TURN ATTACHED TO THE STEEL FENCE POSTS.
5. INSPECTION SHALL BE FREQUENT AND REPAIR OR REPLACEMENT SHALL BE MADE PROMPTLY AS NEEDED.
6. SILT FENCE SHALL BE REMOVED WHEN IT HAS SERVED ITS USEFULNESS, SO AS NOT TO BLOCK OR IMPEDE STORM FLOW OR DRAINAGE.
7. SEDIMENT TRAPPED BY THIS PRACTICE SHALL BE DISPOSED OF IN AN APPROVED SITE IN A MANNER THAT WILL NOT CONTRIBUTE TO ADDITIONAL SILTATION.
8. ACCUMULATED SILT SHALL BE REMOVED WHEN IT REACHES A DEPTH OF 6 INCHES AND DISPOSED OF IN AN APPROVED SPOIL SITE OR AS IN NO. 7 ABOVE.
9. EROSION PROTECTION WILL BE DELETED OR ADDED PER THE CITY OF ROCKWALL
10. THE CONTRACTOR SHALL COMPLY WITH ALL APPLICABLE FEDERAL, STATE, AND LOCAL EROSION, CONSERVATION, AND SILTATION ORDINANCES. THE CONTRACTOR SHALL REMOVE ALL TEMPORARY EROSION CONTROL DEVICES UPON COMPLETION OF PERMANENT DRAINAGE FACILITIES AND THE ESTABLISHMENT OF A STAND OF GRASS OR OTHER GROWTH TO PREVENT EROSION.
11. ALL SEEDING AND FERTILIZATION OF DISTURBED AREAS WILL BE THE RESPONSIBILITY OF THE GRADING CONTRACTOR.

STORM DRAIN INLET PROTECTION CONSTRUCTION SPECIFICATIONS

1. WOODEN FRAME IS TO BE CONSTRUCTED OF 2" X 4" CONSTRUCTION GRADE LUMBER.
2. WIRE MESH MUST BE OF SUFFICIENT STRENGTH TO SUPPORT FILTER FABRIC, AND STONE FOR CURB INLETS, WITH WATER FULLY IMPOUNDED AGAINST IT.
3. FILTER CLOTH MUST BE OF A TYPE APPROVED FOR THIS PURPOSE; RESISTANT TO SUNLIGHT WITH SIEVE SIZE, EOS, 40-85, TO ALLOW SUFFICIENT PASSAGE OF WATER AND REMOVAL OF SEDIMENT.
4. STONE IS TO BE 2" IN SIZE AND CLEAN, SINCE FINES WOULD CLOG THE CLOTH.
5. THE ASSEMBLY SHALL BE PLACED SO THAT THE END SPACERS ARE A MINIMUM 1' BEYOND BOTH ENDS OF THE THROAT OPENING.
6. FORM THE WIRE MESH AND FILTER CLOTH TO THE CONCRETE GUTTER AND AGAINST THE FACE OF CURB ON BOTH SIDES OF THE INLET. PLACE CLEAN 2" STONE OVER THE WIRE MESH AND FILTER FABRIC IN SUCH A MANNER AS TO PREVENT WATER FROM ENTERING THE INLET UNDER OR AROUND THE FILTER CLOTH.
7. THIS TYPE OF PROTECTION MUST BE INSPECTED FREQUENTLY AND THE FILTER CLOTH AND STONE REPLACED WHEN CLOGGED WITH SEDIMENT.
8. ASSURE THAT STORM FLOW DOES NOT BYPASS INLET BY INSTALLING TEMPORARY EARTH OR ASPHALT DIKES DIRECTING FLOW INTO INLET.

NOTES :
1. SHOULD WORK CEASE FOR A PERIOFD OF 21 DAYS PERMANENT STABALIZATION SHALL BE INSTALLED.
2. SHOULD THE CONTRACTOR STORE ANY FUEL OR OTHER HAZARDOUS MATERIAL ONSITE THIS PLAN WILL BE MODIFIED TO REFLECT PROTECTION MEASURES.

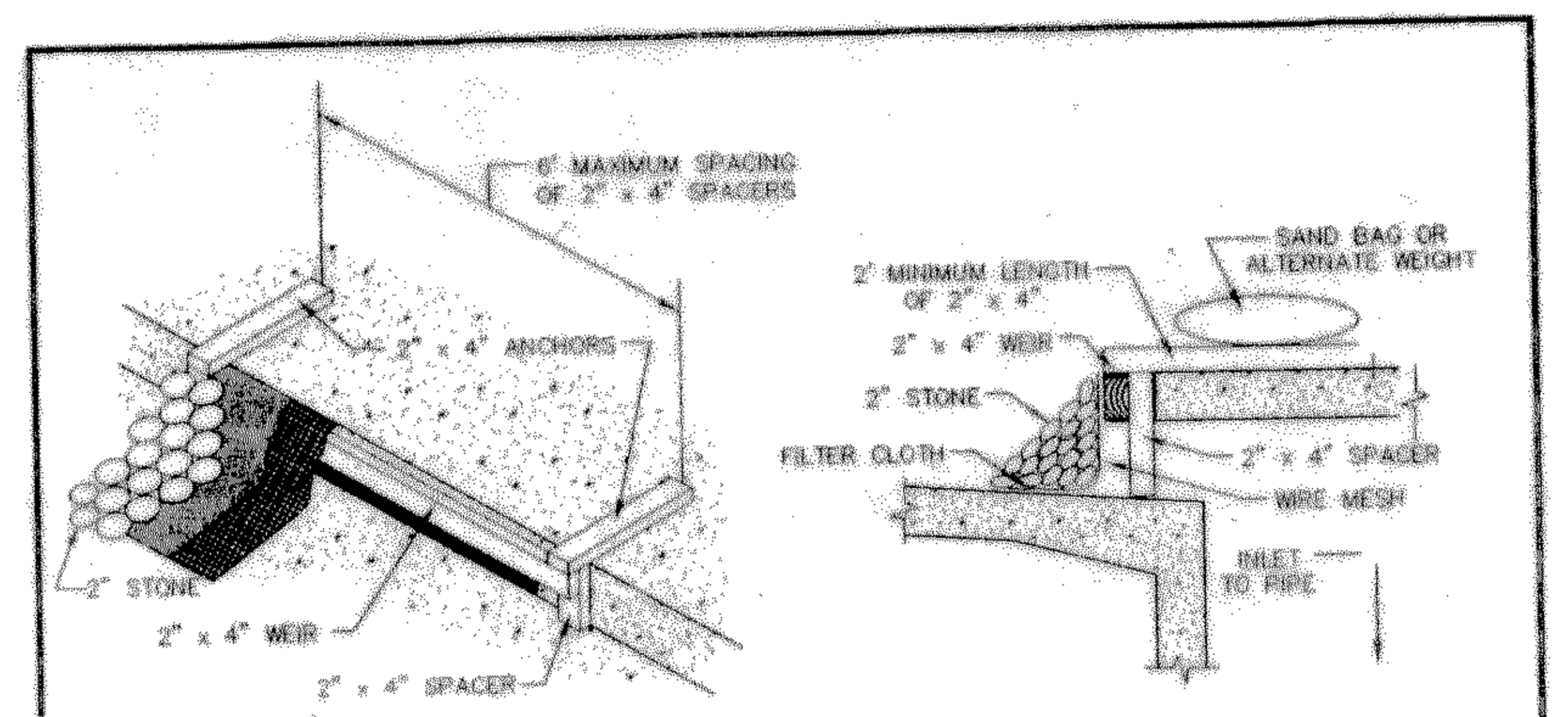

CURB INLET
PROTECTION DETAIL
N.T.S.

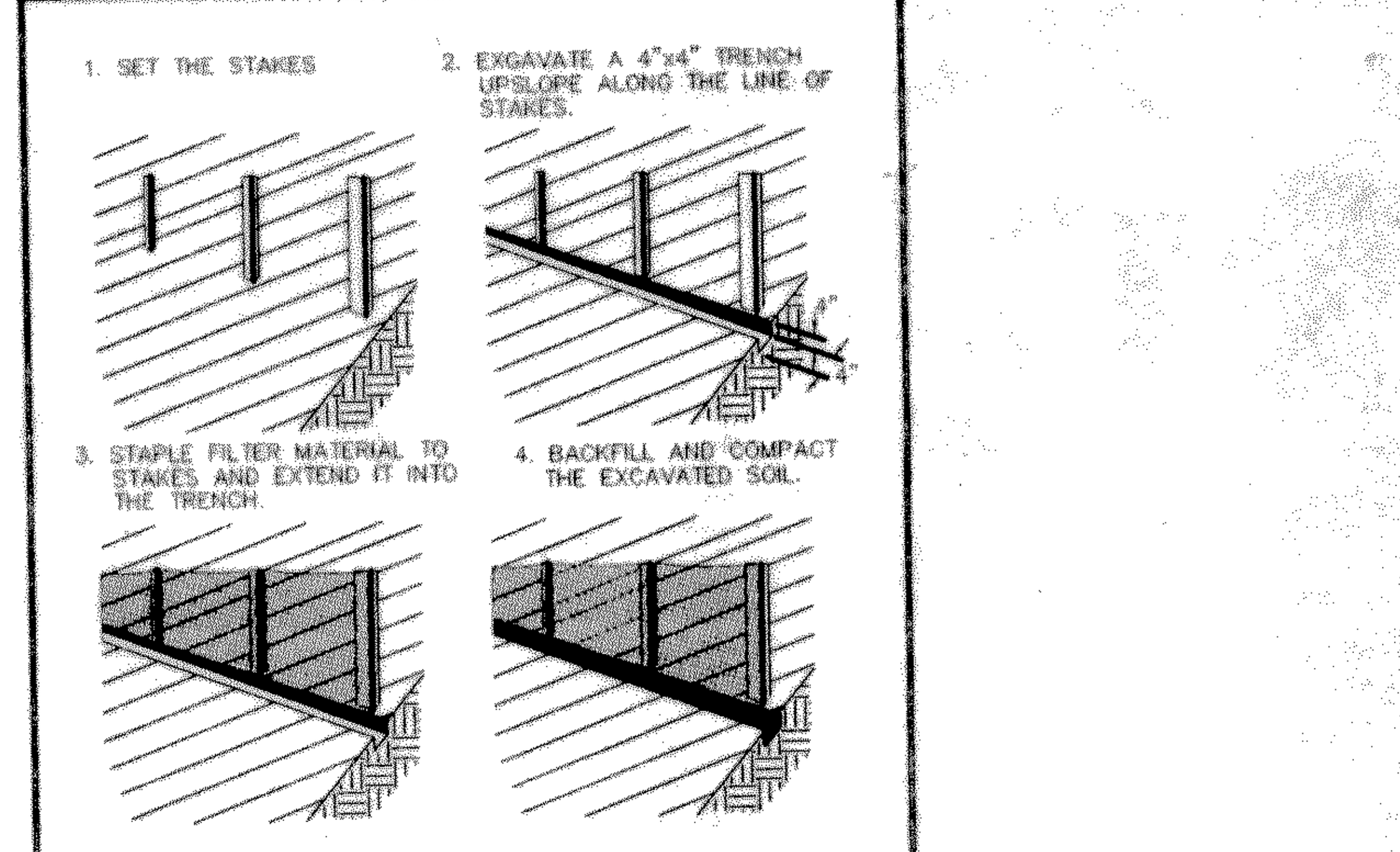

CONSTRUCTION OF
A FILTER BARRIER
N.T.S.

AS BUILT

STATE OF TEXAS
HAROLD L. EVANS
23155
REGISTERED PROFESSIONAL ENGINEER

5-99

WATER & SANITARY SEWER,

1. Revisions.	4-20-99
2. Revisions.	5/14/99

REVISION DESCRIPTION

9927SITE

HAROLD L. EVANS
CONSULTING ENGINEER
P.O. BOX 28355
2331 GUS THOMASSON ROAD, SUITE 102
DALLAS, TEXAS 75228, (214) 328-8133

DATE	SCALE	DESIGN	DRAWN
APRIL, 1999	1" = 20'	H.L.E.	L.W.G.

SITE, LANDSCAPE & GRADING PLAN
1121 YELLOWJACKET LANE
MUCKLEROY ADDITION
CITY OF ROCKWALL

SHEET NO. 3 / 3

JOB NO. 9927