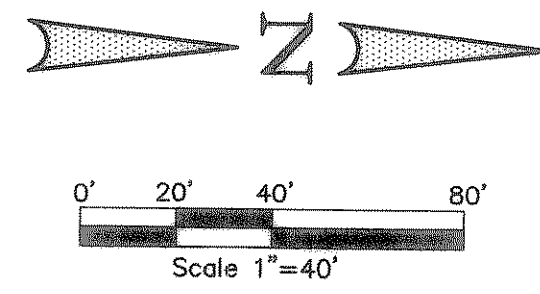
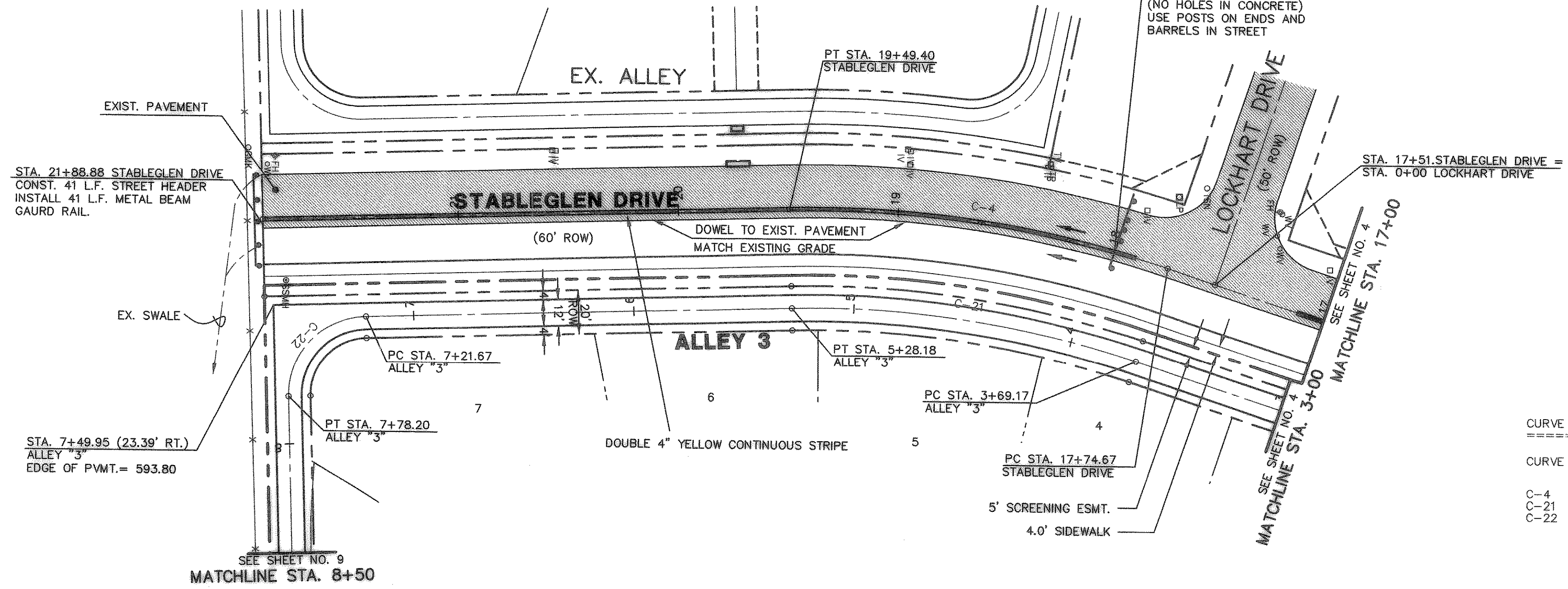


LOFLAND FARMS
PHASE 2

STA. 18+00 STABLEGLEN DRIVE
INSTALL GUARD RAIL BARRICADE
(NO HOLES IN CONCRETE)
USE POSTS ON ENDS AND
BARRELS IN STREET



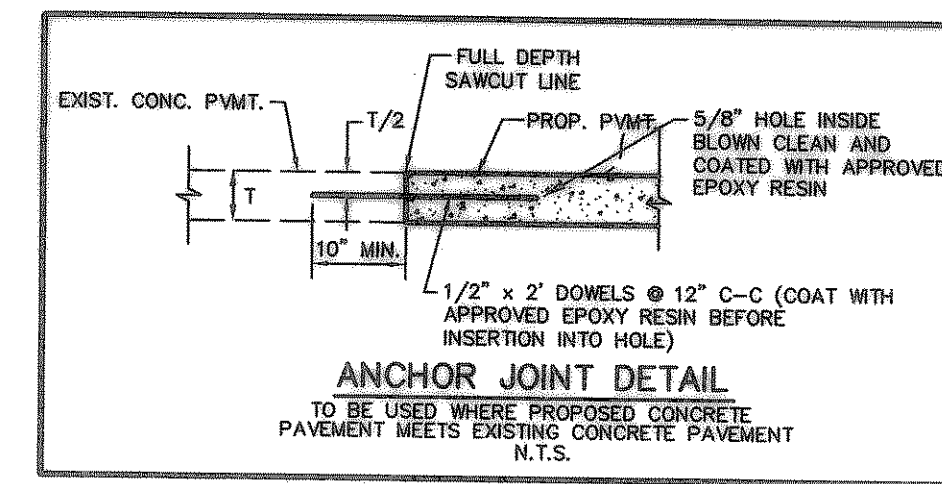
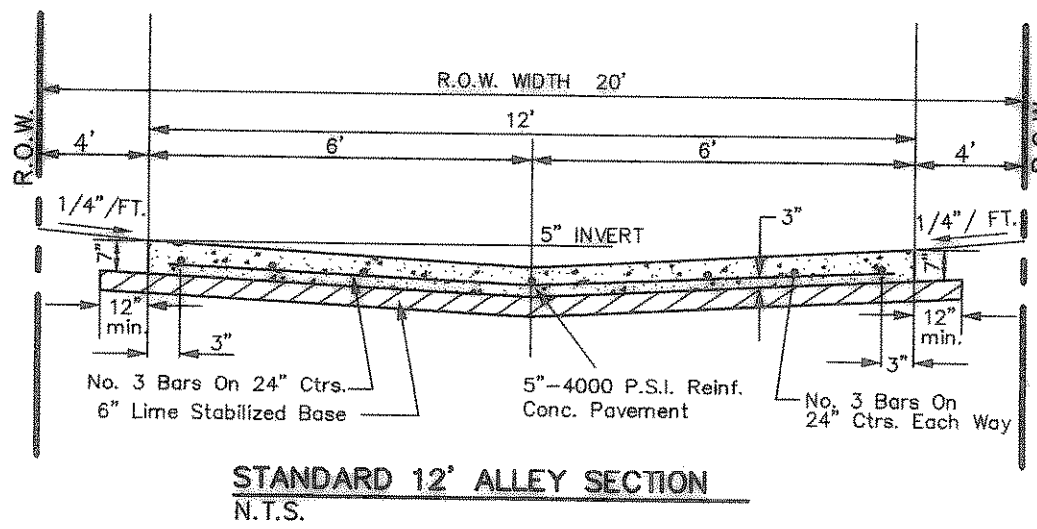
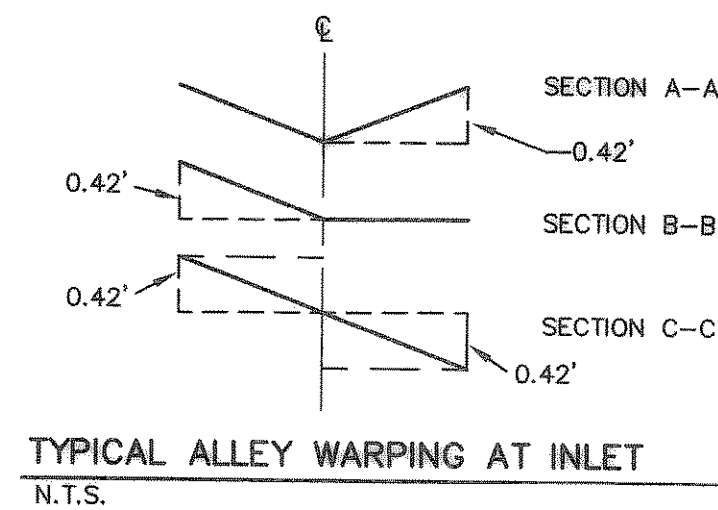
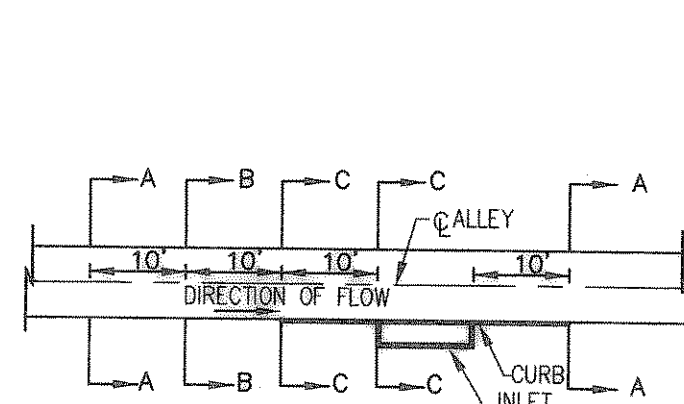
LEGEND

TC	Top of Curb
TP	Top of Pavement
CR	Curve Return
FL	Flow Line
2	Street Station
Handicap Ramp @ Street & Street Intersection	
Handicap Ramp @ Street & Alley Intersection	
PP	Power Pole
WV	Water Valve
TP	Telephone Pedestal
WM	Water Meter
TH	Fire Hydrant
LP	Light Pole
IV	Irrigation Valve
TSN	Traffic Signs
SSMH	Sanitary Sewer Manhole
STMH	Storm Sewer Manhole
WMK	Water Marker
B-B	Back to Back
C-C	Center to Center

CURVE REPORT

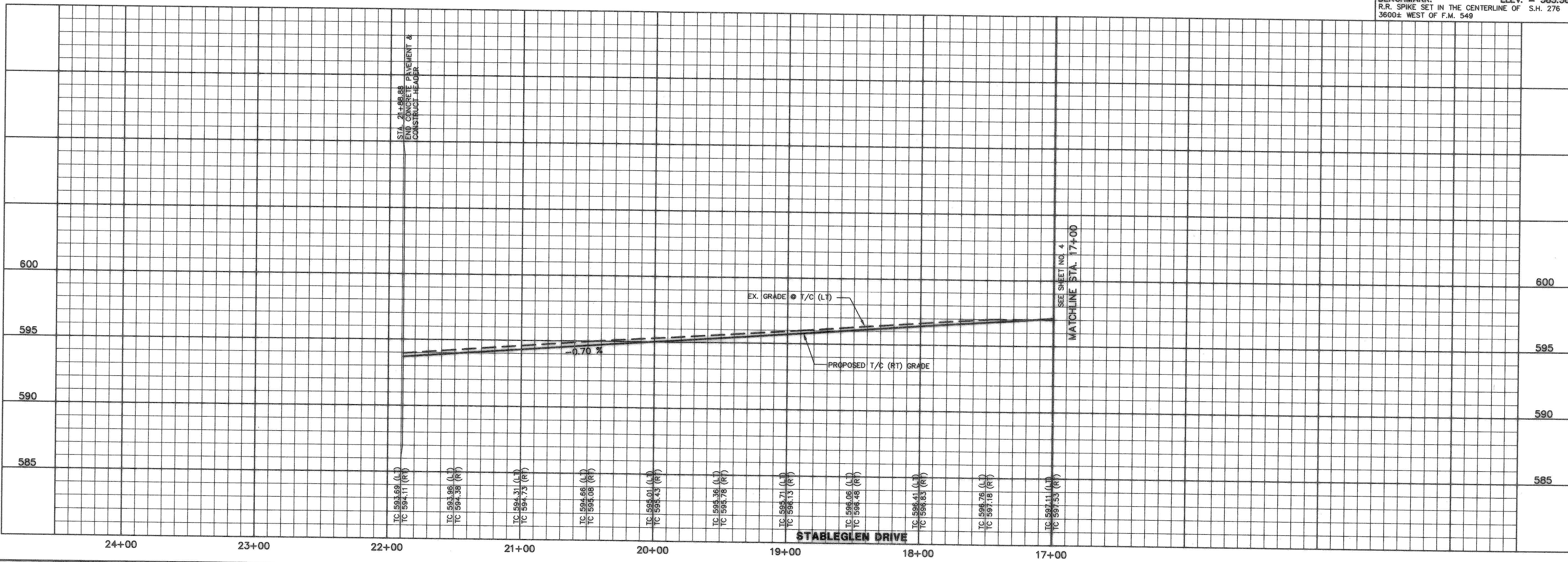
CURVE	RADIUS	DELTA	TANGENT	LENGTH	CHORD	BEARING
C-4	500.00'	20°01'25"	88.27'	174.74'	173.85'	S08°12'59"W
C-21	455.00'	20°01'25"	80.32'	159.01'	158.20'	S08°12'59"W
C-22	36.00'	89°59'28"	35.99'	56.54'	50.91'	S46°47'27"E

- NOTE:
- PAVEMENT FOR STREETS SHALL CONSIST OF 6" 3600 P.S.I. REINFORCED CONCRETE AND 6" LIME-STABILIZED SUBGRADE WITH 6" PARABOLIC CROWN.
 - PAVEMENT FOR ALLEYS SHALL CONSIST OF 4000 P.S.I. REINFORCED CONCRETE AND 6" LIME-STABILIZED SUBGRADE WITH 5" INVERT. TYPICAL ALLEY SECTION WILL BE 7'-5"-7".
 - CONTRACTOR TO RUN LIME SERIES BEFORE CONSTRUCTION.



ASBUILT
Winkelmann & Associates, Inc. hereby states that this plan, to the best of our knowledge is "As Built." Modifications from the originally approved construction documents have been made as per information provided by the contractor. Winkelmann & Associates, Inc. does not field inspection was performed.
W. H. Uddin
WINKELMANN & ASSOCIATES, INC. DATE: 5/14/04

BENCHMARK: ELEV. = 600.69
CITY OF ROCKWALL R-19
BRASS MONUMENT AT THE N/W CORNER OF
SILVERVIEW & DIAMOND WAY. 500' ± SOUTH OF
S.H. 276.
BENCHMARK: ELEV. = 583.58
R.R. SPIKE SET IN THE CENTERLINE OF S.H. 276
3600± WEST OF F.M. 549



APPROV.	Winkelmann & Associates, Inc.
REVISION	CONSULTING CIVIL ENGINEERS & SURVEYORS Office: 1200 N. Rockwall Rd., Suite 110, Rockwall, TX 75087 Phone: (972) 249-9900 Fax: (972) 249-9900 www.winkelman.com
NO.	DATE
1	9/15/03
THESE CONSTRUCTION PLANS WERE PREPARED UNDER THE RESPONSIBLE SUPERVISION OF ENGINEER MD. NAIM UDDIN KHAN, REGISTERED PROFESSIONAL ENGINEER NO. 87776	
W.H. Uddin, Surveyor, 9/15/03	
LOFLAND FARMS PHASE 2 RD. SURVEY ABSTRACT NO. 25 CITY OF ROCKWALL ROCKWALL COUNTY, TEXAS	
CONTINENTAL HOMES 621 WEST COLLEGE STREET GRAPEVINE, TEXAS 76051	
THE SEAL APPEARING ON THIS DOCUMENT WAS AUTHORIZED BY MD. NAIM UDDIN KHAN, # 87776	
PAVING PLAN & PROFILE STABLEGLEN DRIVE - STA. 17+00 TO 21+88.88 PAVING PLAN - ALLEY 3 STA. 3+00 TO 8+50	
Scale: 1"=40'	Date: 09-04-03
Designed By: RB	Drawn By: MK
Checked By: MK	File: 320045AP3.DWG View:
Project No.: 32004.01	
SHEET 5 OF 35	