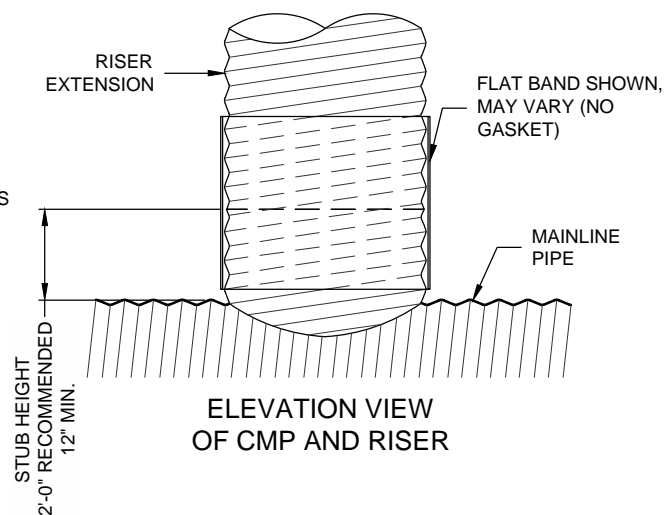


CONNECTION DETAIL
7 1/2" TECHCO SHOWN - MAY VARY

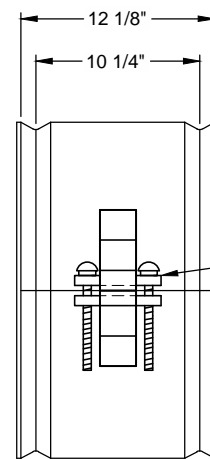


ELEVATION VIEW
OF CMP AND RISER

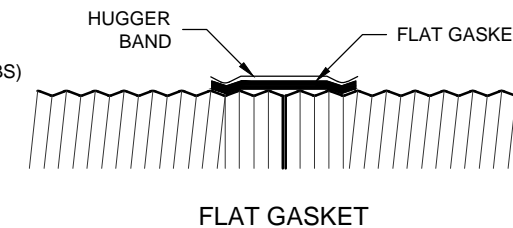
RECORD DRAWING

June 9, 2020

To the best of our knowledge Wier & Associates, Inc., states this plan is As-Built. This information provided is based on surveying at the site and information provided by the contractor.



CONNECTION DETAIL
(SBBS)




FLAT GASKET

PLAIN END CMP RISER PIPE

GENERAL NOTES:

1. DELIVERED BAND STYLE AND FASTENER TYPE MAY VARY BY FABRICATION PLANT.
2. JOINT IS TO BE ASSEMBLED PER AASHTO BRIDGE CONSTRUCTION SPECIFICATION SEC 26.4.2.4.
3. BAND MATERIAL AND GAGE TO BE SAME AS RISER MATERIAL.
4. IF RISER HAS A HEIGHT OF COVER OF 10' OR MORE, USE A SLIP JOINT.
5. BANDS ARE NORMALLY FURNISHED AS FOLLOWS:
 - 12" THRU 48" 1-PIECE
 - 54" 2-PIECES
6. ALL RISER JOINT COMPONENTS WILL BE FIELD ASSEMBLED.
7. MANHOLE RISERS IN APPLICATIONS WHERE TRAFFIC LOADS ARE IMPOSED REQUIRE SPECIAL DESIGN CONSIDERATIONS.
8. DIMENSIONS SUBJECT TO MANUFACTURING TOLERANCES.



CBC ENGINEERS & ASSOCIATES, LTD.
TBPE FIRM NUMBER F-16105

12" RISER BAND DETAIL
NOT TO SCALE

2 2/3"x1/2" RE-ROLLED END HEL-COR PIPE

GENERAL NOTES:

1. JOINT IS TO BE ASSEMBLED PER AASHTO BRIDGE CONSTRUCTION SPECIFICATION SEC 26.4.2.4.
2. BAND MATERIALS AND/OR COATING CAN VARY BY LOCATION. CONTACT YOUR CONTECH REPRESENTATIVE FOR AVAILABILITY.
3. BANDS ARE SHAPED TO MATCH THE PIPE-ARCH WHEN APPLICABLE.
4. BANDS ARE NORMALLY FURNISHED AS FOLLOWS:
 - 12" THRU 48" 1-PIECE
 - 54" THRU 96" 2-PIECES
 - 102" THRU 144" 3-PIECES
5. BAND FASTENERS ARE ATTACHED WITH SPOT WELDS, RIVETS OR HAND WELDS.
6. ALL CMP IS REROLLED TO HAVE ANNULAR END CORRUGATIONS OF 2 2/3"x1/2"
7. DIMENSIONS ARE SUBJECT TO MANUFACTURING TOLERANCES.
8. ORDER SHALL DESIGNATE GASKET OPTION, IF REQUIRED (SEE DETAILS ABOVE).

H-12 HUGGER BAND DETAIL
NOT TO SCALE

Approved By MTH	Date 12/5/19		Rev.	Date	By	Description
Project No. CBC-22908	Rev. -					

The design and information shown on this drawing is provided as a service to the project owner, engineer and contractor by Contech Engineered Solutions LLC ("Contech"). Neither this drawing, nor any part thereof, may be used, reproduced or modified in any manner without the prior written consent of Contech. Failure to comply is done at the user's own risk and Contech expressly disclaims any liability or responsibility for such use.

If discrepancies between the supplied information upon which the drawing is based and actual field conditions are encountered as site work progresses, these discrepancies must be reported to Contech immediately for re-evaluation of the design. Contech accepts no liability for designs based on missing, incomplete or inaccurate information supplied by others.

MARK	DATE	REVISION DESCRIPTION	BY
1	10/15/2019	STUB SIZE CHANGE	SJ

CONTECH
ENGINEERED SOLUTIONS LLC
www.ContechES.com

11815 NE Glenn Widing Drive, Portland, OR 97220
800-548-4667 503-240-3393 800-561-1271 FAX

CONTECH
CMP DETENTION SYSTEMS

CONTECH
CONTRACT
DRAWING

PROJECT No. 577163 SEQ. No. 010 DATE: 10/15/2019
DESIGNED: LMO DRAWN: PDW/SJ
CHECKED: APPROVED:
SHEET NO.: C3 OF C5

CHICK FIL A - LAKESHORE COMMONS
ROCKWALL, TX
SITE DESIGNATION: UNDERGROUND STORAGE