


GRADING SHEET
1 OF 4



BERM GRADING PLAN

INTERSTATE HIGHWAY 30

GRADING SHEET
4 OF 4


GRADING SHEET
2 OF 4

GRADING SHEET
3 OF 4

RALPH HALL PARKWAY

BENCHMARK:
TOP OF CONCRETE IN LIGHT BASE
N: 1,899.180, E: 1,540.853
ELEV. = 551.15

RECORD DRAWING
I hereby certify that the design and construction of this project is in accordance with the contract documents.
[Signature] 4/12/00
Date
Graham Associates, Inc.
Consulting Engineers & Planners




[Signature]
1/14/99



0 50 100 200
SCALE: 1"=100'

2.21

GRADING PLAN INDEX	
LOT 1, BLOCK A LAKE POINTE BAPTIST CHURCH	
CITY OF ROCKWALL ROCKWALL COUNTY, TEXAS	
 Graham Associates, Inc. CONSULTING ENGINEERS & PLANNERS 616 SIX FLAGS DRIVE, SUITE 400 ARLINGTON, TEXAS 76011 (817) 640-9535	Date NOV., 1999 File 9762 -1011
Drawn By: G.A.I.	Sheet 9 of 27