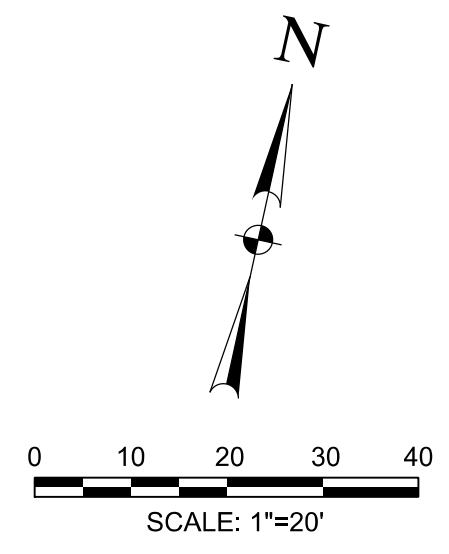


**CAUTION!!!**  
 EXISTING UTILITIES IN THE AREA. UTILITIES LOCATION SHOWN ARE SCHEMATIC IN NATURE AND MAY NOT ACCURATELY REFLECT SIZE, HORIZONTAL, AND/OR VERTICAL LOCATION. THE CONTRACTOR SHALL VERIFY THE EXACT LOCATION PRIOR TO BEGINNING CONSTRUCTION. CONTACT AFFECTED UTILITIES AT LEAST 48 HOURS PRIOR TO CONSTRUCTION IN THIS AREA. (1-800-DIG-TESS)

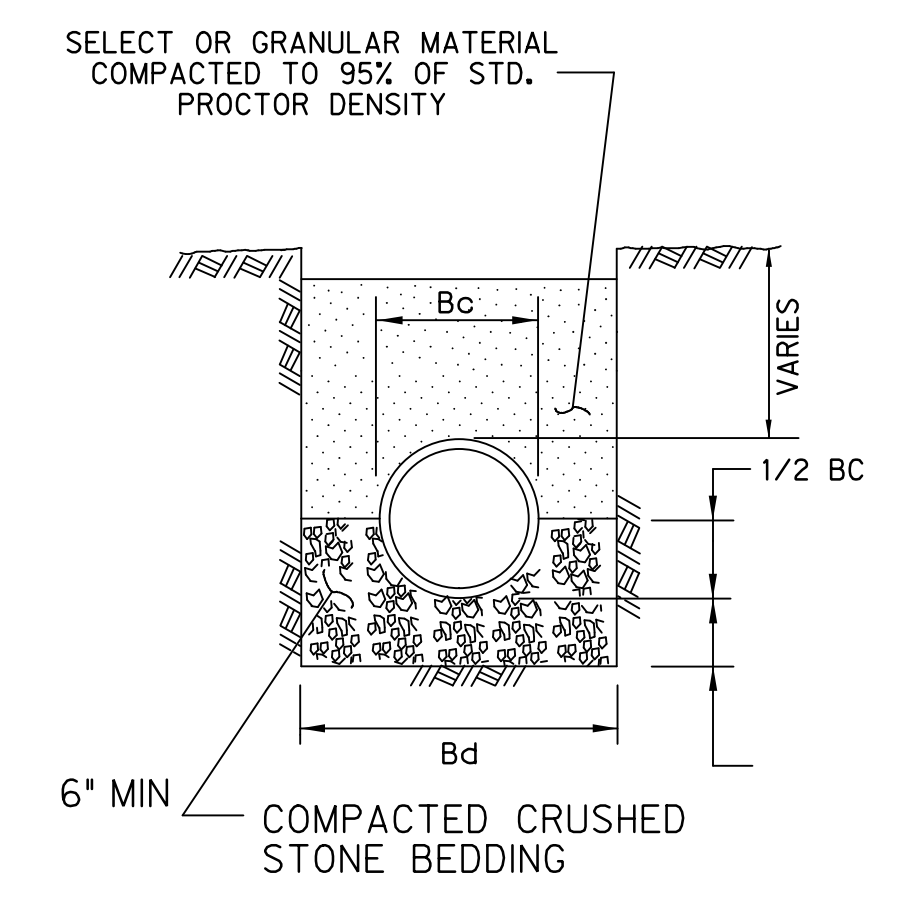


**LEGEND:**

|                  |                               |
|------------------|-------------------------------|
| - - - - - Ex F/O | EXISTING FIBER OPTIC          |
| - - - - - Ex TEL | EXISTING TELEPHONE LINE       |
| - - - - - Ex GAS | EXISTING GAS LINE             |
| - - - - - Ex SS  | EXISTING SANITARY SEWER       |
| - - - - - Ex OHE | EXISTING OVERHEAD ELECTRIC    |
| - - - - - Ex UGE | EXISTING UNDERGROUND ELECTRIC |
| - - - - - Ex W   | EXISTING WATER LINE           |
| =====            | STORM SEWER                   |
| =====            | MAJOR CONTOUR LINE            |
| =====            | MINOR CONTOUR LINE            |
| =====            | EXISTING MAJOR CONTOUR LINE   |
| =====            | EXISTING MINOR CONTOUR LINE   |
| -----            | PROPERTY LINE                 |
| -----            | EASEMENT LINE                 |
|                  | ASPHALT                       |
| PP               | POWER POLE                    |
| ◎                | SANITARY SEWER MANHOLE        |
| ○                | WATER VALVE                   |
| ●                | FIRE HYDRANT                  |
| ⊗                | WATER METER                   |
| □                | INLET PROTECTION              |

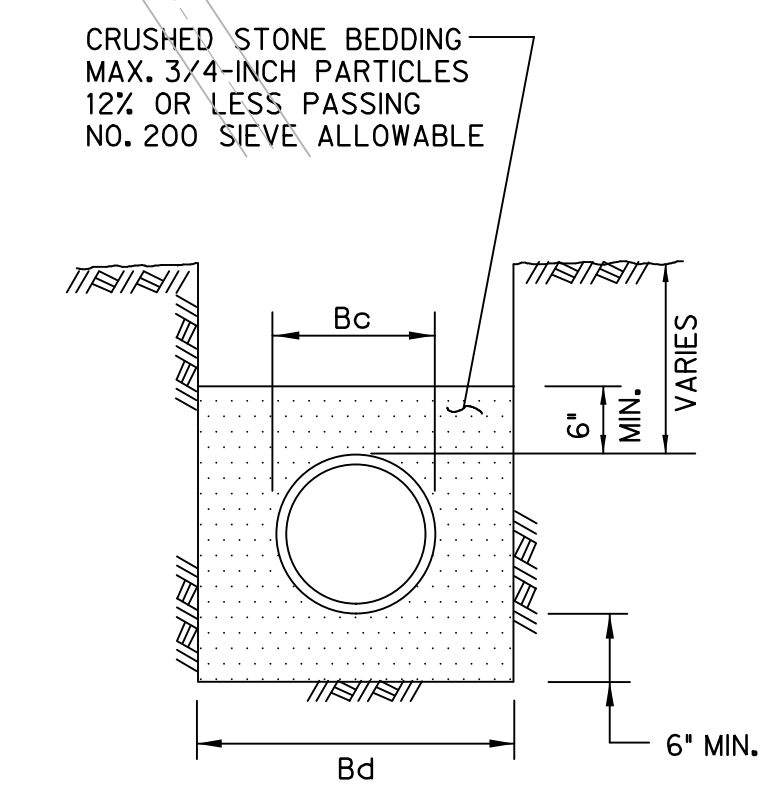
EXISTING PAVEMENT TO BE REMOVED AND REPLACED WITH MIN. 7" 3600 PSI CONCRETE (MIN. 6.5 SACK MIX) DUE TO UTILITY CONNECTION. RESTRIPE FIRE LANE.

STA. 0+00.00 SD LINE A = CONNECT TO EXISTING 20' CURB INLET FL 30' = 534.50 FL EX: 534.25



EMBEDMENT CONCRETE AND RIGID PIPE  
 N.T.S.

- NOTES:**
1. Bc = OUTSIDE DIAMETER OF PIPE
  2. Bd = TRENCH WIDTH
  3. BELL HOLES SHALL BE PROVIDED FOR BELL & SPIGOT PIPE.



EMBEDMENT PVC PIPE  
 N.T.S.

- NOTES:**
1. Bc = OUTSIDE DIAMETER OF PIPE
  2. Bd = TRENCH WIDTH

**RECORD DRAWING**  
 TO THE BEST OF OUR KNOWLEDGE HALFF ASSOCIATES, INC. HEREBY STATES THAT THIS PLAN IS A RECORD DRAWING. THESE RECORD DRAWINGS HAVE BEEN PREPARED BASED ON INFORMATION PROVIDED BY THE GENERAL CONTRACTOR, MEDCO CONSTRUCTION LLC. DURING MAY 2018, FIELD OBSERVATIONS, ON 05/09/2018, AND FIELD SURVEY WORK CONDUCTED AT THE SITE. THIS INFORMATION INCLUDES MODIFICATIONS BY ADDENDA AND CHANGE ORDERS. THE ORIGINAL SEALED CONSTRUCTION DRAWINGS ARE ON FILE AT THE OFFICES OF:  
 HALFF ASSOCIATES, INC., TBPE FIRM #312

ENGINEER OF RECORD:  
*Daniel W. Warfield*  
 DANIEL W. WARFIELD, P.E. 95947  
 HALFF ASSOC. TBPE FIRM #312  
 DATE 06/11/2018

SEE SHEET C0.01 FOR GENERAL NOTES

| BENCHMARKS | #   | NORTHING     | EASTING      | ELEVATION | DESCRIPTION |
|------------|-----|--------------|--------------|-----------|-------------|
|            | 105 | 7015991.2980 | 2592962.1928 | 550.06    | SXTP        |
|            | 106 | 7015431.9569 | 2593196.4381 | 543.24    | SXTP        |
|            | 320 | 7015521.4980 | 2592947.0430 | 546.21    | SXTP        |
|            | 321 | 7015870.0270 | 2593095.7245 | 548.29    | SXTP        |
|            | 322 | 7015977.2058 | 2593078.3578 | 549.54    | SXTP        |

**LAKE POINTE CHURCH**  
**NEW CHAPEL / EDUCATION BUILDING**  
 701 Interstate 30 Rockwall, TX 75087

**HALFF**  
 3803 PARKWOOD BLVD, SUITE 800  
 FRISCO, TEXAS 75034-2640  
 TEL: (214) 618-4274  
 FAX: (214) 618-4274  
 TBPE FIRM #F-312

| Revision No. | Date       | Description                                   |
|--------------|------------|---|
| 1            | 04/25/2017 | REVISED TO ADDRESS CITY COMMENTS              |
| 2            | 10/03/2017 | GENERAL NOTES FOR REVISION AND STORM DRAINAGE |
| 3            | 06/11/2018 | RECORD DRAWINGS                               |

*Daniel W. Warfield*  
 SEAL  
 DANIEL W. WARFIELD  
 95947  
 LICENSED PROFESSIONAL ENGINEER  
 10-3-2017

The seal appearing on this document was authorized by Daniel W. Warfield, P.E. 95947 on 10-03-2017. Alteration of a sealed document without proper notification to the responsible engineer is an offense under the Texas Engineering Practice Act. The record copy of this drawing is on file at the offices of Halff Associates, Inc., 3803 Parkwood Blvd., Frisco, Texas 75034, TBPE FIRM #F-312.

|              |                  |
|--------------|------------------|
| Project No.: | 31697            |
| Issued:      | 08/01/2017       |
| Drawn By:    | TRS              |
| Checked By:  | DWW              |
| Scale:       | AS NOTED         |
| Sheet Title  | STORM DRAIN PLAN |
| Sheet Number | C6.02            |