

Erosion Control Notes

1. The Contractor is responsible for implementing a Storm Water Pollution Prevention Plan (SWP3) in accordance with TCEQ Texas Pollutant Discharge Elimination System (TPDES) Permit No. TXR150000 (PERMIT). The details shown on this sheet represent typical methods for controlling erosion during construction and are intended for the Contractor's guidance. In the implementation of the Pollution Prevention Plan, the plan shall comply with the PERMIT and Federal, State and local requirements. The plan shall include, but not be limited to, preparation and submittal of a Notice of Intent (NOI) to the TCEQ, if the project is 5 acres or larger and preparation of all plans and documentation as required by the PERMIT.

2. It is the intent of the information provided on these documents to be used as a general guideline for the Contractor. The SWP3 to be prepared shall meet the current requirements set forth in the TCEQ's TPDES general permit for storm water discharges from construction sites as well as any local requirements.

3. The Contractor shall be responsible for maintaining erosion control during construction and for obtaining any required construction related drainage permits, or making any construction related notifications. An inspection report that summarizes inspection activities and implementation of the SWP3 shall be performed as required by the PERMIT and retained by the Contractor and made a part of the construction documents. The Contractor shall provide copies of all SWP3 documents including, but not limited to, inspection records, original plans, and modified plans to the Owner at contract close-out. During construction the contractor shall provide copies of the inspection reports to the Owner on a monthly basis.

4. Temporary storm drainage and/or erosion control material shall be suitable for this application and shall be installed with the proper techniques by the Contractor as required by NCTCOG Standard Specifications for Public Works Construction. Temporary storm drainage and/or erosion control material shall be removed by the Contractor, in addition to any excavations backfilled by the Contractor, in accordance with NCTCOG Standard Specifications for Public Works Construction when temporary erosion control devices are no longer needed as specified in the PERMIT. Maintenance of the permanent erosion control measures at the site will be assumed by the Owner at contract close out and acceptance of the work.

5. The Contractor shall maintain the SWP3 in accordance with the TCEQ Permit and make the SWP3 available, upon request, to the TCEQ and/or Owner.

6. The Contractor must amend the SWP3 whenever there is a change in design, construction, operation, or maintenance of the SWP3, or when the existing SWP3 proves ineffective. Modifications shall not compromise the intent of the requirements of the PERMIT. Modifications including design and all additional materials and work shall be accomplished by the Contractor at no additional expense to the Owner.

7. The Contractor shall inspect his stabilization and erosion control measures at a minimum of once every 14 days, and within 24 hours after any storm event greater than 0.5 inches, or once every 7 days. The Contractor shall repair inadequacies revealed by the inspection before the next storm event and he shall modify his SWP3 within 7 days of the inspection.

8. The Contractor shall adopt and implement appropriate construction site management practices to prevent the discharge of oils, greases, paints, gasoline, and other pollutants to storm water. Appropriate practices shall include, but not be limited to: designating areas for equipment maintenance and repair; collecting wastes periodically; maintaining conveniently located waste receptacles, and designating and controlling equipment washdown.

9. Borrow areas, if excavated, shall be protected and stabilized by the Contractor in a manner acceptable to the Owner and in accordance with PERMIT requirements.

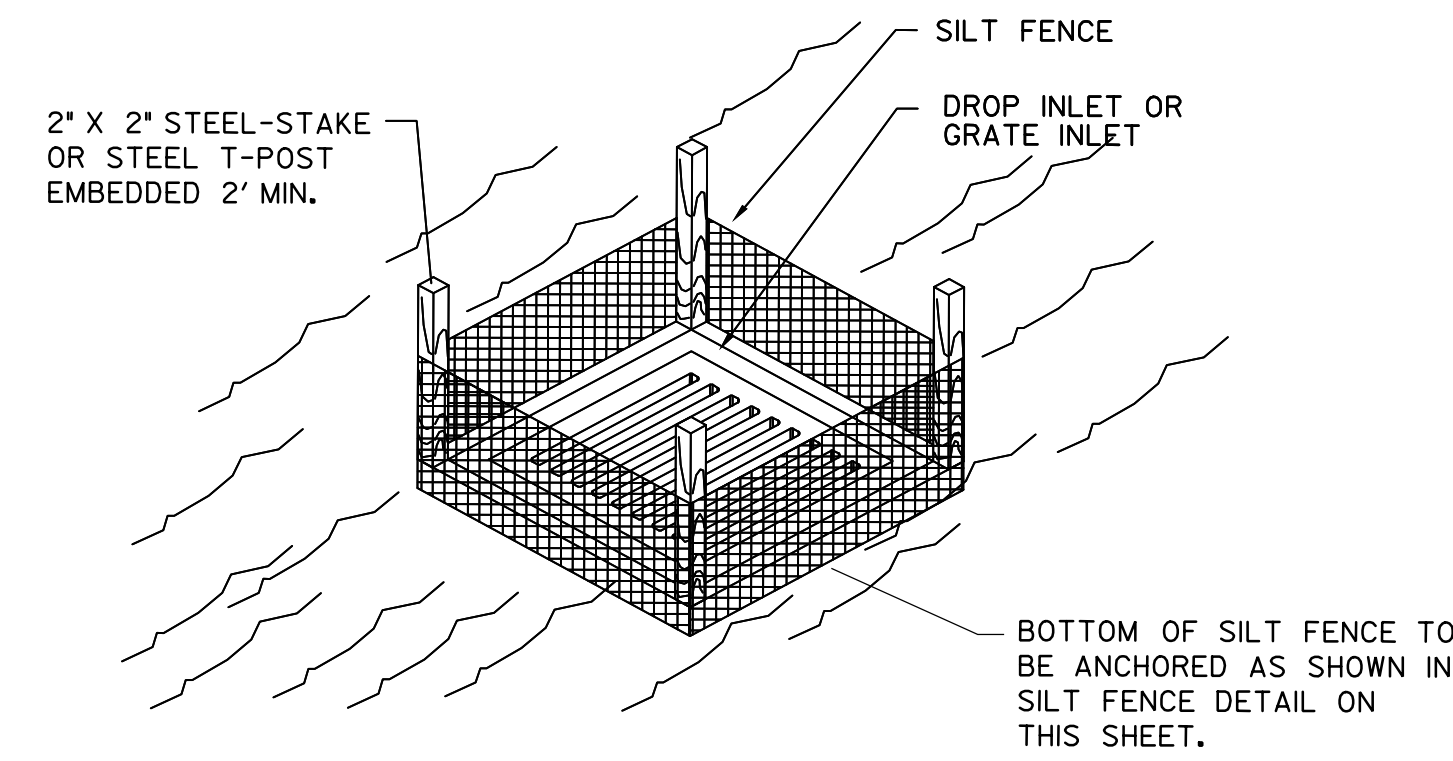
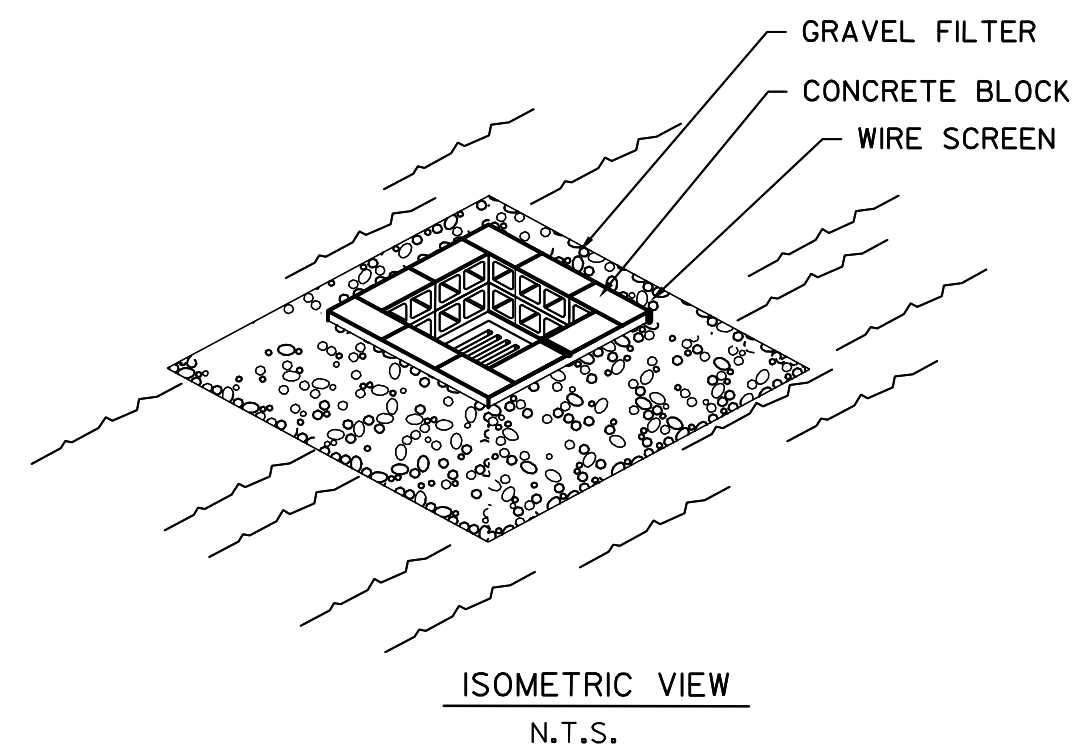
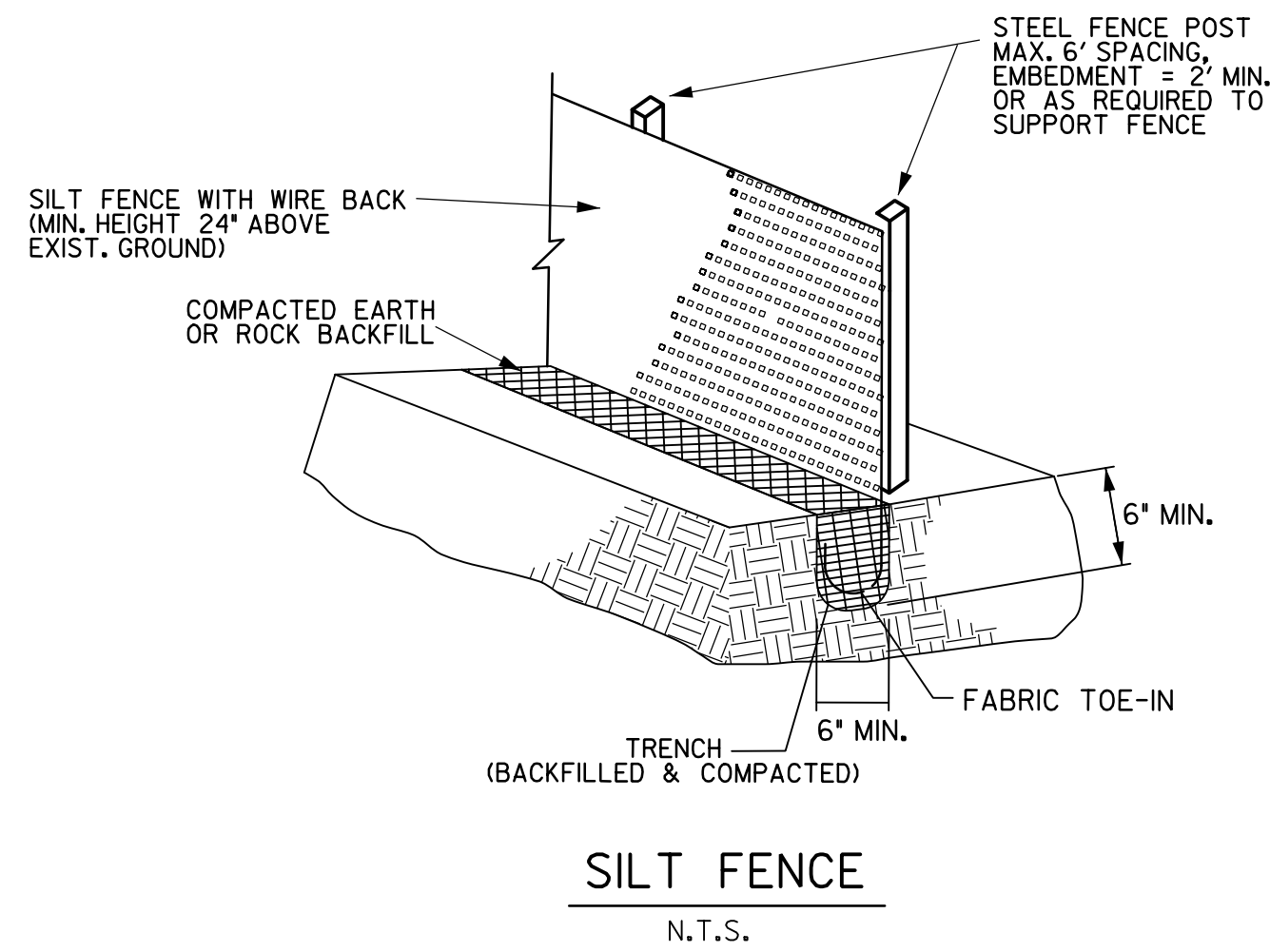
10. All non-paved areas shall be seeded and mulched with erosion protection grass by the Contractor immediately upon completion of final grading. This includes all ditches and embankments. The Contractor shall maintain final grading, and keep seeded areas watered until fully established and accepted by Owner.

11. The Contractor shall construct a silt fence at locations suggested on plans as appropriate or as modified in his SWP3 to fit site conditions at the time of placement, and all borrow and stock pile areas. The silt fence shall be constructed as detailed on this plan. The Contractor shall remove accumulated silt when it reaches a depth of 1/3 the height of the silt fence. The Contractor shall dispose of the removed silt in a location approved by the Owner and in such a manner as to not contribute to erosion and sedimentation. The Contractor shall remove the silt fence when the site is completely stabilized in accordance with the PERMIT.

12. The Contractor shall designate material and equipment storage areas mutually agreed to by the Owner. The storage areas shall be graded for positive drainage, and the surface stabilized with a minimum of 2 inches of compacted flex base on 6 inches of scarified and recompact subgrade by the Contractor. A silt fence shall be installed by the Contractor around the storage areas to prevent eroded material from leaving the site.

13. All inlets (onsite and offsite) receiving drainage water from disturbed areas shall be protected by the Contractor as per details shown or other Owner approved methods to prevent eroded material from being transported into inlets. The inlet protection shall be constructed as shown on these plans.

14. The notes and details contained herein do not relieve the Contractor and Owner of meeting and implementing the requirements of the PERMIT.

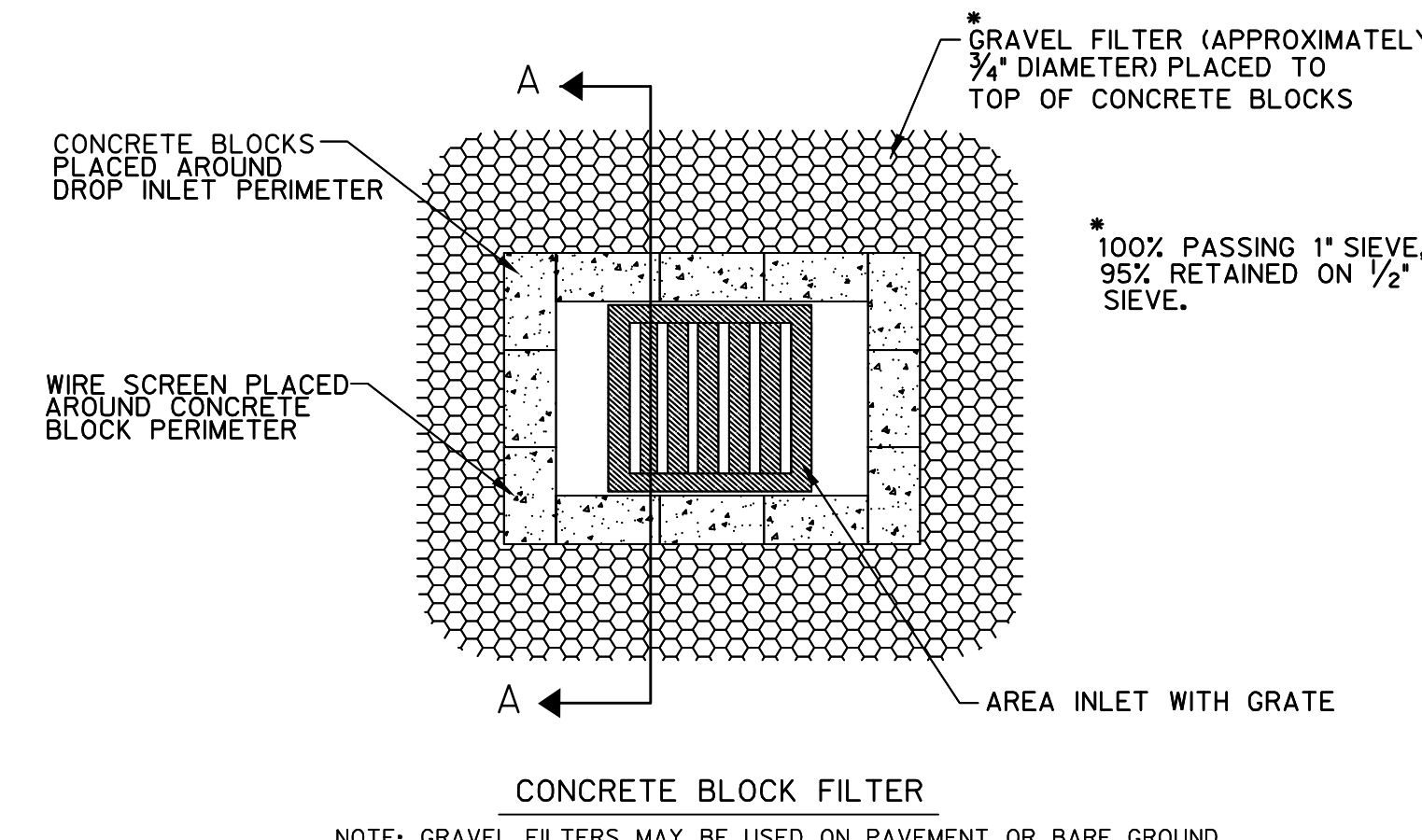


SILT FENCE DROP INLET PROTECTION N.T.S.

NOTE: CONCENTRATED DITCH FLOW COMING FROM ONE OR MORE SIDES TO THE DROP INLET MAY REQUIRE A STONE CHECK STRUCTURE TO BE CONSTRUCTED ON ONE SIDE OF THE DROP INLET.

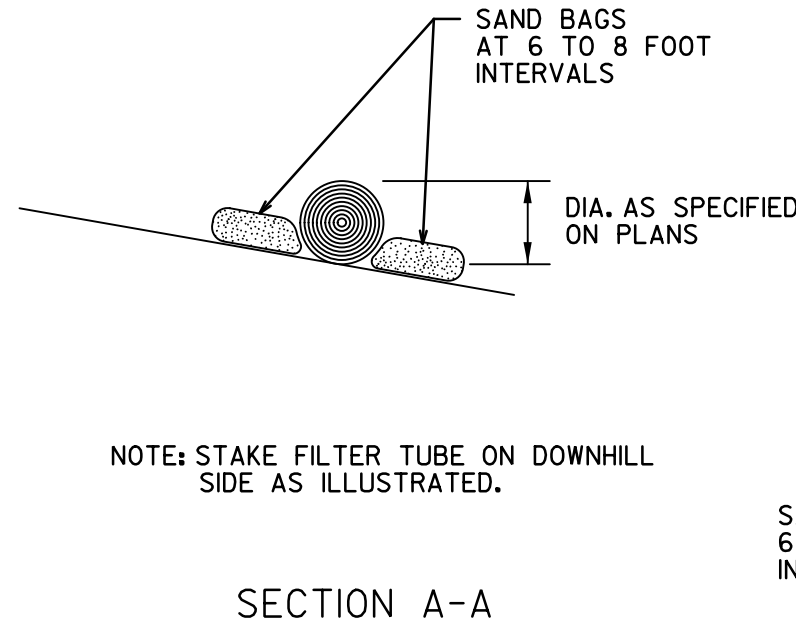
SILT FENCE GENERAL NOTES:

- STEEL POSTS WHICH SUPPORT THE SILT FENCE SHALL BE INSTALLED WITH A SLIGHT ANGLE TOWARD THE ANTICIPATED RUNOFF SOURCE. POST MUST BE EMBEDDED A MINIMUM OF TWO FEET.
- THE TOE OF THE SILT FENCE SHALL BE TRENCHED IN WITH A SPADE OR MECHANICAL TRENCHER, SO THAT THE DOWNSLOPE FACE OF THE TRENCH IS FLAT AND PERPENDICULAR TO THE LINE OF FLOW. WHERE FENCE CANNOT BE TRENCHED IN (e.g. PAVEMENT), WEIGHT FABRIC FLAP WITH WASHED GRAVEL ON UPHILL SIDE TO PREVENT FLOW UNDER FENCE.
- THE TRENCH MUST BE A MINIMUM OF 6 INCHES DEEP AND 6 INCHES WIDE TO ALLOW FOR THE SILT FENCE FABRIC TO BE LAID IN THE GROUND AND BACKFILLED WITH COMPACTED MATERIAL.
- SILT FENCE SHOULD BE SECURELY FASTENED TO EACH STEEL SUPPORT POST OR TO WOVEN WIRE, WHICH IS IN TURN ATTACHED TO THE STEEL FENCE POST. THERE SHALL BE A 6" DOUBLE OVERLAP, SECURELY FASTENED WHERE ENDS OF FABRIC MEET.
- INSPECTION SHALL BE MADE WEEKLY OR AFTER EACH RAINFALL. REPAIR OR REPLACEMENT SHALL BE MADE PROMPTLY AS NEEDED.
- SILT FENCE SHALL BE REMOVED WHEN THE SITE IS COMPLETELY STABILIZED SO AS NOT TO BLOCK OR IMPEDE STORM FLOW OR DRAINAGE.
- ACCUMULATED SILT SHALL BE REMOVED WHEN IT REACHES A DEPTH OF 6 INCHES. THE SILT SHALL BE DISPOSED OF IN AN APPROVED SITE AND IN SUCH A MANNER AS TO NOT CONTRIBUTE TO ADDITIONAL SILTATION.

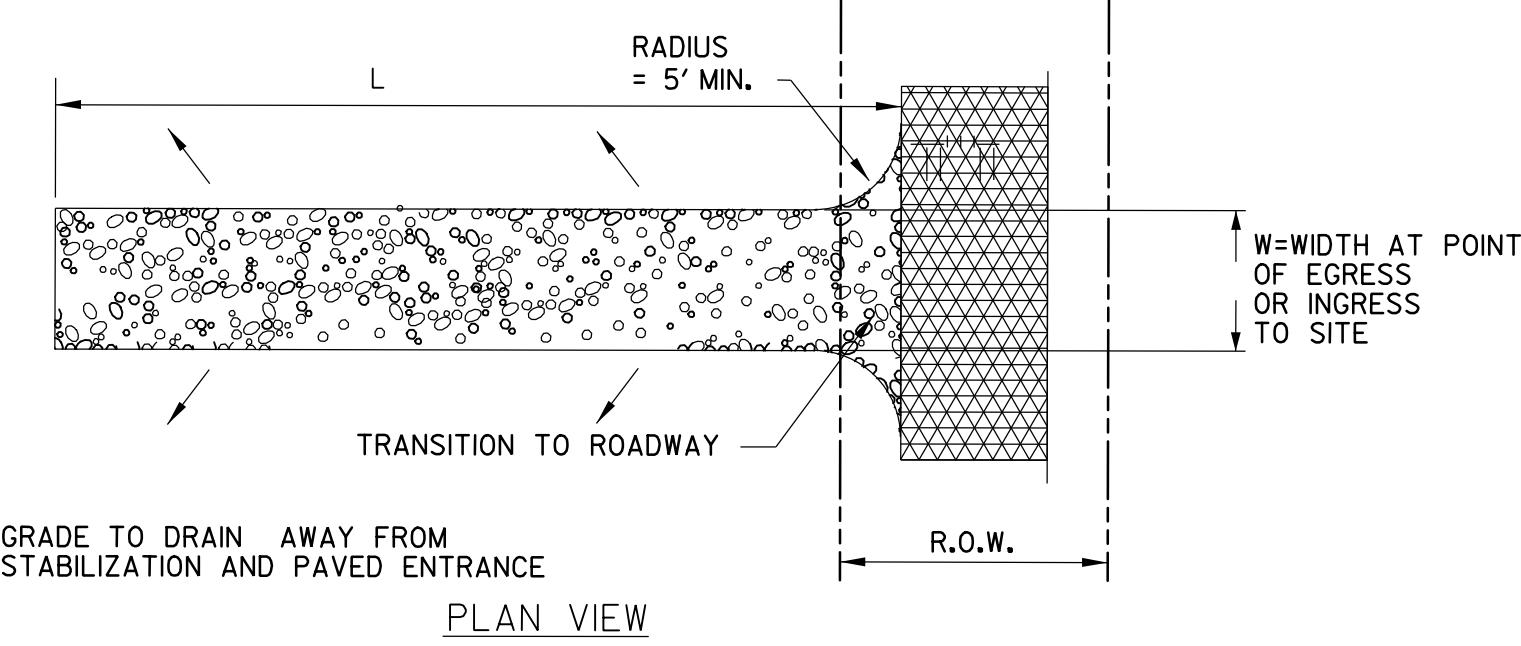
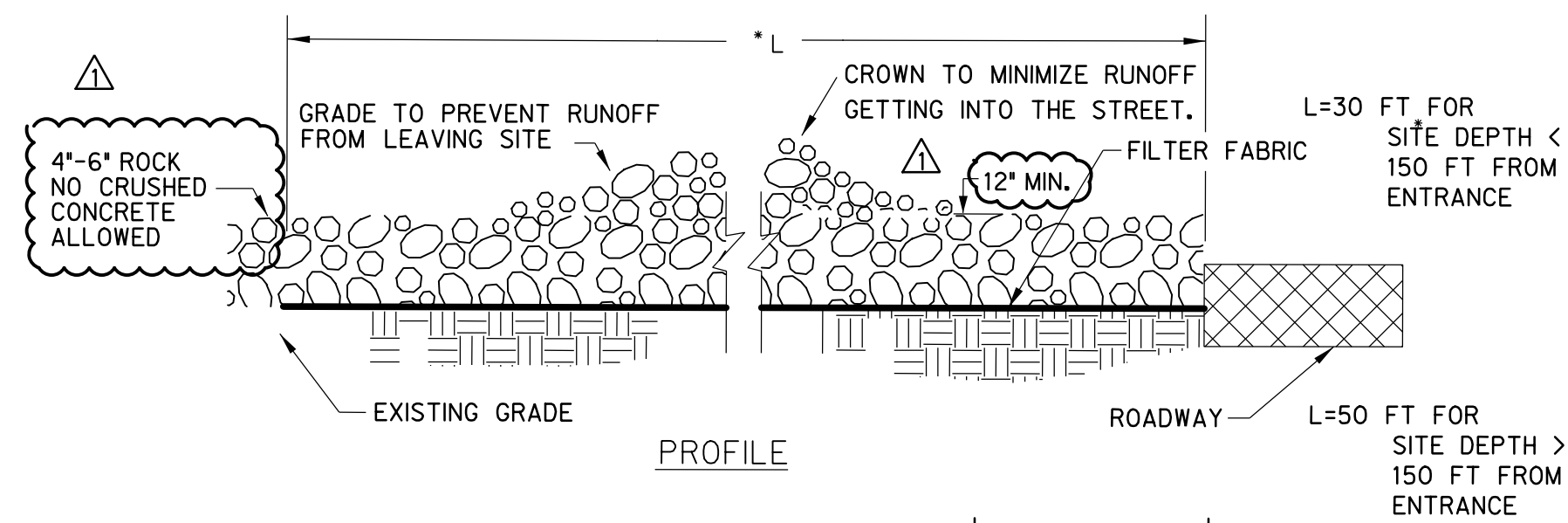
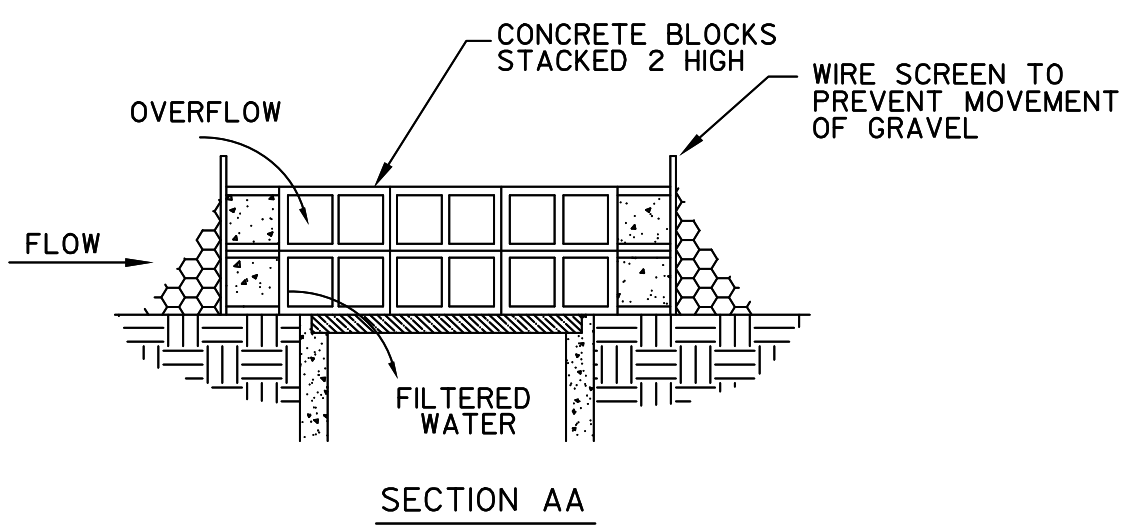


NOTE: GRAVEL FILTERS MAY BE USED ON PAVEMENT OR BARE GROUND

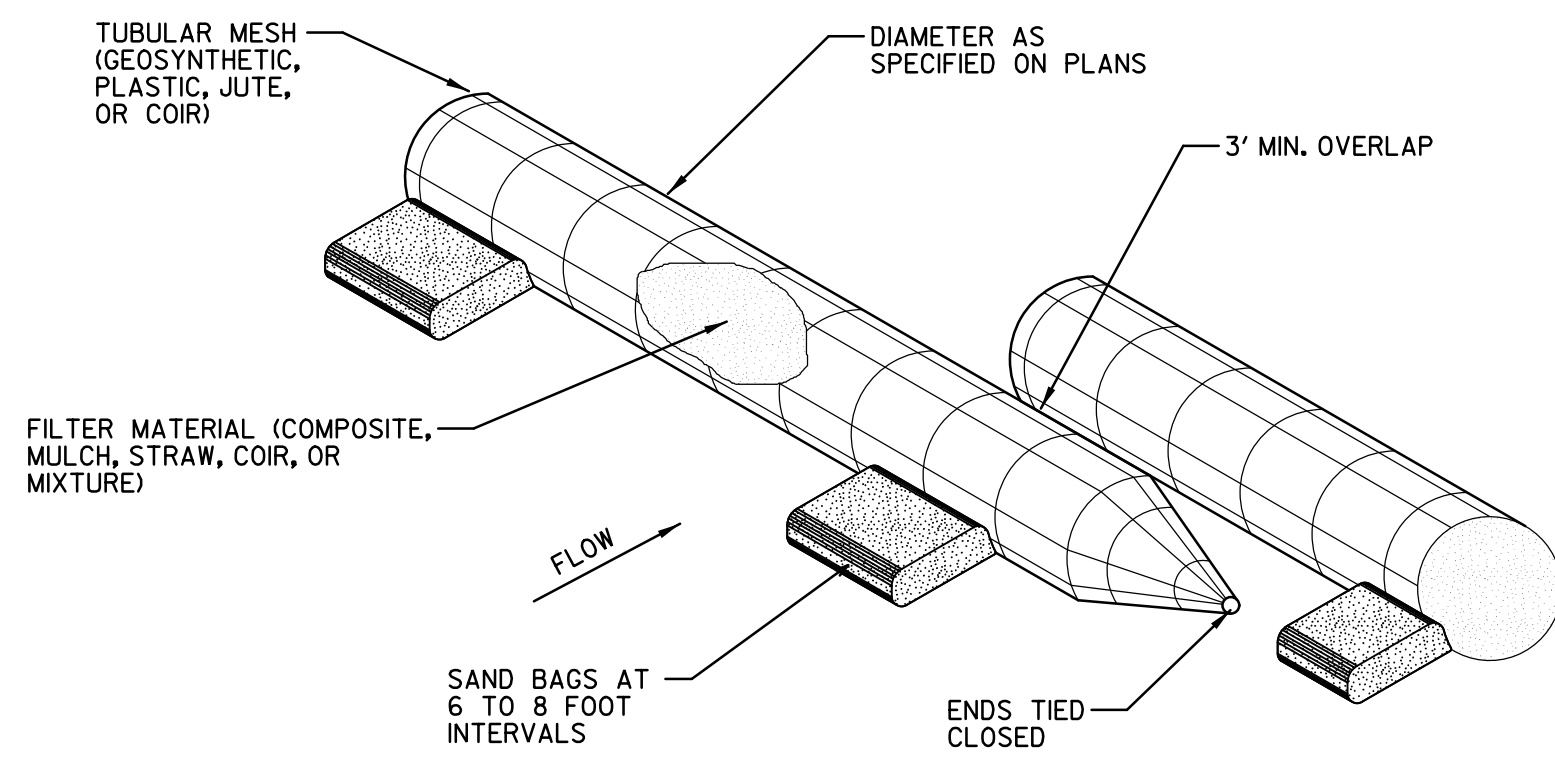
GRATE INLET FILTER PROTECTION N.T.S.



NOTE: STAKE FILTER TUBE ON DOWNHILL SIDE AS ILLUSTRATED.



TEMPORARY CONSTRUCTION ENTRANCE DETAIL N.T.S.



ORGANIC FILTER TUBE DETAIL N.T.S.

PERIMETER FILTER BARRIER		
DRAINAGE AREA (MAX.)	AVG. WIDTH OF AREA TO TUBE	TUBE DIA. (MIN.)
1/4 ACRE PER 100 FT.	110 FT.	12"
1/2 ACRE PER 100 FT.	55 FT.	10"
1/2 ACRE PER 100 FT.	25 FT.	8"

RECORD DRAWING

TO THE BEST OF OUR KNOWLEDGE HALFF ASSOCIATES, INC. HEREBY STATES THAT THIS PLAN IS A RECORD DRAWING. THESE RECORD DRAWINGS HAVE BEEN PREPARED BASED ON INFORMATION PROVIDED BY THE GENERAL CONTRACTOR, MEDCO CONSTRUCTION L.L.C. DURING MAY 2018. FIELD OBSERVATIONS ON 05/09/2018, AND FIELD SURVEY WORK CONDUCTED AT THE SITE. THIS INFORMATION INCLUDES MODIFICATIONS BY ADDENDA AND CHANGE ORDERS. THE ORIGINAL SEALED CONSTRUCTION DRAWINGS ARE ON FILE AT THE OFFICES OF: HALFF ASSOCIATES, INC. TPBE FIRM #312

ENGINEER OF RECORD:  
*Daniel W. Warfield*  
DANIEL W. WARFIELD, P.E. 95947  
HALFF ASSOC. TPBE FIRM #312  
DATE 06/11/2018

LAKE POINTE CHURCH  
NEW CHAPEL / EDUCATION BUILDING  
701 Interstate 30 Rockwall, TX 75087

HALFF  
3803 PARKWOOD BLVD, SUITE 800  
FRISCO, TEXAS 75034-2640  
TEL: (214) 618-1574  
FAX: (214) 618-1574  
TPBE FIRM #312

Revision No.	Date	Description
1	04/25/2017	REVISED TO ADDRESS CITY COMMENTS
3	06/11/2018	RECORD DRAWINGS



The seal appearing on this document was authorized by Daniel W. Warfield, P.E. 95947 on 10-03-2017. Alteration of a sealed document without proper notification to the responsible engineer is an offense under the Texas Engineering Practice Act. The record copy of this drawing is on file at the offices of Halff Associates, Inc., 3803 Parkwood Blvd., Frisco, Texas 75034. TPBE FIRM #312.

Project No.: 31697  
Issued:  
Drawn By: TRS  
Checked By: DWW  
Scale: AS NOTED  
Sheet Title

EROSION CONTROL NOTES AND DETAILS

C3.02  
Sheet Number

THIS IS NOT A STORM WATER POLLUTION PREVENTION PLAN. THE CONTRACTOR MUST PREPARE ALL RELEVANT DOCUMENTS INCLUDING HIS OPERATION SPECIFIC INFORMATION PER THE TCEQ TPDES PERMIT NO. TXR150000, INCLUDING ALL DOCUMENTATION & CERTIFICATIONS AS REQUIRED BY THE PERMIT.