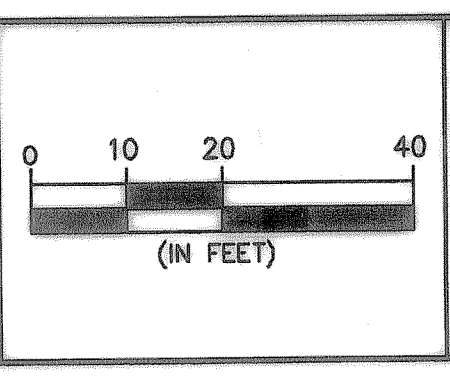




- DEMOLITION CALLS
- ① CUT 64 LF OF EXISTING CURB FOR NEW DRIVEWAY, 18" MIN. INTO EXISTING CURB. MATCH NEW PAVEMENT TO EXISTING.
 - ② CUT 58 LF OF EXISTING CURB FOR NEW DRIVEWAY, 18" MIN. INTO EXISTING CURB. MATCH NEW PAVEMENT TO EXISTING

RECORD DRAWING
 THESE PLANS HAVE BEEN REVISED TO REFLECT FIELD CHANGES AS INDICATED BY CONSTRUCTION RECORDS.
 DATE 11-16-06

REV	DATE	BY	DESCRIPTION



DESIGNED: DPS
 DRAWN: RS
 CHECKED: DPS



THE SEAL APPEARING ON THIS DOCUMENT WAS AUTHORIZED BY ROBERT D. CALDERON ON THE DATE SHOWN ON THE DAYSTAMP. ALTERATION OF A SEALED DOCUMENT WITHOUT PROPER NOTIFICATION TO THE RESPONSIBLE ENGINEER IS AN OFFENSE UNDER THE TEXAS ENGINEERING PRACTICE ACT.
 DATE 11-16-06 NAME RS

ENGINEERS ARCHITECTS SURVEYORS PLANNERS
THE WALLACE GROUP INC.

LA MADELEINE RESTAURANT
 ROCKWALL CROSSING
SURVEY & DEMO PLAN

SHEET C2.2
 OF 15 SHEETS