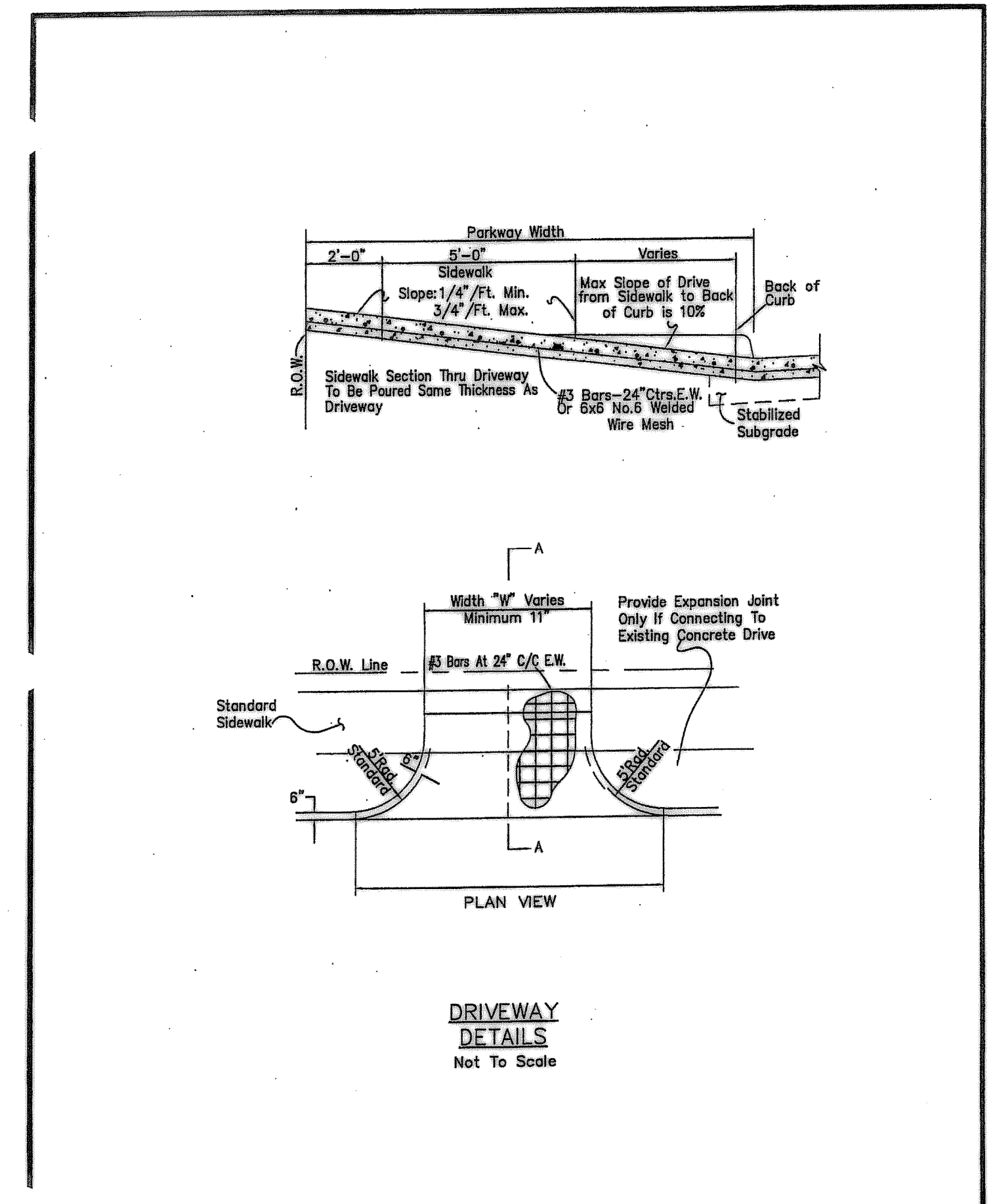
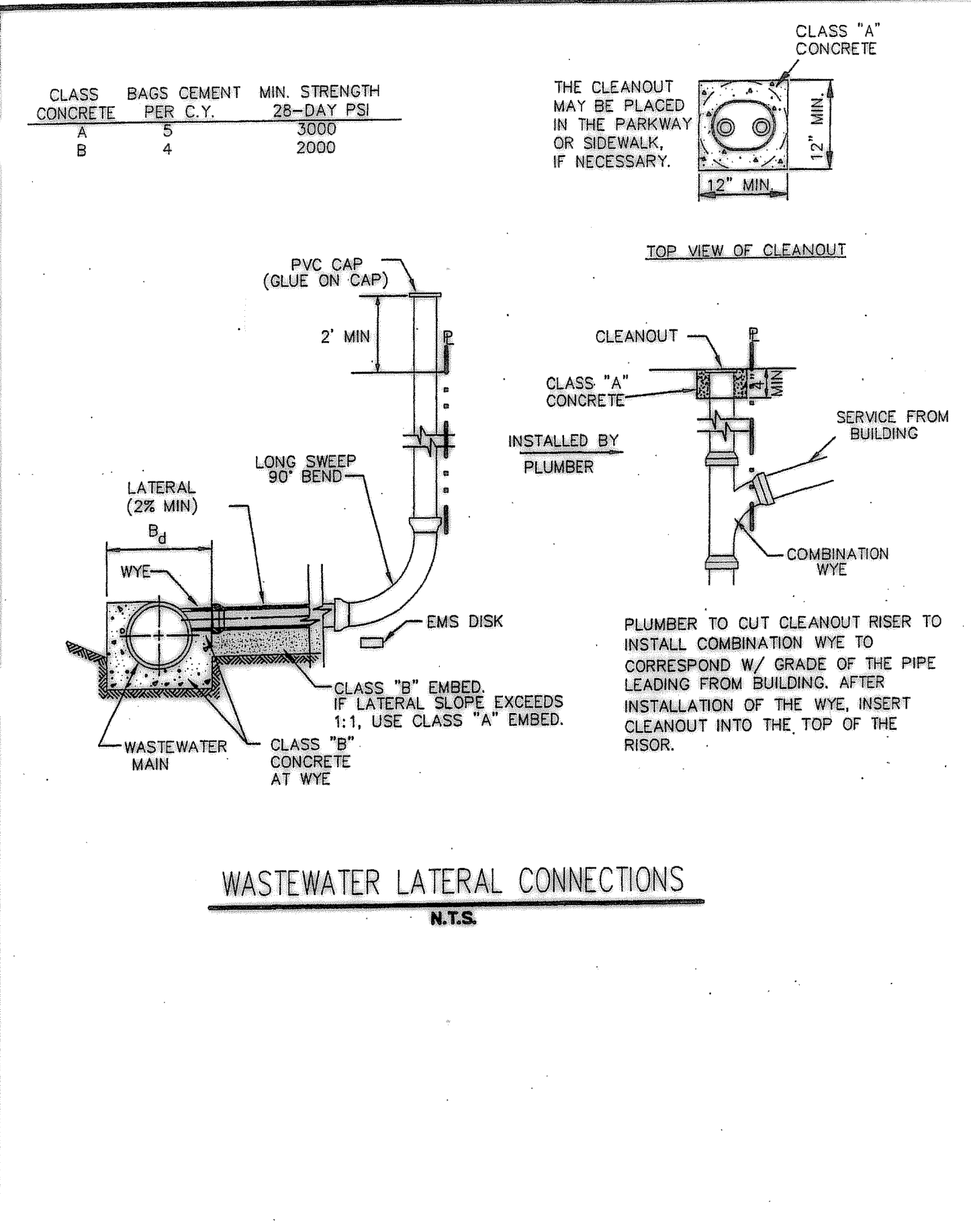


- GENERAL NOTES**
1. MAXIMUM SLOPE ON BARRIER FREE RAMPS SHALL NOT EXCEED 1" PER FOOT AT ANY LOCATION.
  2. DESIGNS SHOWN ARE FOR 6" CURBS. FOR CURBS GREATER THAN 6" DIMENSIONS SHALL BE INCREASED PROPORTIONATELY.
  3. STREETS ON STEEP GRADE WILL REQUIRE LONGER CURB TRANSITIONS. IT IS THE DESIGN ENGINEER'S RESPONSIBILITY TO INSURE THAT THIS DETAIL WILL WORK.
  4. LOCATIONS OF BARRIER FREE RAMPS MAY BE SHIFTED TO CLEAR OBSTRUCTIONS, WITH APPROVAL FROM THE CITY.
  5. CONCRETE TO HAVE A MINIMUM 3000 P.S.I. COMPRESSIVE STRENGTH AT 28 DAYS.
  6. REINFORCEMENT TO BE #3 BARS AT 24" O.C.E.W.
  7. GROOVES MUST BE CLEAN AND STRAIGHT FOR CLEAR DETECTION BY TOUCH WITH A CANE AND PARALLEL TO CROSSWALKS.
  8. FOR PURPOSES OF WARNING, THE FULL WIDTH AND DEPTH OF CURB RAMPS SHALL HAVE A LIGHT REFLECTIVE VALUE AND TEXTURE THAT SIGNIFICANTLY CONTRASTS WITH THAT OF ADJOINING PEDESTRIAN ROUTES. CITY SHALL APPROVE MATERIALS AND COLOR SHALL BE CHROMIX ADMIXTURES QUARRY RED, C-32 (CHROMIX IS MANUFACTURED BY THE L.M. SCOFIELD CO. (800)800-9900 OR APPROVED EQUAL.



GENERAL NOTES	CITY OF ROCKWALL	SCALE NONE
FOR BARRIER FREE RAMPS	"THE NEW HORIZON"	DRAWN NAME HANDICAP_2
	DATE AUG. '03	

LATERAL CONNECTIONS	CITY OF ROCKWALL	DATE MAY '03
	"THE NEW HORIZON"	DRAWING NAME SEWER SERVICE

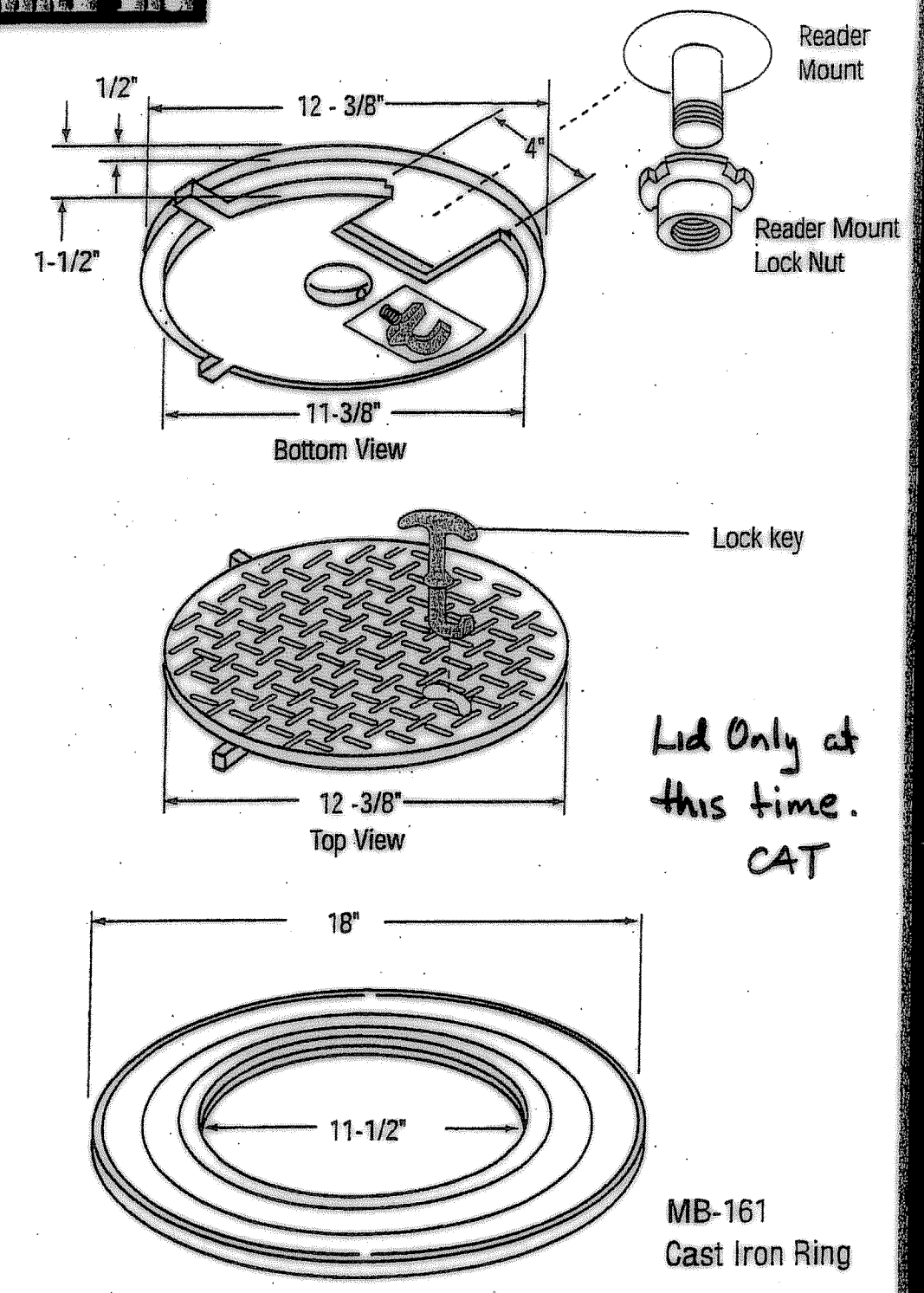
DRIVEWAY DETAIL	CITY OF ROCKWALL	DATE AUG. '03
	"THE NEW HORIZON"	DRAWING NAME DRIVEWAY

# Rotec Meter and Valve Box Series

## DFW-18-AMRL-Lid

### "E" Series Lid

- Flush Mount lid that fits a Cast Iron Ring
- AMR transponder slides into a molded holder under the lid to provide security and strength
- Lid has ability to custom fit most Cast Iron Rings
- Skid resistant surface texture
- Spring loaded locking device
- Security bracket option available
- "Iron" slide mount available



DFW PLASTICS, INC. P.O. Box 648 - Bedford, Texas 76095 - USA - 817.439.3600 - Fax 817.439.3700

AS BUILT DATE 12/14/05

NOTE: ALL CONSTRUCTION MATERIALS, SPECIFICATIONS AND INSTALLATION PROCEDURES SHALL CONFORM TO CURRENT N.C.T.C.O.G./CITY OF ROCKWALL STANDARDS UNLESS OTHERWISE APPROVED BY THE CITY OF ROCKWALL ENGINEERING DEPARTMENT.



REV	DATE	REMARKS
<b>STANDARD DETAILS</b>		
LOTS 6, 17, 18 & 19, BLOCK A		
HORIZON RIDGE ADDITION		
THE CITY OF ROCKWALL, TEXAS		
LAWRENCE A. CATES & ASSOC., LLP		CONSULTING ENGINEERS
14800 QUORUM DRIVE, SUITE 200		DALLAS, TEXAS
(972) 385-2272		
DESIGN	DRAWN	DATE
LAC	MCL	02-18-05
SCALE	NOTES	FILE NO.
N.T.S.D.	D.P.	24104 INLET/CLS
		SD-1