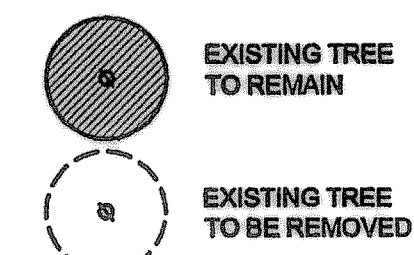


**EXISTING TREE LEGEND**


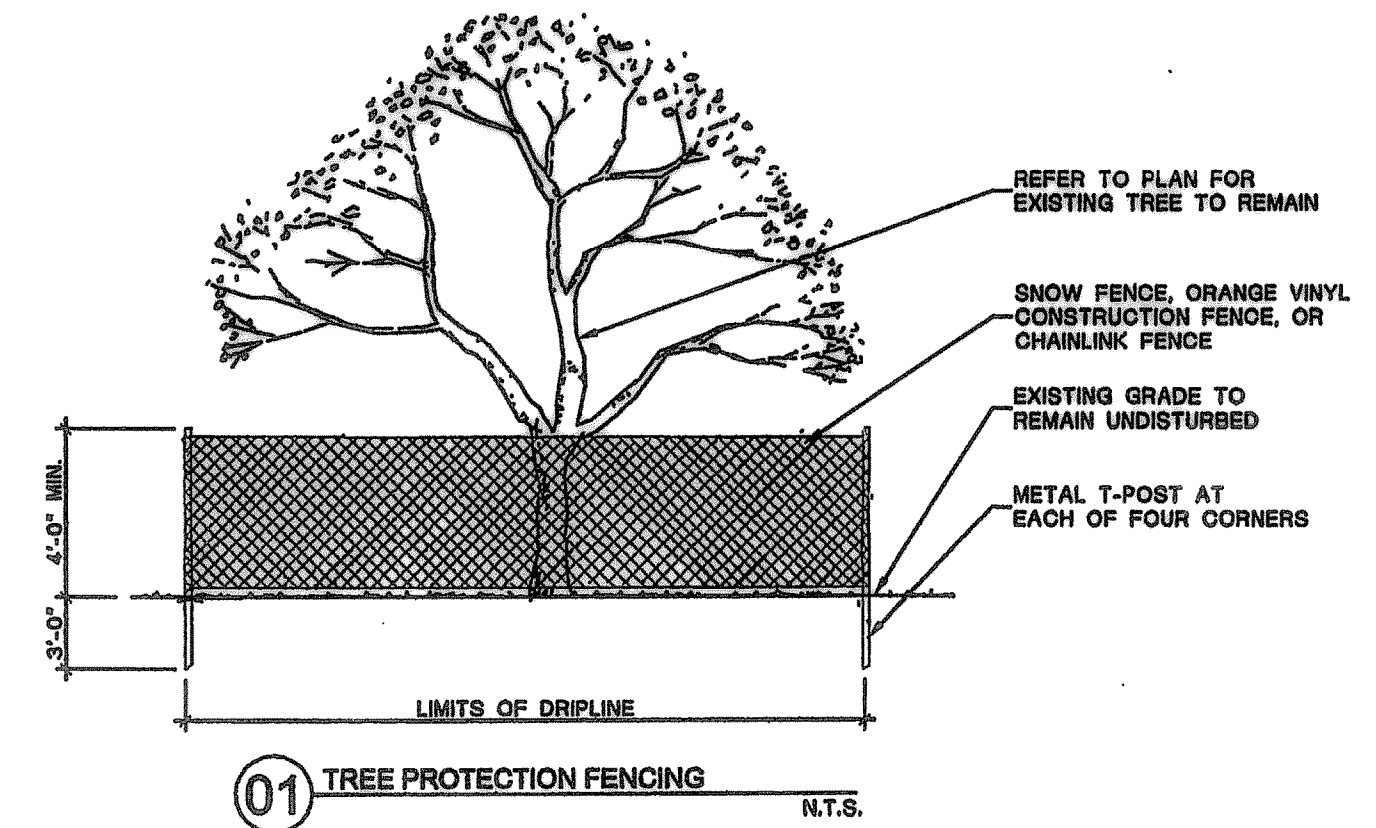


**TREE TABULATIONS**

Total caliper inches on site:	168"
Total caliper inches removed:	48"
Total caliper inches required for mitigation:	48"
Total caliper inches provided: (25) 3" cal. trees	75"
Refer to sheet L.1 and L.2	

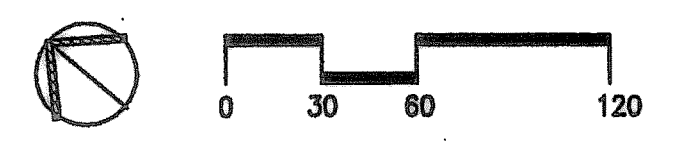
**EXISTING TREE NOTES**

- Existing trees to remain shall be protected during construction from tree structure damage and compaction of soil under and around dripline (canopy) of tree.
- If any root structure is damaged during adjacent excavation/construction, notify the Architect immediately. It is recommended that a licensed Arborist be secured for the treatment of any possible tree wounds.
- No disturbance of the soil greater than 4" shall be located closer to the tree trunk than 1/2 the distance of the drip line to the tree trunk. A minimum of 75% of the drip line and root zone shall be preserved at natural grade.
- Any fine grading done within the critical root zones of the protected trees must be done with light machinery such as a bobcat or light tractor. No earth moving equipment with tracks is allowed within the critical root zone of the trees.
- Material Storage: No materials intended for use in construction or waste materials accumulated due to excavation or demolition shall be placed within the limits of the dripline of any tree.
- Equipment Cleaning/Liquid Disposal: No equipment may be cleaned, toxic solutions, or other liquid chemicals shall be deposited within the limits of the dripline of a tree. This would include but not be limited to paint, oil, solvents, asphalt, concrete, mortar, primers, etc.
- Tree Attachments: No signs, wires or other attachments, other than those of a protective nature shall be attached to any tree.
- Vehicular Traffic: No vehicular and construction equipment traffic or parking is allowed within the limits of the dripline of trees.
- Boring of Utilities: May be permitted under protected trees in certain circumstances. The minimum length of the bore shall be the width of the tree's canopy and shall be a minimum depth of forty-eight (48") inches.
- Trenching: Any irrigation trenching which must be done within the critical root zone of a tree shall be dug by hand and enter the area in a radial manner.
- Tree Flagging: All trees to be removed from the site shall be flagged by the Contractor with bright red vinyl tape (3" width) wrapped around the main trunk at a height of four (4') feet above grade. Flagging shall be approved by Landscape Architect prior to any tree removal. Contractor shall contact Landscape Architect with 72 hour notice to schedule on-site meeting.
- Protective Fencing: All trees to remain, as noted on drawings, shall have protective fencing located at the tree's dripline. The protective fencing may be comprised of snow fencing, orange vinyl construction fencing, chain link fence or other similar fencing with a four (4') foot approximate height. The protective fencing will be located as indicated on the Tree Protection Detail(s).
- Bark Protection: In situations where a tree remains in the immediate area of intended construction, the tree shall be protected by enclosing the entire circumference of the tree's trunk with lumber encircled with wire or other means that does not damage the tree. Refer to Tree Protection Detail(s).
- Construction Pruning: In a case where a low hanging limb is broken during the course of construction, the Contractor shall notify the Landscape Architect immediately. In no instance shall the Contractor prune any portion of the damaged tree without the prior approval by the Landscape Architect.



4.15.05

**smr**  
landscape architects, inc.  
1708 N. Griffin Street  
Dallas, Texas 75202  
Tel 214.871.0083  
Fax 214.871.0545  
Email smr@smr-la.com



AS BUILT  
DATE 12/14/05

3	5-02-05	ISSUED FOR CONSTRUCTION
2	4-15-05	CITY COMMENTS
1	3-22-05	ADDENDUM #1
REV.	DATE	REMARKS
<b>TREESCAPE PLAN</b>		
LOTS 17, 18, 19, BLOCK A		
HORIZION RIDGE ADDITION		
THE CITY OF ROCKWALL, TEXAS		
LAWRENCE A. CATES & ASSOC., INC. CONSULTING ENGINEERS 14200 MIDWAY ROAD, SUITE 122 (972) 388-2272 DALLAS, TEXAS		
DESIGN	DRAWN	DATE
BDA	BDA	3/8/05
SCALE	NOTES	FILE
1"=60'	D.P.	20050 DIMCTRL1
NO.	L.O	