

EXISTING SANITARY SEWER MANHOLE
RIM ELEV= 508.4
FL ELEV= 493.5

EXISTING FIRE HYDRANT
8" PVC WATER LINE
4" PVC WATER LINE


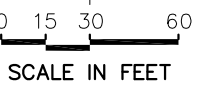
EXISTING 4" PVC WATER LINE

EXISTING 6" PVC SANITARY SEWER LINE

STA 0+00
EXISTING SANITARY SEWER MANHOLE
RIM ELEV= 529.8
FL ELEV= 514.6

EXISTING CURB INLET

EXISTING DROP INLET



ERIC L. DAVIS
ENGINEERING, INC.
425 Pinson Road Ste. G
Forney, Texas 75126
972/564-0592 Fax 972/564-6523
ericdavis@dengineering.com

UTILITY PLAN
INDEPENDENCE PASS
CITY OF ROCKWALL, ROCKWALL CO, TEXAS

PROJECT: HUDSON PROPERTIES, INC.
PORTOFINO DRIVE
ROCKWALL, TX 75087
(972) 877-3777
JOB NO.: 064-01
DRAWN BY: [blank]
CHECKED BY: [blank]
DATE: 04-26-07

AS-BUILT



SCALE: 1"=30'

SHEET 1 OF 1

SHEET 8

LEGEND

- — — EXIST 6" SANITARY SEWER LINE
- — — EXIST 6" WATER LINE
- — — PROP 8" PVC WATER LINE
- — — PROP 1" WATER SERVICE
- — — PROP 8" SANITARY SEWER LINE
- — — PROP SANITARY SEWER SERVICE
- PROP MANHOLE
- PROP CLEAN-OUT

YACHT CLUB DRIVE

INDEPENDENCE PLACE

F.M. ROAD 740 / RIDGE ROAD

REMOVE EXISTING SANITARY SEWER CLEANOUT
STA 1+45.21, INSTALL 4" DIA MANHOLE

PROPOSED 40' LF 8" PVC SANITARY SEWER

PROPOSED WATER SERVICE CONNECTIONS
TO BE RUN THROUGH 2' WIDE TRENCH

STA 1+85.54, PROPOSED
SANITARY SEWER CLEAN-OUT

EXISTING SBC TELEPHONE BOX

EXISTING SBC TELEPHONE

SEWER SERVICE

WATER SERVICE

EXISTING 6" PVC SANITARY SEWER

WATER SERVICE

SEWER SVC

EXISTING TXU ELECTRIC

SEWER SVC

WATER SERVICE

NOTE:
MINIMUM DISTANCE BETWEEN
SANITARY SEWER LINE &
WATER LINE TO BE 10'-0".

LOT 3
19485 SF
0.45 AC

LOT 1
23914 SF
0.55 AC

BLOCK A

LOT 2
17737 SF
0.41 AC

EXISTING TXU ELECTRIC

EXISTING TELEPHONE BOX
EXISTING TU ELECTRIC BOX

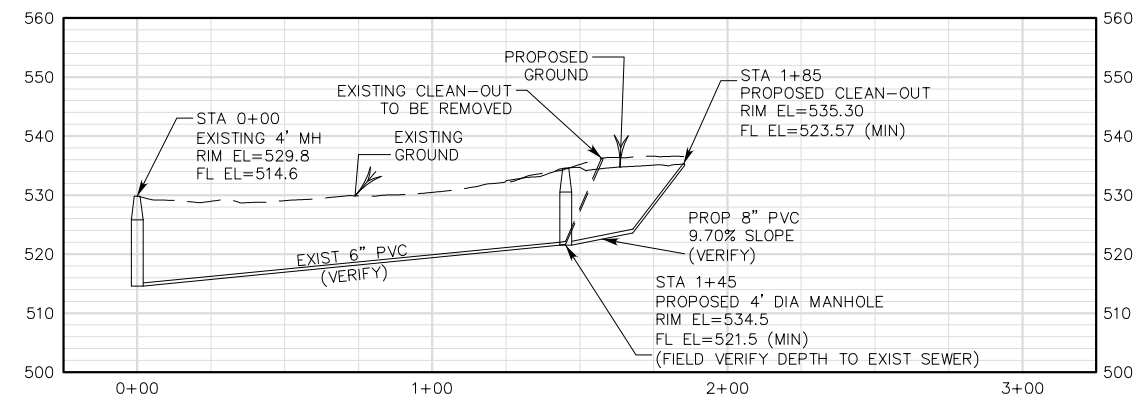
EXISTING TU ELECTRIC

EXISTING SBC TELEPHONE

EXISTING POWER POLE
EXISTING OVERHEAD ELECTRIC

OVERHEAD ELEC

CHANDLERS LANDING PHASE TEN
SECTION ONE
CABINET A, SLIDE 193



SANITARY SEWER PROFILE

NOTES:

1. ALL WATER TO BE CLASS 200.
2. INSTALL BLUE EMS DISK ON WATER LINE AT EVERY CHANGE IN DIRECTION, VALVE AND SERVICE.
3. INSTALL GREEN EMS DISK ON SANITARY SEWER AT EVERY CHANGE IN DIRECTION, MANHOLE, CLEANOUT AND SERVICE.

NOTE:
TO THE BEST OF OUR KNOWLEDGE ERIC L. DAVIS ENGINEERING, INC., HEREBY STATES THAT THIS PLAN IS AS-BUILT. THE INFORMATION PROVIDED IS BASED ON SURVEYING CONDUCTED AT THE SITE AND INFORMATION PROVIDED BY THE CONTRACTOR.

TBM:
TOP OF 10' CURB INLET
ON INDEPENDENCE PLACE
ELEV=528.12