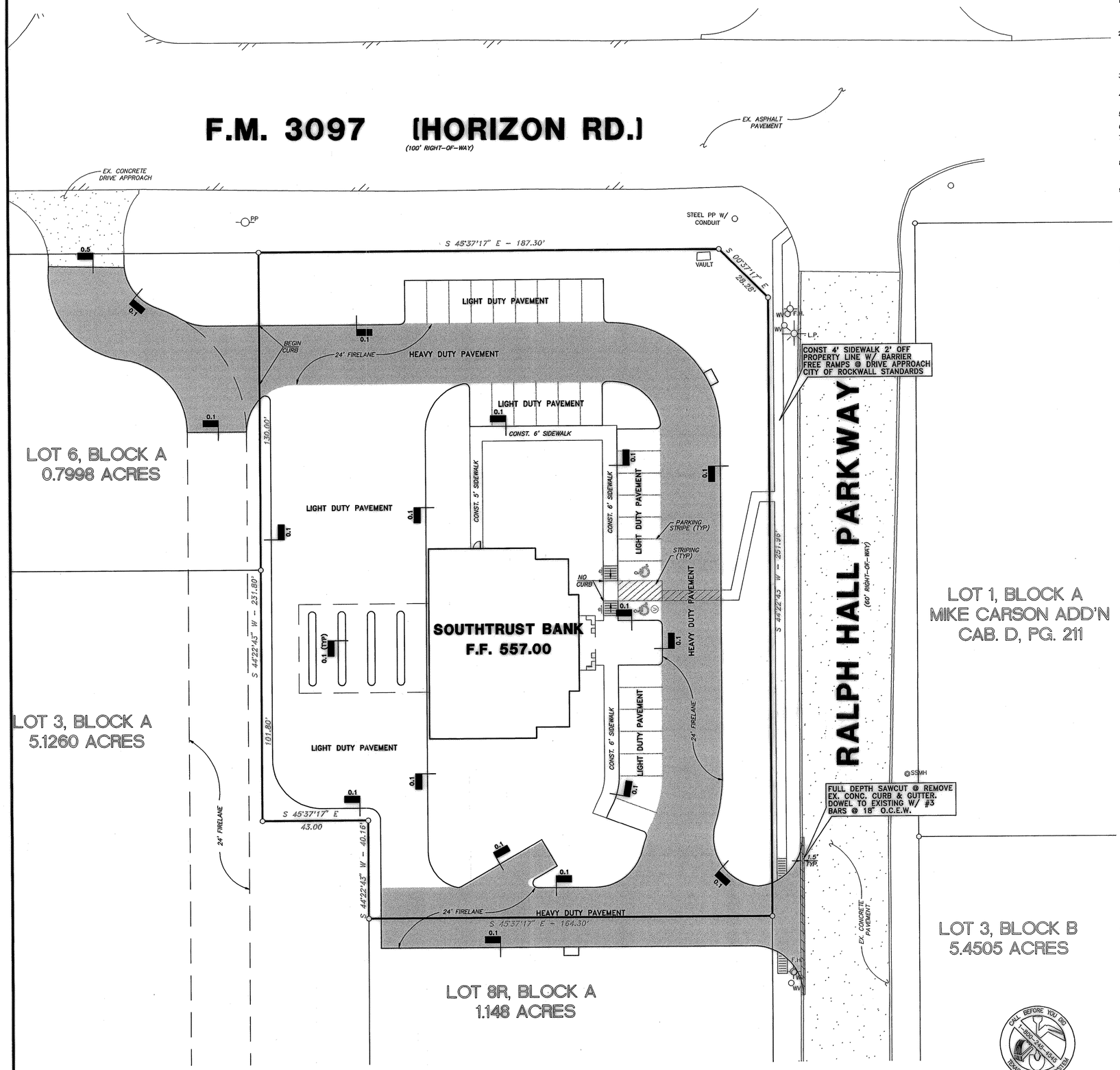

PAVING GENERAL NOTES:

1. ALL ON SITE CONCRETE PAVING SHALL BE OF THE THICKNESS SHOWN ON THE PLAN AT 28 DAYS AND HAVING A ONE INCH (1") TO FOUR INCH (4") SLUMP AND REINFORCED WITH #3 BARS @ 18" O.C.E.W. REINFORCING SHALL BE SUPPORTED BY CHAIRS AND SPACED AT 16 S.F. MAXIMUM INTERVAL.
2. PROOF ROLL SUBGRADE WITH HEAVY PNEUMATIC EQUIPMENT. ANY SOFT OR PLUMPING AREAS SHOULD BE EXCAVATED TO A FIRM SUBGRADE AND BACKFILL FOLLOWING PRODCEDURES DESCRIBED IN THE SITE GRADING SECTION OF THE PROJECT SOILS REPORT. SCARIFY SUBGRADE TO A DEPTH OF 6" AND UNIFORMLY COMPACTED TO A MINIMUM 95 PERCENT (95%) STANDARD PROCTOR AT OR ABOVE OPTIMUM MOISTURE. ALL FILL TO BE COMPACTED WITH SHEEPS FOOT ROLLER.
3. SEALANT MATERIAL TO BE QA44 ASPHALT OR A RUBBER BASED COMPUND, U.N.O. SPECIFICATIONS TO BE SUBMITTED TO THE ENGINEER PRIOR TO INSTALLATION.
4. BREAKOUTS FOR REMOVAL OF EXISTING PAVEMENT AND CURBS SHALL BE MADE BY SAW CUT WHEN ADJACENT TO PROPOSED PAVING AND/OR CURBS.
5. PROPOSED CONCRETE CURBS SHALL MATCH ELEVATIONS OF EXISTING CURB.
6. CONCRETE TO BE FLOAT FINISHED AND CURED FOR A MINIMUM OF 72 HOURS.
7. ALL PARKING SPACES SHOWN ON PROPOSED CONSTRUCTION SHALL BE MARKED WITH 4 INCH (4") WIDE WHITE PAINTED PAVEMENT STRIPING. PAINT SHALL BE SHERWIN WILLIAMS SERIES OR APPROVED ALTERNATE.
8. ALL WORKMANSHIP AND MATERIAL SHALL BE IN ACCORDANCE WITH CITY OF SAN ANTONIO STANDARD SPECIFICATIONS AND/OR SPECIFICATIONS ESTABLISHED BY THIS PROJECT. THE MOST STRINGENT SHALL APPLY.
9. CONTRACTOR SHALL SUBMIT A JOINT SPACING PLAN TO THE ENGINEER PRIOR TO PLACEMENT OF CONCRETE PAVEMENT. CONTROL JOINTS SHALL BE INSTALLED AT A MAXIMUM SPACING OF 12' O.C.E.W. EXPANSION JOINTS SHALL BE INSTALLED AT A MAXIMUM SPACING OF NINETY FEET (90'). CONCRETE SHALL BE PLACED IN STRIPS NOT TO EXCEED 30 FEET (30') IN WIDTH OR PUMPED. LEVEL UP SAND COURSE WILL NOT BE ALLOWED.
10. CONTRACTOR WILL PROVIDE A TWO (2) YEAR UNCONDITIONAL MAINTENANCE FREE WARRANTY ON PORTLAND CEMENT CONCRETE PAVEMENT.
11. ALL ACCESSIBLE RAMPS TO BE CONSTRUCTED PER ADA STANDARDS.
12. ALL FIRE LANES SHALL BE STRIPED IN ACCORDANCE WITH CITY STANDARDS AND SPECIFICATIONS.

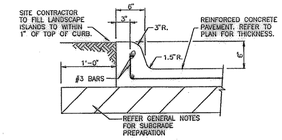

0.1 INTEGRAL CURB DETAIL

N.T.S.

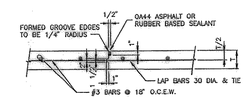

0.2 CONSTRUCTION JOINT

N.T.S.

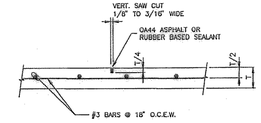

0.3 CONTROL JOINT

N.T.S.

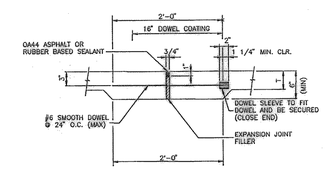

0.4 EXPANSION JOINT DETAIL

N.T.S.

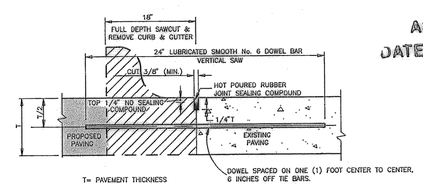

NOTES:
1. NO.5 SMOOTH DOWEL BAR MAY BE USED IN 5 INCH PAVEMENT THICKNESS.
2. LONGITUDINAL BUTT CONSTRUCTION MAY BE UTILIZED IN PLACE OF LONGITUDINAL HINGED (KEYWAY) JOINT AT CONTRACTORS OPTION.
3. DOWEL BARS SHALL BE DRILLED INTO PAVEMENT HORIZONTALLY BY USE OF A MECHANICAL RIG.
4. DRILLING BY HAND IS NOT ACCEPTABLE, PUSHING DOWEL BARS INTO GREEN CONCRETE IS NOT ACCEPTABLE.

0.5 LONGITUDINAL BUTT JOINT

N.T.S.

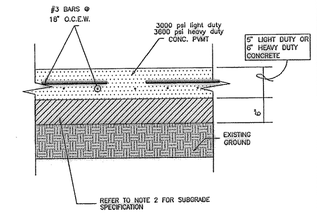

ON SITE LIGHT/DUTY CONCRETE PAVEMENT SECTION

N.T.S.

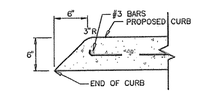

CURB TURN DOWN DETAIL

N.T.S.

LEGEND

F.H.	FIRE HYDRANT
X SET	CHISELED "X" SET
F.X.	CHISELED "X" FOUND
F.I.R.	IRON ROD FOUND (SIZE AS NOTED)
S.I.R.	IRON ROD SET (SIZE AS NOTED)
PP	OVERHEAD UTILITY POLE W/ GUY
UE UTUT	UNDERGROUND ELECTRIC OR TELEPHONE
L.P.	LIGHT POLE (EX)
SSMH	SANITARY SEWER MANHOLE (EX)
C.O.	SAN. SWR. CLEAN OUT (EX)
G.V.	GAS VALVE (EX)
W.V.	WATER VALVE (EX)
12"	TREE
	PROP. COMBINATION GRATE INLET
	PROP. DROP INLET
	PROP. CURB INLET
	PROP. SIGNAGE (H.C.)
	PAINTED HANDICAP SYMBOL
	PAINTED STRIPING @ ACCESS ROUTES
	FIRE LANE

LEGEND

	5"– 3,000 P.S.I. CONCRETE LIGHT DUTY PVMT
	6"– 3600 P.S.I. CONCRETE HEAVY DUTY PVMT. 6 SACK MACHINE FINISHED OR 6 1/2 SACK HAND FINISHED
	FULL DEPTH SAW CUT REMOVE EXIST. CURB

BENCH MARK:

BOX CUT IN NW CURB RETURN AT THE INTERSECTION OF WESTWOOD AND ROCKWALL PARKWAY.
ELEVATION = 537.56

0 10' 20' 40'

THE SEAL APPEARING ON THIS DOCUMENT WAS AUTHORIZED BY BRYAN M. BURGER, P.E. 90880 ON

AS BUILT
DATE 03-03-04

STATE OF TEXAS
BRYAN M. BURGER
90880
LICENSED
PROFESSIONAL ENGINEER

REV.	DATE	REMARKS

PAVING PLAN

LOT 7R, BLOCK A

HORIZON RIDGE ADDITION

THE CITY OF ROCKWALL, TEXAS

LAWRENCE A. CATES & ASSOC., INC.
14200 MIDWAY ROAD, SUITE 122 (972) 385-2272
CONSULTING ENGINEERS DALLAS, TEXAS

DESIGN	DRAWN	DATE	SCALE	NOTES	FILE	NO.
BMB	MCL	02/03	1"=20'	D.P.	23012 PAVING	C-4

R:\DWGS\23012\PAVING.dwg Mon Sep 15 10:28:52 2003 C.A.C.