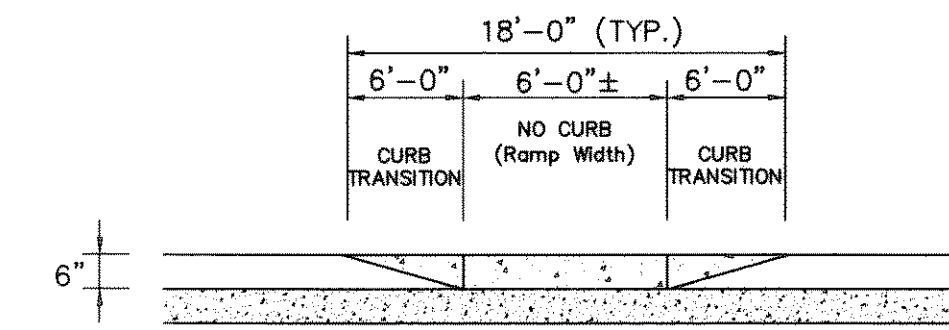
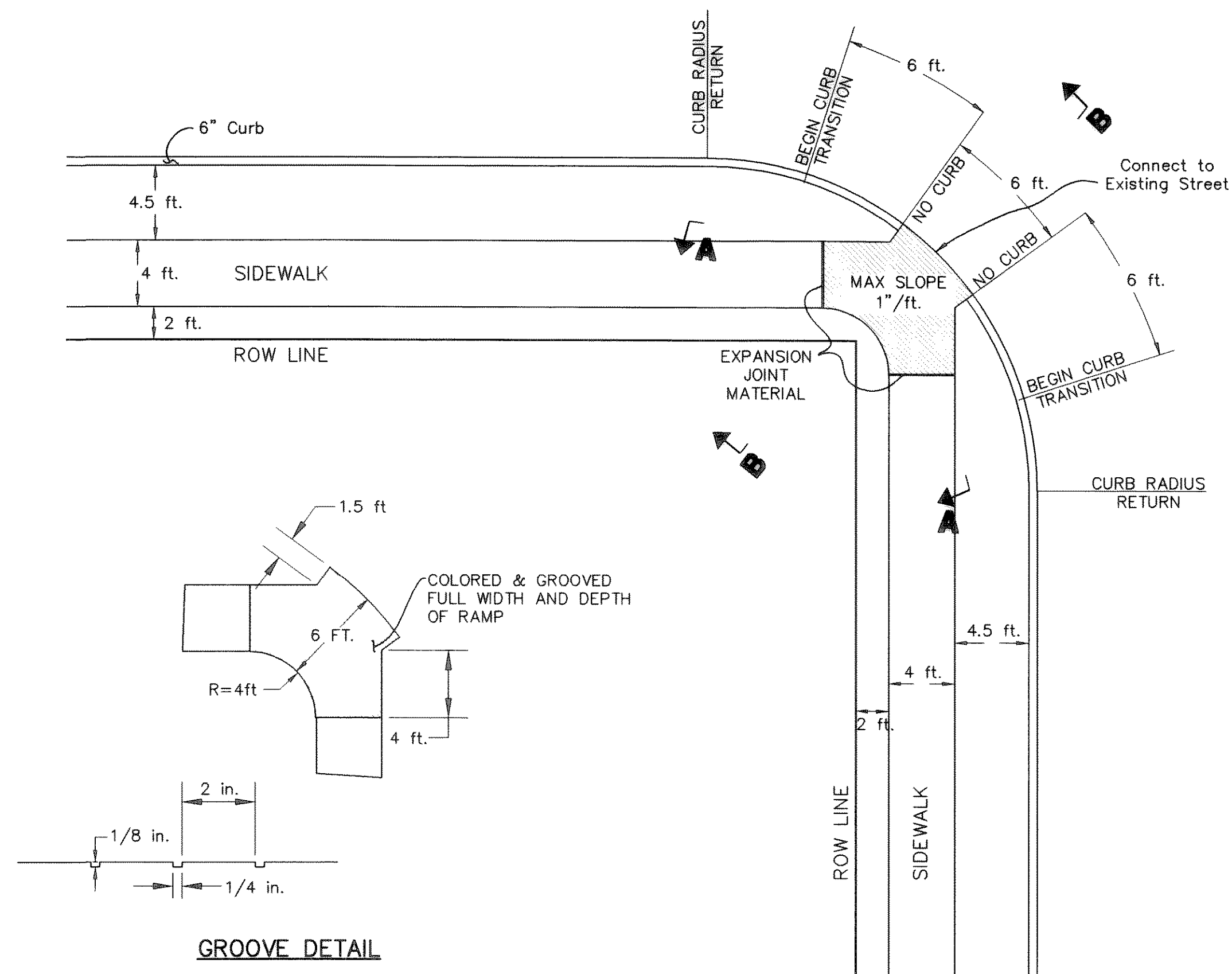
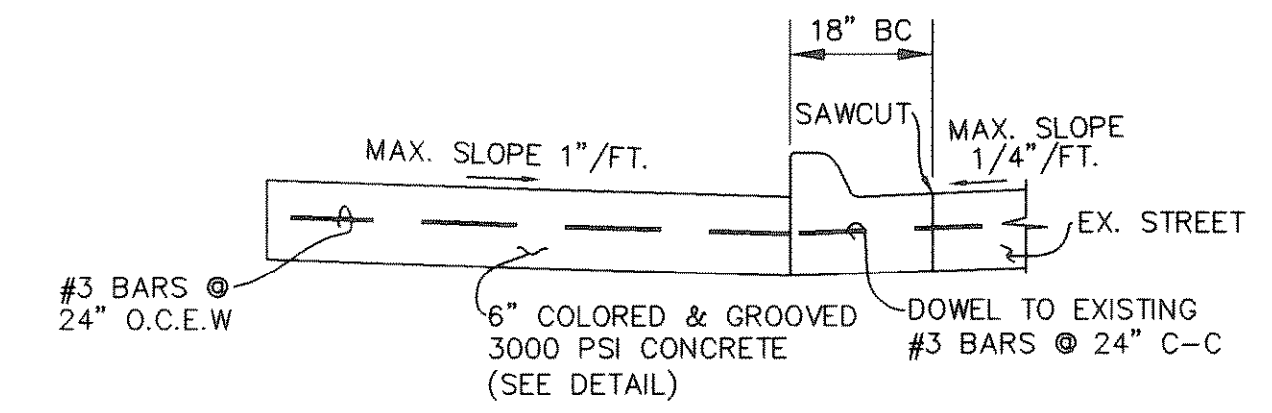


**GENERAL NOTES**

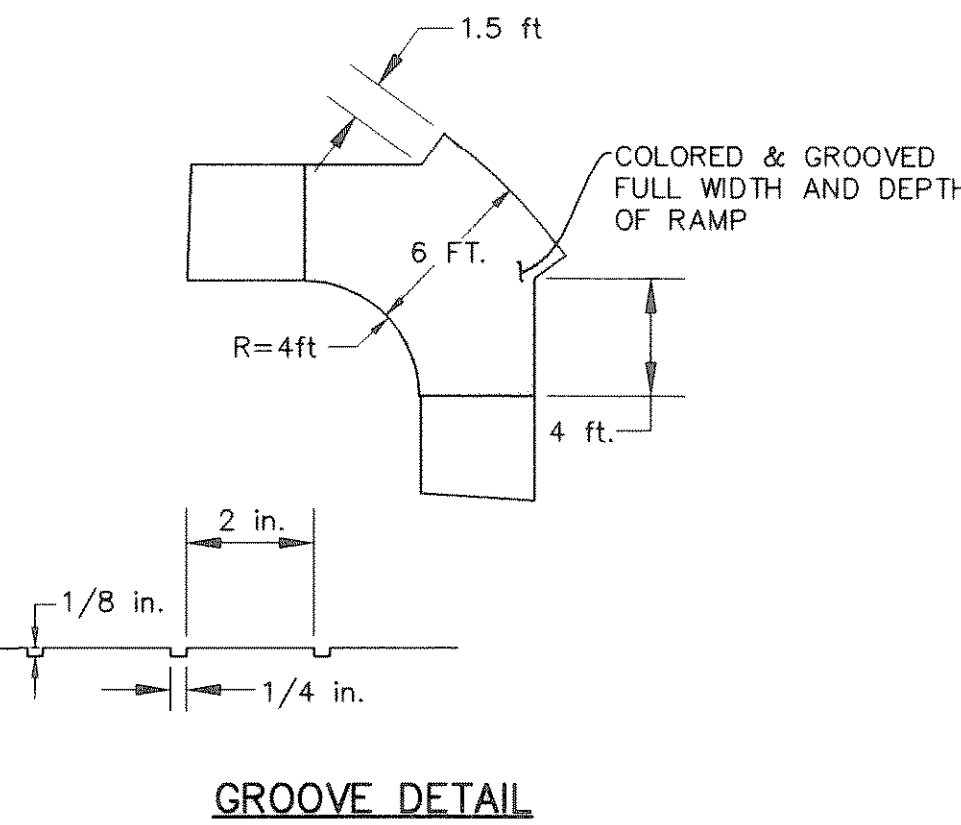
1. MAXIMUM SLOPE ON BARRIER FREE RAMPS SHALL NOT EXCEED 1" PER FOOT AT ANY LOCATION.
2. DESIGNS SHOWN ARE FOR 6" CURBS. FOR CURBS GREATER THAN 6" DIMENSIONS SHALL BE INCREASED PROPORTIONATELY.
3. STREETS ON STEEP GRADE WILL REQUIRE LONGER CURB TRANSITIONS. IT IS THE DESIGN ENGINEER'S RESPONSIBILITY TO INSURE THAT THIS DETAIL WILL WORK
4. LOCATIONS OF BARRIER FREE RAMPS MAY BE SHIFTED TO CLEAR OBSTRUCTIONS, WITH APPROVAL FROM THE CITY.
5. CONCRETE TO HAVE A MINIMUM 3000 PSI COMPRESSIVE STRENGTH AT 28 DAYS.
6. REINFORCEMENT TO BE #3 BARS AT 24" O.C.E.W.
7. GROOVES MUST BE CLEAN AND STRAIGHT FOR CLEAR DETECTION BY TOUCH WITH A CANE AND PARALLEL TO CROSSWALKS.
8. FOR PURPOSES OF WARNING, THE FULL WIDTH AND DEPTH OF CURB RAMPS SHALL HAVE A LIGHT REFLECTIVE VALUE AND TEXTURE THAT SIGNIFICANTLY CONTRASTS WITH THAT OF ADJOINING PEDESTRIAN ROUTES. CITY SHALL APPROVE MATERIALS AND COLOR SHALL BE CHROMIX ADMIXTURES QUARRY RED, C-32 (CHROMIX IS MANUFACTURED BY THE L.M. SCOFIELD CO. (800)800-9900) OR APPROVED EQUAL.



SECTION A-A



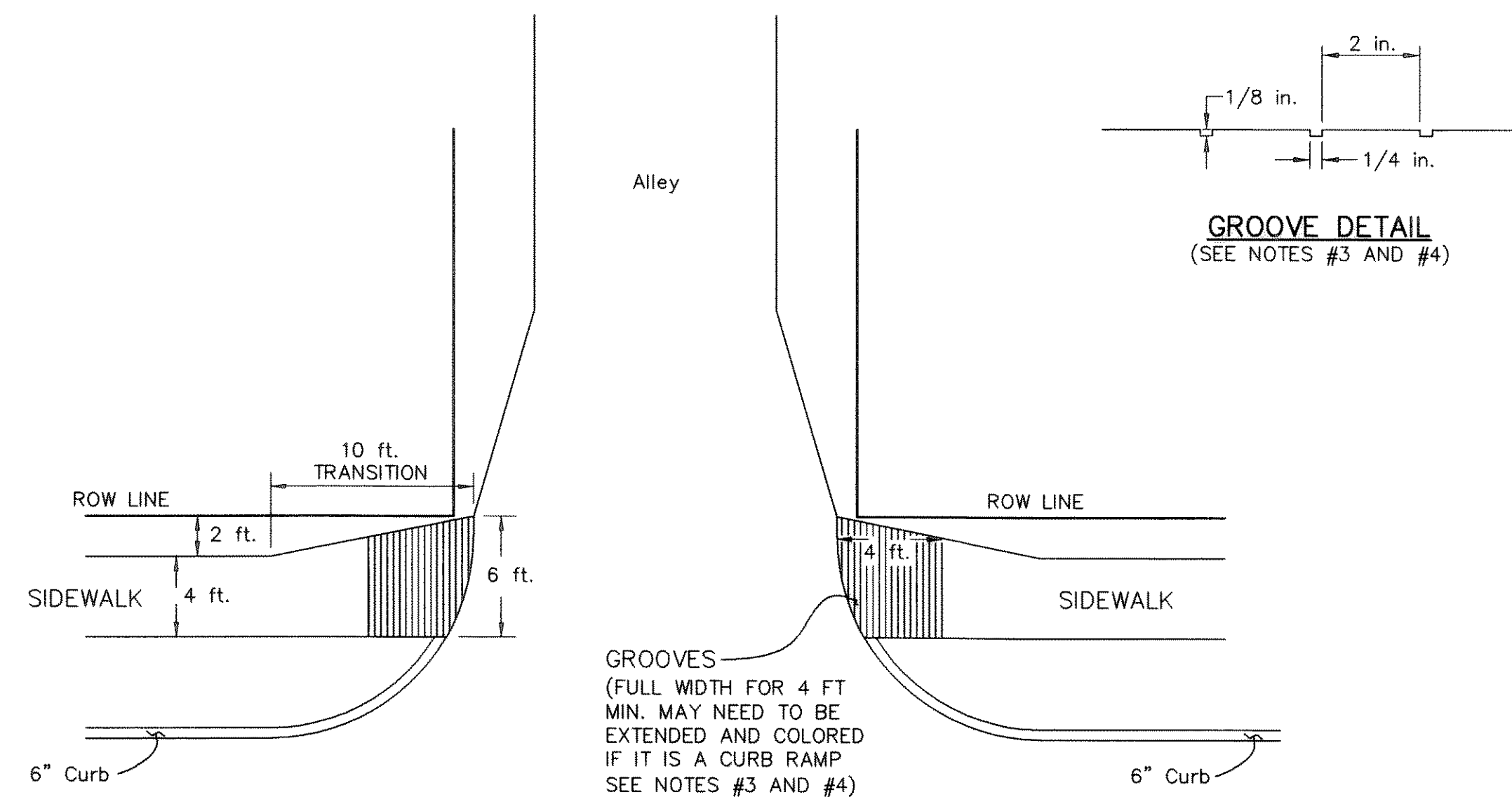
SECTION B-B



DETAIL FOR RAMP SIDEWALK  
NOT AT BACK OF CURB

**GENERAL NOTES**

1. CONCRETE TO HAVE A MINIMUM 3000 PSI COMPRESSIVE STRENGTH AT 28 DAYS.
2. REINFORCEMENT TO BE #3 BARS AT 24" O.C.E.W.
3. GROOVES WILL BE INSTALLED ON ALL SIDEWALK/ALLEY INTERSECTIONS. THE GROOVES WILL BE THE WIDTH OF THE SIDEWALK. THE GROOVES SHALL BE INSTALLED SO THAT WATER DOES NOT ACCUMULATE.
4. IF THE SLOPE OF THE SIDEWALK TO THE ALLEY EXCEEDS 1:20 (5%) IT WILL BE CONSIDERED A CURB RAMP AND THE FOLLOWING NOTES SHALL APPLY:
  - A. MAXIMUM SLOPE ON BARRIER FREE RAMPS SHALL NOT EXCEED 1" PER FOOT AT ANY LOCATION.
  - B. LOCATIONS OF BARRIER FREE RAMPS MAY BE SHIFTED TO CLEAR OBSTRUCTIONS, WITH APPROVAL FROM THE CITY.
  - C. THE SIDEWALK SHALL BE COLORED CONCRETE AND GROOVES THE FULL WIDTH OF THE SIDEWALK FOR A LENGTH THAT IS NEEDED TO ACHIEVE THE PROPER SLOPE ON THE RAMP. (SEE DETAIL)
  - D. GROOVES MUST BE CLEAN AND STRAIGHT FOR CLEAR DETECTION BY TOUCH WITH A CANE AND PARALLEL TO CROSSWALKS. GROOVES MUST BE DONE SO THAT WATER IS NOT ALLOWED TO ACCUMULATE.
  - E. FOR PURPOSES OF WARNING, THE FULL WIDTH AND DEPTH OF CURB RAMPS SHALL HAVE A LIGHT REFLECTIVE VALUE AND TEXTURE THAT SIGNIFICANTLY CONTRASTS WITH THAT OF ADJOINING PEDESTRIAN ROUTES. CITY SHALL APPROVE MATERIALS AND COLOR SHALL BE CHROMIX ADMIXTURES QUARRY RED, C-32 (CHROMIX IS MANUFACTURED BY THE L.M. SCOFIELD CO. (800)800-9900) OR APPROVED EQUAL.



DETAIL FOR ALLEY RAMP SIDEWALK  
2 FT OFF OF ROW


**RECORD DRAWINGS OCT. 8, 2001**

NOTE: THE INTENT OF THE OWNER AND ENGINEER WAS TO CONSTRUCT THE IMPROVEMENTS ACCORDING TO THESE PLANS AS APPROVED BY THE CITY OF ROCKWALL. THE LINES AND GRADES WERE SET ON THE GROUND FOR CONSTRUCTION ACCORDING TO SAID PLANS. WE ARE NOT AWARE OF ANY CHANGES OR REVISIONS TO THESE PLANS DURING CONSTRUCTION EXCEPT AS NOTED ON THE PLANS.

**NOTE:**

BARRIER FREE RAMPS SHOWN, ARE TAKEN FROM CITY OF ROCKWALL STANDARD DETAILS. THESE DETAILS ARE SHOWN BY REQUEST FROM THE CITY OF ROCKWALL. DOWDEY, ANDERSON & ASSOCIATES DOES NOT PLAGIARIZE NOR TAKE ANY CREDIT OR RESPONSIBILITY FOR THE DESIGN OF THESE RAMPS.

THESE CONSTRUCTION PLANS WERE PREPARED UNDER THE RESPONSIBLE SUPERVISION OF DAN M. DOWDEY REGISTERED PROFESSIONAL ENGINEER No. 21433



THE SEAL APPEARING ON THIS DOCUMENT WAS AUTHORIZED BY DAN M. DOWDEY P.E. # 21433

NO.	DATE	BY	REVISION

BARRIER FREE RAMP DETAILS					
HICKORY RIDGE PHASE ONE					
CITY OF ROCKWALL					
ROCKWALL COUNTY, TEXAS					
<b>DOWDEY, ANDERSON &amp; ASSOCIATES, INC.</b>					
5225 VILLAGE CREEK DR., STE. 200 (972) 931-0694 PLANO, TEXAS					
DESIGN	DRAWN	CHECKED	DATE	SCALE	JOB SHEET
JDS	JDS	DD	10 - 00	NTS	99-066 1