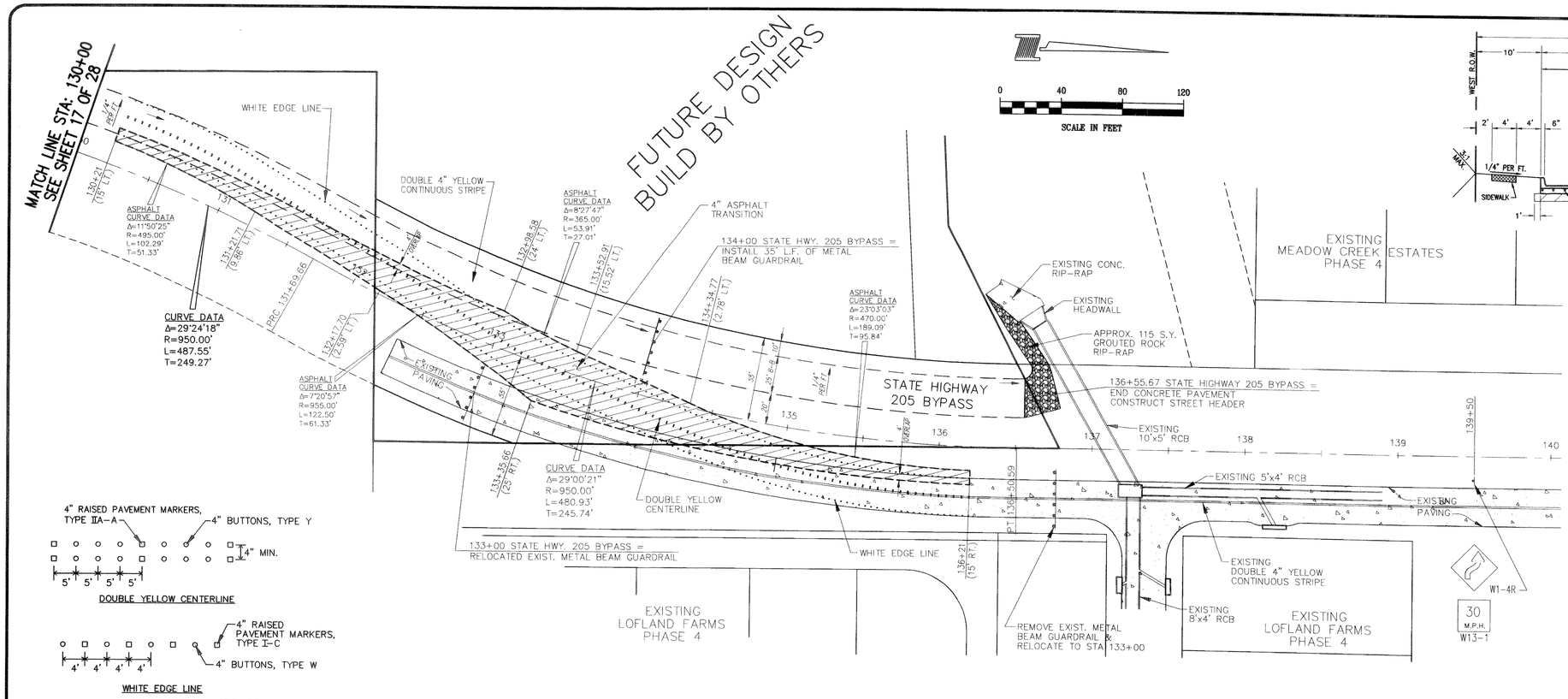

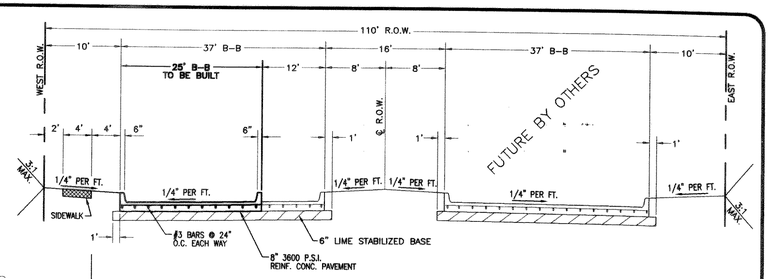

PRINCIPAL - LANE DIVIDED ARTERIAL

N.T.S.

PAVING GENERAL NOTES

1. Street construction shall conform to the "Standard Specifications for Public Works Construction North Central Texas" and the Standard Construction Details as modified by City of Rockwall.
2. All street pavement shall be Class "S" concrete (minimum 3600 psi), 6 sack min, 6.5 sack min for hand pour and all alley pavement shall be Class "F" concrete (minimum 4000 psi), 6.5 sack min, 7 sack min for hand pour per item 7.4.5 P.W.C.N.C.T. Both methods reinforced with #3 or #4 bars shown, both spaced 24" O.C.E.W. hand finishing will be as peritem 5.8.2. (h)(2) with 6.5 sack minimum or machine finishing will be as for item 5.8.2 (h)(1) with 6 sack minimum for 3600 psi.
3. All parkways shall slope a minimum of 1/4" per foot up from the curb to the right-of-way line, then at a 4:1 slope to match existing grade.
4. Sawing and sealing of all longitudinal and transverse pavement joints shall be considered subsidiary to all paving items.
5. For classes of concrete pavement, refer to Item 7.4.5 of "Standard Specifications for Public Works Construction North Central Texas".
6. For placing of concrete pavement refer to Item 7.6.9 of "Standard Specifications for Public Works Construction North Central Texas".
7. For maximum slump of concrete for pavement refer to Item 7.4.5 of "Standard Specifications for Public Works Construction North Central Texas".
8. Contractor responsible for all lay down curbs at B.F.R.'s (typ), and 4" thick Sidewalk at alley per City of Rockwall Standard Detail.
9. Contractor responsible for the protection of all public utilities during the paving construction.
10. All fill shall be compacted to 95% standard proctor density in a maximum of 6" lifts or per geotechnical engineers report.
11. Use sheep's foot roller in areas of fill.
12. Homebuilder is responsible for construction of interior barrier free ramps.

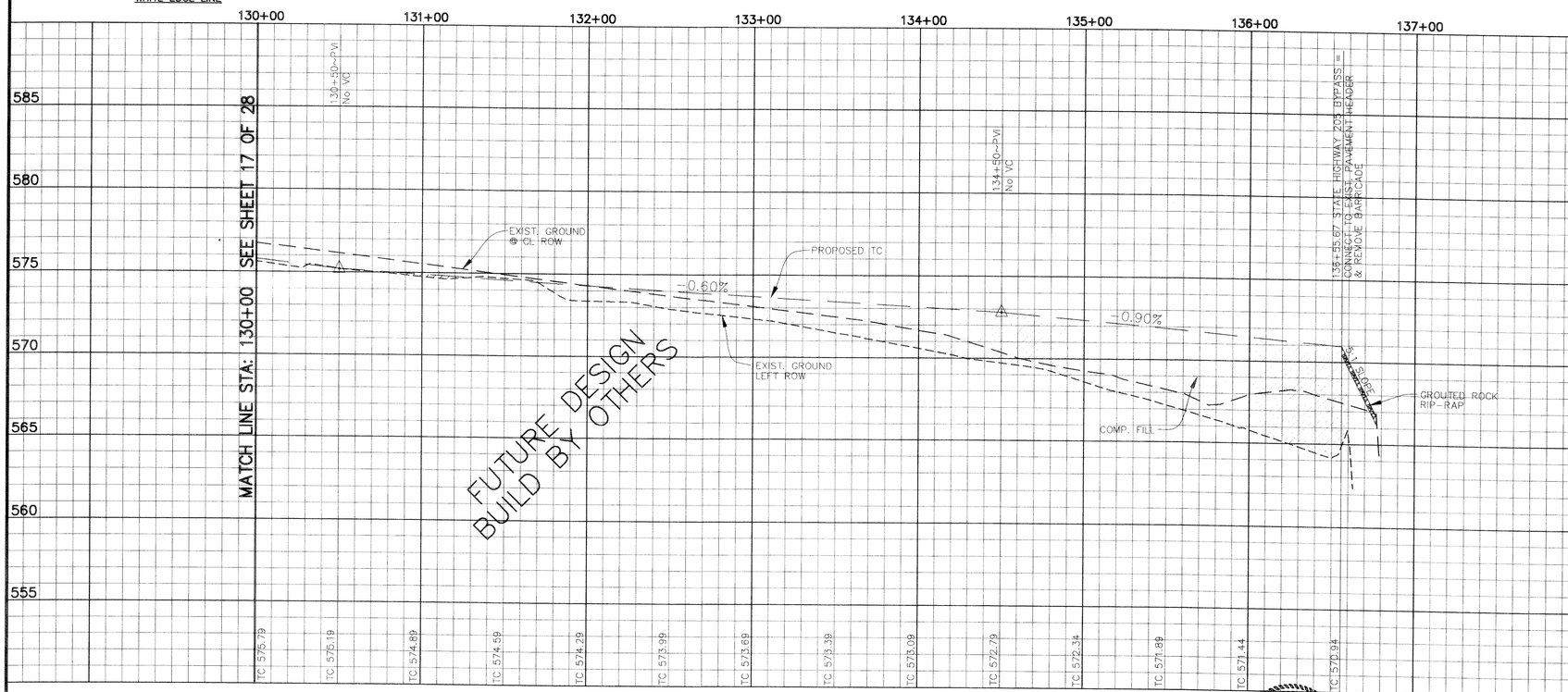

~~RECORD DRAWINGS~~ January 27, 2004

NOTE: THE INTENT OF THE OWNER AND ENGINEER WAS TO CONSTRUCT THE IMPROVEMENTS ACCORDING TO THESE PLANS AS APPROVED BY THE CITY OF ROCKWALL. THE LINES AND GRADES WERE SET ON THE GROUND FOR CONSTRUCTION ACCORDING TO SAID PLANS. WE ARE NOT AWARE OF ANY CHANGES OR REVISIONS TO THESE PLANS DURING CONSTRUCTION EXCEPT AS NOTED ON THE PLANS.

STATE HIGHWAY 205 BYPASS
130+00 TO END

PAVING PLAN & PROFILE
HICKORY RIDGE PHASE FOUR

CITY OF ROCKWALL

ROCKWALL COUNTY, TEXAS

BENCHMARK:
SQUARE CUT ON TOP OF HEADWALL AT THE MOST NORTHERLY CORNER OF BRIDGE. NORTHEASTERLY SIDE OF FM 205. 1680' NORTHWEST OF CL OF MIMS ROAD.
ELEV = 529.11

BENCHMARK:
CITY OF ROCKWALL, TEXAS CONTROL MONUMENT #929. TOP OF HEADWALL IN NORTHWEST CORNER OF BRIDGE OVER SQUABBLE CREEK. SOUTHWESTERLY SIDE OF FM 205.
ELEV = 524.55

THESE CONSTRUCTION PLANS WERE PREPARED UNDER THE RESPONSIBLE SUPERVISION OF DAN M. DOWDEY REGISTERED PROFESSIONAL ENGINEER No. 21433

STATE OF TEXAS — DAN M. DOWDEY — 21433 — REGISTERED PROFESSIONAL ENGINEER

THE SEAL APPEARING ON THIS DOCUMENT WAS AUTHORIZED BY DAN M. DOWDEY P.E. # 21433

Dan M. Dowdey P.E. 03/31/03

NO.	DATE	BY	REVISION
1	3-3-03	JDS	CITY MARKUPS
2	3-14-03	JDS	CITY MARKUPS
3	3-31-03	JDS	FUTURE DESIGN BUILD BY OTHERS

DOWDEY, ANDERSON & ASSOCIATES, INC.
5225 VILLAGE CREEK DR., STE. 200 (972) 931-0694 PLANO, TEXAS

DESIGN	DRAWN	CHECKED	DATE	SCALE	JOB	SHEET
JDS	JDS	MSD	OCT 2002	H: 1"=40' V: 1"=4'	99-066	18/28

PLATE NO. 25