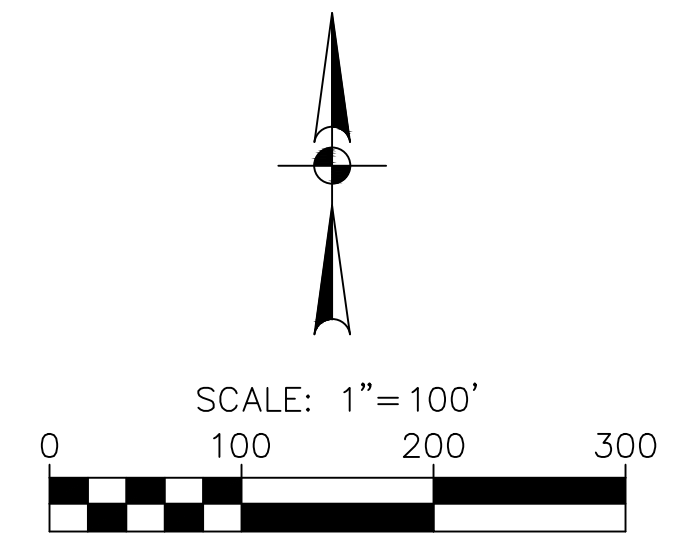
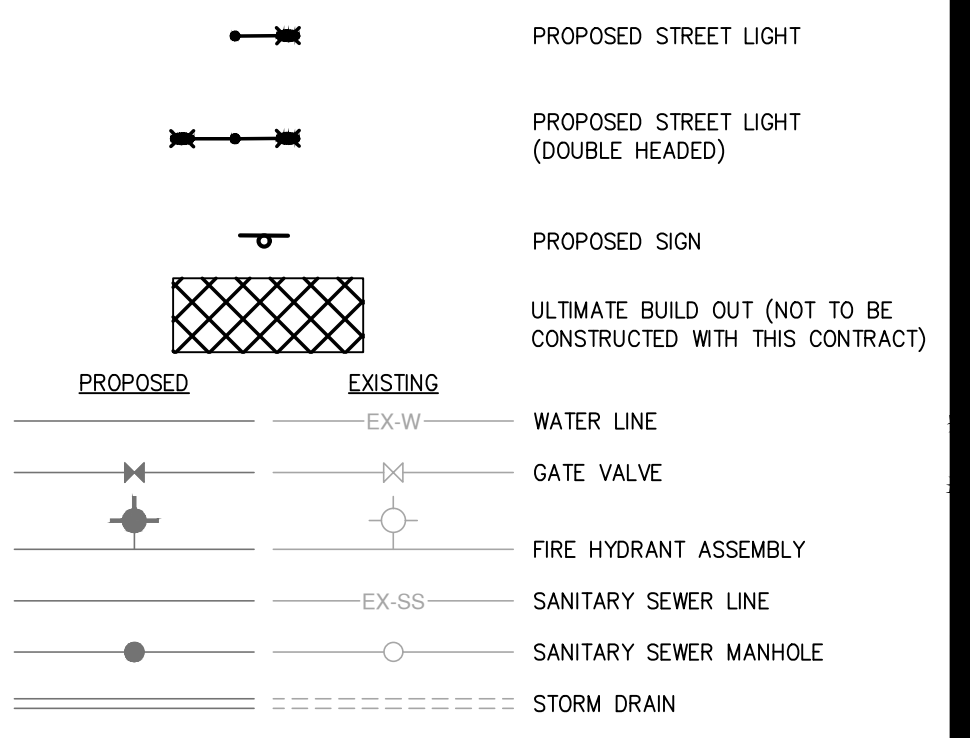


CITY OF ROCKWALL STANDARD NOTES

- 2.16.2 STREET NAME BLADES**
- A. STREET NAME SIGN BLADES SHALL BE DOUBLE-SIDED WITH ROUNDED CORNERS.
 - B. STREET NAME BLADES SHALL BE NINE-INCH (9") TALL FLAT ALUMINUM. THE BLADES SHALL BE 0.080 INCHES THICK AND BE A MINIMUM OF 36" LONG.
 - C. THE LETTERING FOR THE STREET SIGNS SHALL BE 3M 3930 HIGH INTENSITY PRISMATIC MATERIAL SHEETING FOR STREET REGULATORY AND WARNING SIGNS AND SHALL BE HIGH INTENSITY DIAMOND GRADE TYPE III PRISMATIC. THE STREET SIGN BACKGROUND SHALL BE GREEN AND THE LEGEND SHALL BE WHITE.
 - D. THE STREET SIGN BLADE MUST INCORPORATE THE CURRENT CITY OF ROCKWALL LOGO. THE LOGO SHALL CONSIST OF WHITE SCOTCHLITE SERIES 3930 HIGH INTENSITY PRISMATIC MATERIAL. (PRODUCT CODE 3930)
 - E. BLOCK NUMBERS ARE REQUIRED ON ALL STREET NAME BLADES AND SHALL BE LOCATED ON THE TOP RIGHT CORNER OF THE STREET BLADE.
 - F. THE LETTERING FOR THE STREET BLADES SHALL BE COMPOSED OF A COMBINATION OF LOWER-CASE LETTERS WITH INITIAL UPPER-CASE LETTERS. THE CLEARVIEW 10-10-10 FONT SHALL BE USED. THE LETTERING SHALL BE COMPOSED OF INITIAL UPPER-CASE LETTERS OF AT LEAST 6 INCHES IN HEIGHT AND LOWER CASE LETTERS OF AT LEAST 4.5 INCHES IN HEIGHT. FOR SUPPLEMENTARY LETTERING TO INDICATE THE TYPE OF STREET (SUCH AS STREET, AVENUE OR ROAD) SHALL BE COMPOSED OF INITIAL UPPER-CASE LETTERS AT LEAST 3-INCHES IN HEIGHT AND LOWER-CASE LETTERS AT LEAST 2.25 INCHES IN HEIGHT. ABBREVIATIONS MAY BE USED (FOR EXAMPLE ST., AVE., OR RD) EXCEPT THE STREET NAME ITSELF. THE SUPPLEMENTARY LETTERING SHALL BE LOCATED AT THE LOWER RIGHT CORNER OF THE STREET BLADE, UNDER THE BLOCK NUMBER.
 - G. THE STREET BLADE SIGN SHALL CONSIST OF GREEN SCOTCHLITE 3930 HIGH INTENSITY PRISMATIC MATERIAL BACKGROUND (PRODUCT CODE 3937) AND WHITE SCOTCHLITE 3930 HIGH INTENSITY PRISMATIC MATERIAL FOR THE LETTERING (PRODUCT CODE - 3930). THE BACKGROUND SHEETING SHALL BE WHITE 3M 390 HIGH INTENSITY PRISMATIC MATERIAL. THE BACKGROUND MATERIAL SHALL BE APPLIED TO THE FULL WIDTH AND HEIGHT OF THE SIGN BLANK LEAVING NO METAL EXPOSED. THE BACKGROUND MATERIAL SHALL BE ONE CONTINUOUS PIECE OF MATERIAL. PATCHING OF BACKGROUND MATERIAL IS NOT ALLOWED AND ANY SIGN WITH PATCHING MATERIAL OF ANY TYPE WILL BE REJECTED BY THE CITY.
 - H. ALTERNATIVE OPTION-AS AN ALTERNATIVE, THE FOREGROUND COLOR MAY BE GREEN TRANSPARENT SCOTCHLITE ELECTROQUIT1177 FILM (E.G. FILM). LETTERING SHALL BE CUT OUT AND REMOVED PRODUCING A SINGLE CONTINUOUS PIECE OF GREEN TRANSPARENT FILM MATERIAL.
- 2.16.3 STANDARD STREET SIGN POLE AND FIXTURES**
- A. STANDARD STREET SIGN POST - SHALL BE 12' LONG - MINIMUM (2-3/8") GALVANIZED STEEL ROUND POST WITH A MINIMUM OF 60 MIL WALL THICKNESS.
 - B. STANDARD POST INSTALLATION DEPTH - SIGN POST SHALL BE INSTALLED INTO SOLID GROUND TO A MINIMUM DEPTH OF 24-INCHES AND ANCHORED WITH A MINIMUM OF 60LBS OF CONCRETE.
 - C. STANDARD POST BRACKET - SHALL BE (18") CAST ALUMINUM ROUND POST BRACKET STREET SIGN MOUNT FOR BOTTOM STREET BLADE.
 - D. STANDARD TOP CROSSING BRACKET - SHALL BE (12") CAST ALUMINUM TOP CROSSING STREET SIGN BRACKET MOUNT FOR TOP STREET BLADE.
 - E. STANDARD MOUNTING BRACKET ASSEMBLIES - SHALL BE (2-2/8") DIAMETER ALUMINUM ROUND POST INTERLOCKING BRACKET X 2 PER POLE.
- 2.16.4 DECORATIVE SIGN POLES AND FIXTURES**
- THE CITY OF ROCKWALL WILL ALLOW THE INSTALLATION OF DECORATIVE SIGNS AND POSTS OR OTHER NON-STANDARD ITEMS BY DEVELOPERS/HOMEOWNERS ASSOCIATIONS ON A CASE-BY-CASE BASIS PROVIDED THAT THEIR INSTALLATION DOES NOT RESULT IN AN ADVERSE IMPACT TO THE PUBLIC SAFETY AND THAT THERE IS NO COST TO THE CITY FOR INSTALLATION OR MAINTENANCE. RESIDENTIAL DEVELOPER REQUESTING SUCH INSTALLATIONS WILL BE REQUIRED TO GIVE THE RECORDED DOCUMENTATION OF AN INCORPORATED HOMEOWNER'S ASSOCIATION (HOA) TO THE CITY. THE CITY OF ROCKWALL MAINTAINS ONLY STANDARD STREET AND REGULATORY SIGNS/POSTS INSTALLED ON PUBLIC STREETS WITHIN ITS DESIGNATED RIGHT-OF-WAYS. THE CITY OF ROCKWALL DOES NOT MAINTAIN DECORATIVE SIGN POLES AND FIXTURES INSTALLED BY DEVELOPERS OR HOA.
- IF THE DEVELOPER ELECTS TO INSTALL NON-STANDARD DECORATIVE SIGNS, SIGN POLES AND FIXTURES, THE DESIGNATED HOA MUST ENTER INTO A MAINTENANCE AGREEMENT WITH THE CITY COVERING THE HOLD HARMLESS PROVISIONS. THESE PROVISIONS SHALL BE NOTED ON THE APPROVED FINAL PLAT FOR THE SUBDIVISION. THE PLATTED MAINTENANCE PROVISIONS WILL SERVE AS THE AGREEMENT AND APPLIES TO ALL NON-STANDARD DECORATIVE SIGNS, POLES/POST, HARDWARE, OR ANY OTHER ATTACHMENTS. THE CITY OF ROCKWALL HAS NO MAINTENANCE OR OTHER RESPONSIBILITY TO THESE ITEMS. THE OWNERSHIP AND MAINTENANCE OF ALL SUCH SIGNS, POLES AND FIXTURES BECOME THE MAINTENANCE RESPONSIBILITY OF THE DESIGNATED HOA.
- DECORATIVE SIGN POLE/FIXTURE SUBMITTALS:**
- A. A DETAIL OF THE DECORATIVE SIGN POLES, POLE FIXTURES AND BASE MOUNTING SHALL BE INCLUDED WITH THE SUBMITTAL OF THE CIVIL ENGINEERING CONSTRUCTION PLANS. THE SUBMITTAL SHALL ALSO INCLUDE A STREET/SITE PLAN INDICATING THE LOCATION AND IDENTIFICATION OF ALL PROPOSED SIGNAGE AND POST TO SCALE.
- HOA MAINTENANCE - RESPONSIBILITIES AND PROVISIONS:**
- A. THE HOA IS RESPONSIBLE FOR MAINTAINING ALL NON-STANDARD DECORATIVE SIGNS, POLES/POST, HARDWARE, ATTACHMENTS OR OTHER APPROVED NON-STANDARD ITEMS UNDER THIS AGREEMENT. THE CITY OF ROCKWALL HAS NO MAINTENANCE OR OTHER RESPONSIBILITY TO THESE ITEMS. THE CITY OF ROCKWALL AND THE HOA AGREE THE ASSOCIATION WILL BEAR ANY AND ALL MAINTENANCE COSTS RELATED TO THE SAID IMPROVEMENTS. THE CITY HAS THE STATUTORY AUTHORITY TO INSTALL AND MAINTAIN TRAFFIC CONTROL DEVICES FOR VEHICULAR TRAFFIC ON PUBLIC STREETS/ROADS WITHIN THE CITY LIMITS OF THE CITY OF ROCKWALL, TEXAS. THIS AGREEMENT IN NO WAY CONSTITUTES A CHANGE IN THAT AUTHORITY AND DOES NOT CONSTITUTE ANY DELEGATION OF THIS AUTHORITY TO THE ASSOCIATION.
 - B. THE CITY OF ROCKWALL RESERVES THE RIGHT TO INSTALL TEMPORARY REPLACEMENT SIGNS USING STANDARD SIGN POST MOUNTING OR ALTERNATE TEMPORARY MOUNTING WHEN DECORATIVE SIGN POSTS AND SIGNS ARE DAMAGED. ROUTINE MAINTENANCE/REPLACEMENT OF DAMAGED SIGNS, POSTS AND ANY SIGN MOUNTING BACKBOARD/TRIM/HARDWARE OR OTHER FIXTURES IS THE SOLE RESPONSIBILITY OF THE HOA AND MUST BE REPAIRED WITHIN 4 WEEKS OF REPORTING TO THE HOA.
 - C. THE CITY OF ROCKWALL WILL NOT HANDLE, STORE OR BE RESPONSIBLE FOR ANY DECORATIVE NON-STANDARD SIGN, POST OR ASSOCIATED FIXTURES INSTALLED UNDER THIS AGREEMENT.
 - D. ALL SIGNS (REGULATORY AND WARNING) SHALL BE IN CONFORMANCE WITH THE "TEXAS MANUAL ON UNIFORM TRAFFIC CONTROL DEVICES" (TEXAS MUTCD) AND THE "STANDARD HIGHWAY SIGN DESIGNS FOR TEXAS."
 - E. SIGN POSTS MUST BE OF SUFFICIENT HEIGHT TO MOUNT THE SIGN IN CONFORMANCE WITH THE CURRENT (TEXAS MUTCD) REQUIREMENTS. MOST TYPICAL INSTALLATIONS REQUIRE A VERTICAL CLEARANCE OF 7 FEET FROM THE BOTTOM EDGE OF THE SIGN TO THE GROUND SURFACE. OVERHEAD SIGNS MUST CONFORM TO ALL REQUIRED STANDARDS.
 - F. SIGNS/POSTS MUST BE INSTALLED IN LOCATIONS AS PROVIDED IN THE APPROVED ENGINEERING/CONSTRUCTION PLANS OR AS OTHERWISE APPROVED BY THE CITY OF ROCKWALL. ON OCCASION, IT MAY BE NECESSARY TO RE-LOCATE SIGNAGE/POLES BASED ENGINEERING JUDGMENT, STUDY OR WHEN OTHERWISE DEEMED NECESSARY BY THE CITY.
 - G. THE CITY OF ROCKWALL RESERVES THE RIGHT TO APPROVE OR DISAPPROVE ANY SIGN/POLE DESIGN AND/OR LOCATION. THE CITY OF ROCKWALL MUST APPROVE THE COLOR OF SIGNPOSTS AND ANY REQUESTED SIGN MOUNTING/TRIM.



LEGEND



SIGN SUMMARY

LOCATION	SIGN TYPE	SIGN TEXT
1	D3-1	RUBY WAY
	D3-1	OPAL DRIVE
2	R1-1	STOP
	D3-1	JASPER STREET
	D3-1	SAPPHIRE ROAD
3	D3-1	JASPER STREET
	D3-1	RUBY WAY
4	W13-1P	30 MPH
5	R1-1	STOP
	D3-1	E QUAIL RUN ROAD
	D3-1	SAPPHIRE ROAD
6	W14-1	DEAD END
7	R1-1	STOP
	D3-1	E QUAIL RUN ROAD
	D3-1	PEBBLE LANE
8	W13-1P	30 MPH
9	R1-1	STOP
10	W3-1a	STOP AHEAD
11	R1-1	STOP
	D3-1	PEBBLE LANE
	D3-1	JADE DRIVE
12	W13-1P	30 MPH
13	R1-1	STOP
	D3-1	E QUAIL RUN ROAD
	D3-1	JADE DRIVE
14	W13-1P	30 MPH
15	R1-1	STOP
	D3-1	N JOHN KING BLVD
	D3-1	E QUAIL RUN ROAD
16	W13-1P	30 MPH
17	D3-1	OPAL DRIVE
	D3-1	GEM DRIVE
18	R1-1	STOP
	D3-1	SAPPHIRE ROAD
	D3-1	OPAL DRIVE

PAVEMENT MARKING SUMMARY

LOCATION	MARKING TYPE
A	BROKEN WHITE LANE LINE
B	WIDE WHITE LINE
C	STANDARD WHITE PAVEMENT ARROW
D	24" WHITE STOP LINE
E	STANDARD WHITE CROSSWALK MARKINGS

PAVEMENT MARKING NOTE
1. REFERENCE SHEET 53 PAVEMENT MARKING DETAILS FOR ADDITIONAL INFORMATION REGARDING PAVEMENT MARKINGS

RECORD DRAWING
THESE RECORD DRAWINGS ARE BASED ON AS-BUILT DOCUMENTS PROVIDED BY THE CONTRACTOR OR DEVELOPER. FIELD INSPECTION OF CONSTRUCTION, IF REQUIRED FOR COMPLIANCE WITH CERTAIN REGULATORY STANDARDS, WAS NOT PERFORMED BY THE DESIGN ENGINEER. IT IS NOT GUARANTEED THAT THIS DOCUMENT REPRESENTS "AS-BUILT CONDITIONS."
03/22/2022


UTILITY NOTE

THE EXISTING UTILITIES SHOWN ON THESE PLANS WERE COMPILED FROM VARIOUS SOURCES AND ARE INTENDED TO SHOW THE GENERAL EXISTENCE AND LOCATION OF THE UTILITY INFORMATION ON THE PLANS. THE CONTRACTOR SHALL CONTACT A UTILITY LOCATING SERVICE 48 HOURS PRIOR TO ANY CONSTRUCTION ACTIVITY. THE CONTRACTOR SHALL VERIFY THE EXACT LOCATION AND OF ALL EXISTING UTILITIES AND DETERMINE IF THERE ARE ANY CONFLICTS WITH THE PROPOSED FACILITIES. THE CONTRACTOR SHALL NOTIFY THE ENGINEER IMMEDIATELY WHEN CONFLICTS WITH EXISTING UTILITIES ARE DISCOVERED.

RESPONSIBILITY NOTE

ALL RESPONSIBILITY FOR THE ADEQUACY OF DESIGN REMAINS WITH THE DESIGN ENGINEER. THE CITY OF ROCKWALL, IN REVIEWING AND RELEASING PLANS FOR CONSTRUCTION, ASSUMES NO RESPONSIBILITY FOR THE ADEQUACY OR ACCURACY OF DESIGN.

DATE	
NO.	
REVISION	



PAPE-PAWSON ENGINEERS
PORT WORTH | SAN ANTONIO | AUSTIN | HOUSTON | DALLAS
6500 W HWY. STE 700 | FT. WORTH, TX 76102 | 817.870.8868
TEXAS BOARD OF PROFESSIONAL ENGINEERS, FIRM REGISTRATION #470

GIDEON GROVE - PHASE 2
CITY OF ROCKWALL, ROCKWALL COUNTY, TEXAS
STREET LIGHT AND SIGNAGE PLAN

JOB NO.	#
JOB NO.	6126300
DATE	June 21
DESIGNER	ML
CHECKED	ASR DRAWN TB
SHEET	32

DATE: JUN 09 2021 08:06am User: P:\Engineering\Plan Sheets\24.3 Plan Sheets\24.3 Plan Sheets.dwg
FILE: S:\pape-pawson\6126300\0020 Design\24.3 Plan Sheets\24.3 Plan Sheets.dwg

THIS DOCUMENT HAS BEEN PRODUCED FROM MATERIAL THAT WAS STORED AND/OR TRANSMITTED ELECTRONICALLY AND MAY HAVE BEEN INADVERTENTLY ALTERED. RELY ONLY ON FINAL HARDCOPY MATERIALS BEARING THE CONSULTANT'S ORIGINAL SIGNATURE AND SEAL. AERIAL IMAGERY PROVIDED BY GOOGLE/UNLESS OTHERWISE NOTED. Imagery © 2016, CAROL Digital Globe, Texas Orthographic Program, USDA Farm Service Agency.