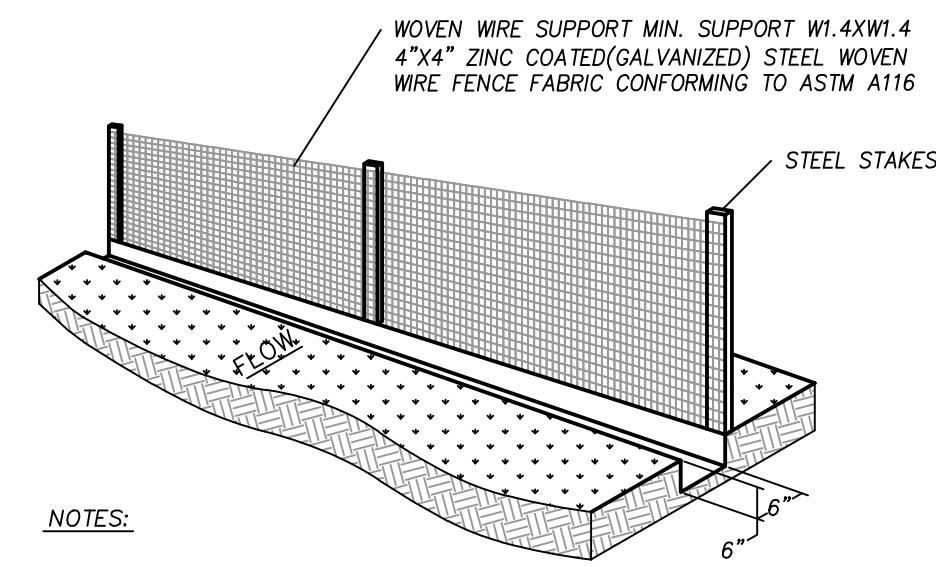


- STABILIZED CONSTRUCTION GENERAL NOTES:**
1. STONE SIZE- 4 TO 8 INCH OPEN GRADED ROCK. (NO CRUSHED CONCRETE ALLOWED)
 2. LENGTH- AS EFFECTIVE, BUT NOT LESS THAN 50 FEET.
 3. THICKNESS- NOT LESS THAN 12 INCHES.
 4. WIDTH- NOT LESS THAN FULL WIDTH OF ALL POINTS OF INGRESS OR EGRESS.
 5. WASHING- WHEN NECESSARY, WHEELS SHALL BE CLEANED TO REMOVE SEDIMENT PRIOR TO ENTRANCE ONTO PUBLIC ROADWAY. WHEN WASHING IS REQUIRED, IT SHALL BE DONE ON AN AREA STABILIZED WITH CRUSHED STONE WHICH DRAINS FROM ENTERING ANY STORM DRAIN, DITCH, OR WATERCOURSE USING APPROVED METHODS.
 6. MAINTENANCE- THE ENTRANCE SHALL BE MAINTAINED IN A CONDITION WHICH WILL PREVENT TRACKING OR FLOWING OF SEDIMENT ONTO PUBLIC ROADWAYS. THIS MAY REQUIRE PERIODIC TOP DRESSING WITH ADDITIONAL STONE AS CONDITIONS DEMAND, AND REPAIR AND/OR CLEANOUT OF ANY MEASURES USED TO TRAP SEDIMENT. ALL SEDIMENT SPILLED, DROPPED, WASHED OR TRACKED ONTO PUBLIC ROADWAY MUST BE REMOVED IMMEDIATELY.
 7. DRAINAGE- ENTRANCE MUST BE PROPERLY GRADED OR INCORPORATE A DRAINAGE SWALE TO PREVENT RUNOFF FROM LEAVING THE CONSTRUCTION SITE.

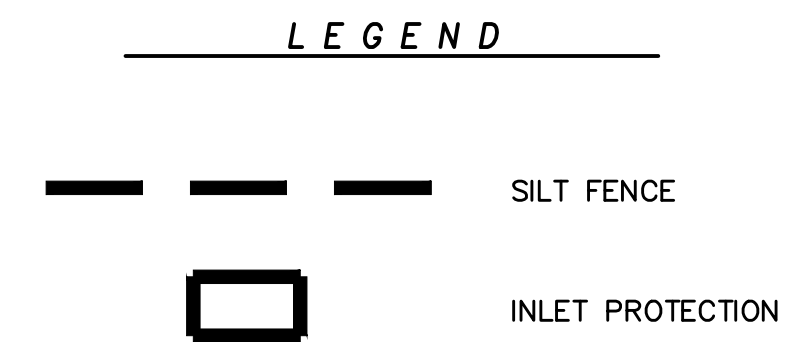
STABILIZED CONSTRUCTION ENTRANCE/EXIT
NTS

FAIRCHILD KLIF, INC.
VOL. 100, PG. 732
D.R.R.C.T.



- NOTES:**
1. SET THE STAKES.
 2. EXCAVATE A 6"x6" TRENCH UPSLOPE OF THE STAKES.
 3. FASTEN FILTER MATERIAL TO STAKES AND EXTEND IT INTO THE TRENCH.
 4. BACKFILL AND COMPACT THE EXCAVATED SOIL.

SILT FENCE BARRIER
NTS



10' Wide Curlex Blanket to be placed back of curb each side of pavement.
No paving will be allowed until all detention systems are installed and functioning along with the sides and bottom of the ponds stabilized with either anchored sod or seeded curlex.
No City acceptance until 75-80% of all disturbed areas has a minimum of 1" stand of grass (no winter rye).

EROSION CONTROL GENERAL NOTES

1. Disturbed areas where construction has permanently or temporarily ceased must be stabilized within 14 days of the last disturbance. Area which will be redisturbed within 21 days need not be stabilized.
2. Erosion control measures will be actively maintained until final stabilization of the disturbed area. If erosion control measures are removed for construction or access purposes, Contractor shall replace all items at the end of each work day.
3. After installation of pavement, final lot benching and general cleanup, all disturbed areas shall be hydromulched or cultipack seeded. See seeding specifications this sheet.
4. Erosion control measures require maintenance, cleaning and replacement as required. Erosion control measures will be inspected at least once every seven days and within 24 hours of a rainfall one-half inch or greater by an Agent designated by the Operator and a written report shall be maintained.
5. Excavated trenches and utility spoils shall be backfilled or stockpiled at the end of each day.
6. Stockpiled materials shall be surrounded by silt barrier fence or hay bales per the attached details. Alternate: small stockpiled areas may be covered by a water repellent tarp or plastic as approved by the Operator.
7. Soils in parkways to be chain harrowed or chain dragged prior to seeding. After seeding, parkways to be maintained until a stand of grass has been accomplished and approved by the City.

INSTALLATION SEQUENCE

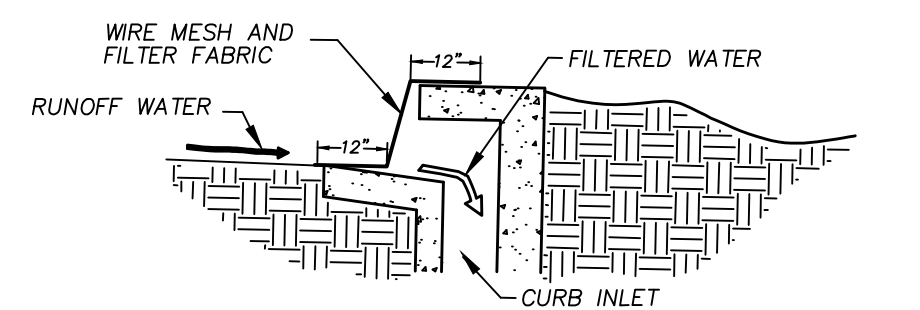
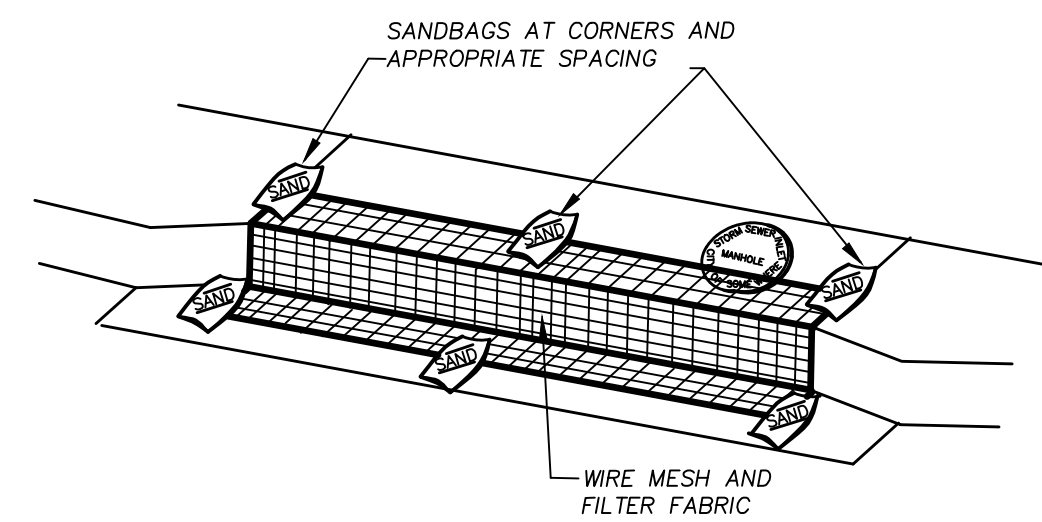
- A. Initial installation of silt fence shall be installed prior to clearing the site for establishing rough grades. Installation of these storm water pollution prevention devices shall be installed by the excavation contractor or others and shall be preserved by the excavation contractor. If, during the course of clearing and excavation, the excavation contractor destroys or moves these facilities, then it shall be the responsibility of the excavation contractor to replace the facilities to the state in which he found them when he mobilized.
- B. If required, installation of silt fence or other controls, as shown, shall be installed prior to the construction of any drainage facilities and after inlet bottoms are poured. It shall be the utility contractor's responsibility to preserve and/or replace any facilities installed during sequence "A" if destroyed.
- C. Silt fence shall be installed at back of curb after the paving contractor has backfilled all street curbs. The paving contractor shall be responsible for preserving and/or replacing any previously installed facilities which are destroyed as a result of constructing any and all paving facilities.
- D. All disturbed areas shall be seeded by others after the excavation contractor has completed the final lot benching of each lot within this development.
* All proposed storm water pollution prevention devices shall be installed by a qualified contractor and shall be paid for per a unit price contract.

CAUTION EXISTING UTILITIES !!!

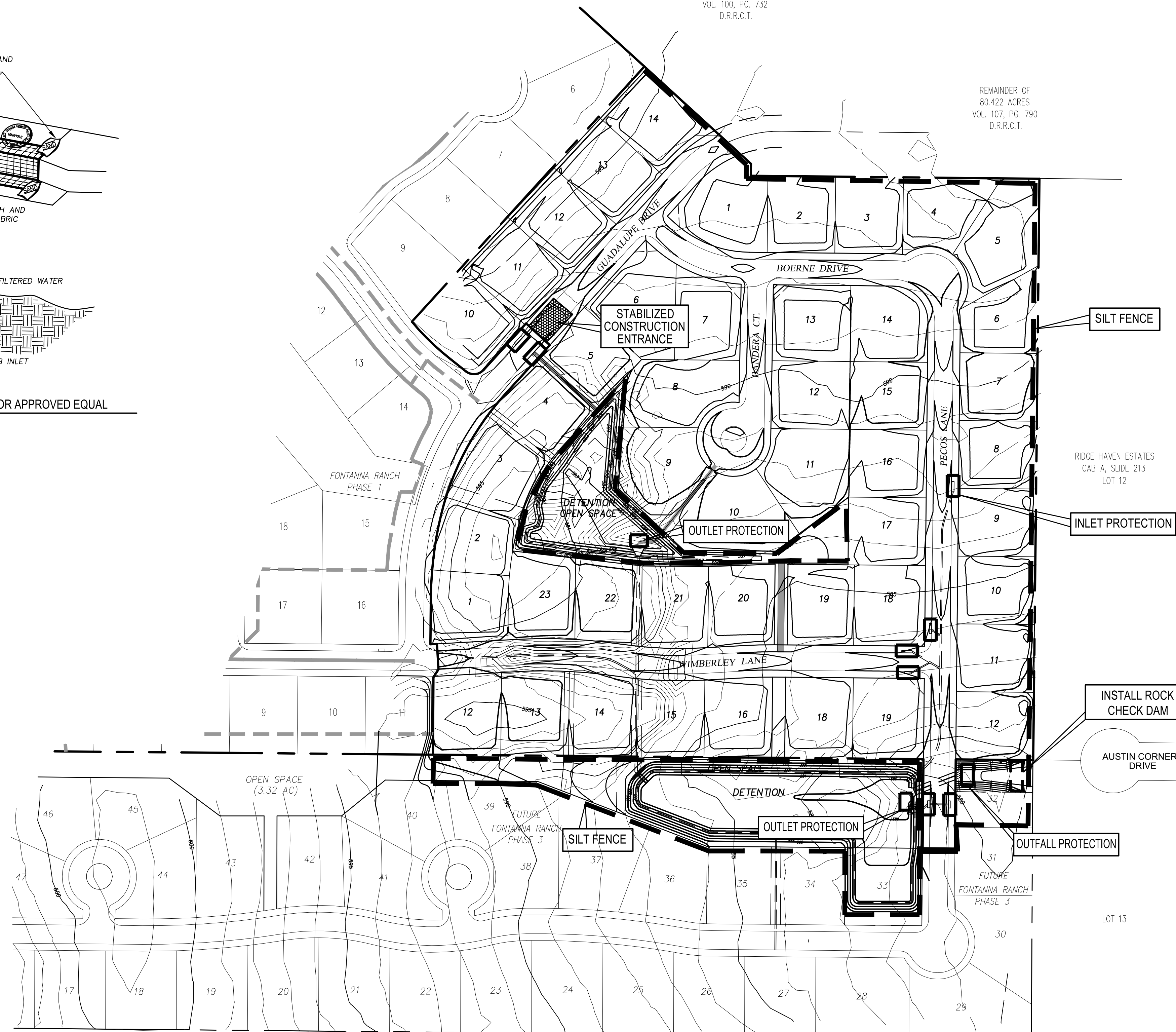
EXISTING UTILITIES AND UNDERGROUND FACILITIES INDICATED ON THESE PLANS HAVE BEEN LOCATED FROM REFERENCE INFORMATION. IT SHALL BE THE RESPONSIBILITY OF THE CONTRACTOR TO VERIFY BOTH HORIZONTALLY AND VERTICALLY THE LOCATION OF ALL EXISTING UTILITIES AND UNDERGROUND FACILITIES PRIOR TO CONSTRUCTION, TO TAKE THE NECESSARY PRECAUTIONS IN ORDER TO PROTECT ALL FACILITIES ENCOUNTERED. THE CONTRACTOR SHALL PRESERVE AND PROTECT ALL EXISTING UTILITIES FROM DAMAGE DURING CONSTRUCTION.

BENCHMARK:
"X" ON TOP OF CURB WEST NOSE OF MEDIAN AT
ENTRANCE TO FONTANNA RANCH WIMBERLEY LN.
ELEV. 570.06

RECORD DRAWING



SEDIMENT BARRIER AT INLETS OR APPROVED EQUAL
NTS



Revision	Date	Description

FONTANNA RANCH, LTD.
6750 HILLCREST PLAZA DR., S. 325 • DALLAS, TX 75230 • 972-386-5353

Fontanna Ranch Ph. 2

F.C. CUNY CORPORATION
#2 Horizon Court • Ste. 500 • Heath, Texas 75032
Phone: 469-402-7700
Fax: 469-402-0700
Texas Registered Engineering Firm F-7449

THE SEAL APPEARING ON THIS DOCUMENT WAS AUTHORIZED BY CHRISTOPHER R. CUNY, P.E. 65642

6-7-2017
F.C. CUNY, CORPORATION
F-7449

Drawn By: FC CUNY	Checked By: FC CUNY
Date: 4-16	Project No.:
Sheet Title: Erosion Control Plan	
Scale: 1" = 100'	Sheet No.:

Fontanna Ranch Ph. 2