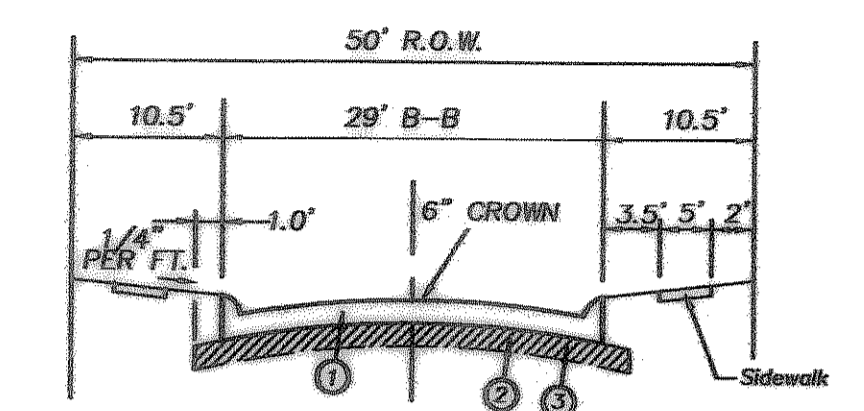
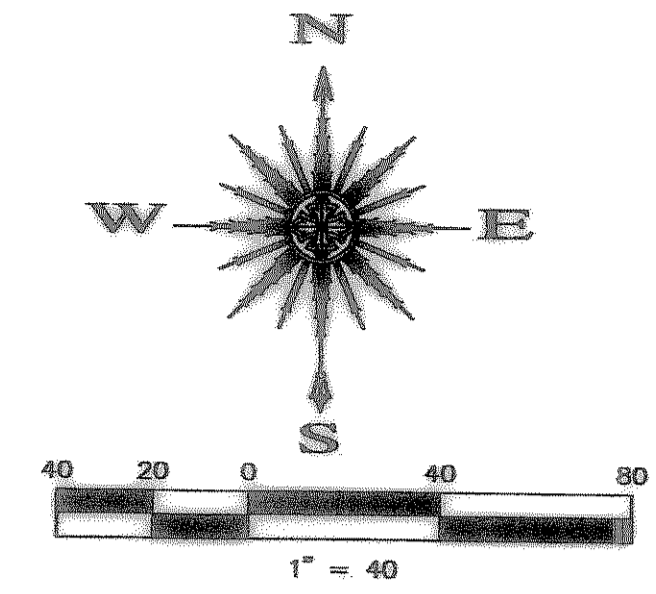



**LEGEND**

- PROP. PAVEMENT
- - - EXTERIOR BOUNDARY LINE
- LOT LINE
- RIGHT OF WAY
- DRAINAGE DIRECTION

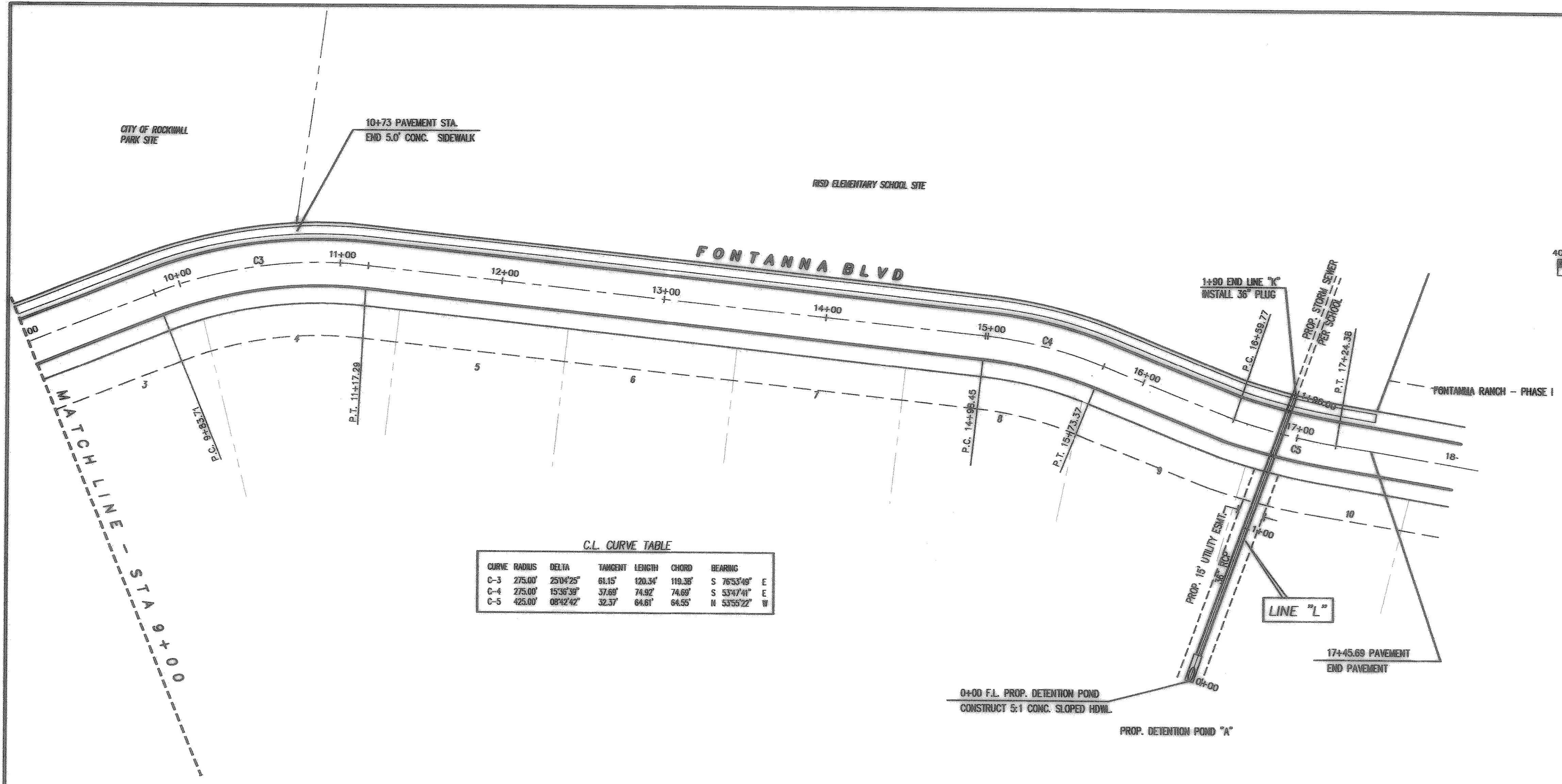


**TYPICAL PAVING SECTION**  
N.T.S.

- ① 6" - 3600 PSI reinforced concrete pavement. Concrete to be 6 sack pavement with integral curb, no. 3 bars, 24" O.C. both ways. Min. 6 Sack For Machine Placed Min. 1/2 Sack For Hand Placed
- ② A minimum of 6% by weight of lime to a depth of 6" shall be required.
- ③ Subgrade shall be 6" thick and compacted to a density not less than 95% at 0% - 4% of optimum

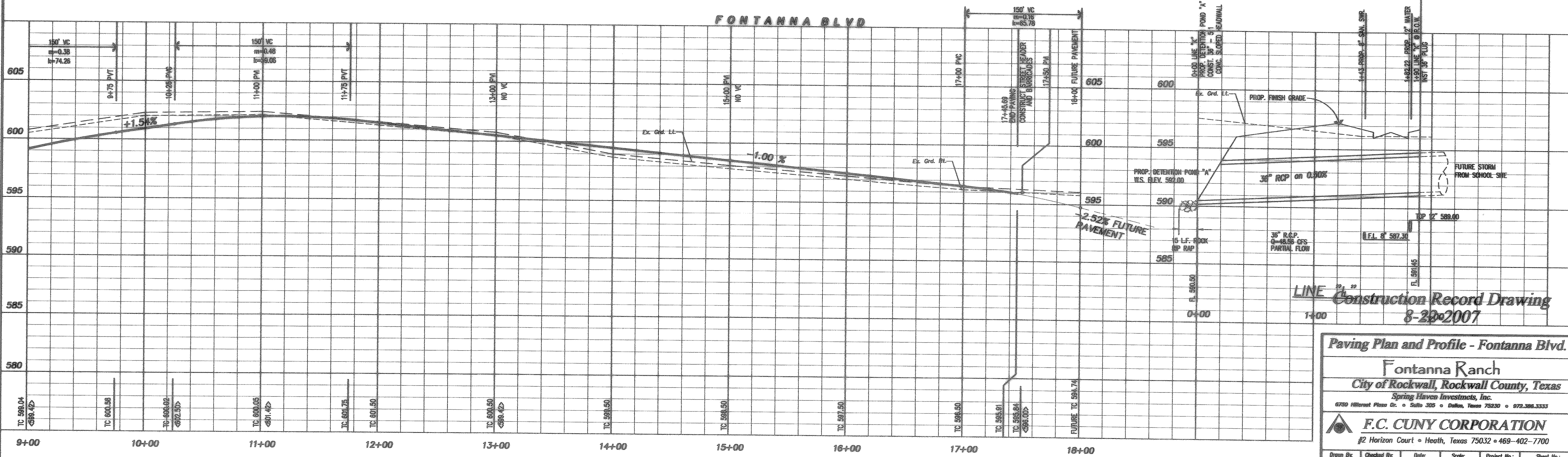


8-22-2007



**C.L. CURVE TABLE**

CURVE	RADIUS	DELTA	TANGENT	LENGTH	CHORD	BEARING
C-3	275.00'	25°04'25"	61.15'	120.34'	119.38'	S 76°53'49" E
C-4	275.00'	15°35'39"	37.69'	74.92'	74.69'	S 53°47'41" E
C-5	425.00'	08°42'42"	32.37'	64.61'	64.55'	N 53°55'22" W



**Construction Record Drawing**  
8-22-2007

**Paving Plan and Profile - Fontanna Blvd.**

Fontanna Ranch  
City of Rockwall, Rockwall County, Texas  
Spring Haven Investments, Inc.  
6750 Millcrest Plaza Dr. • Suite 305 • Dallas, Texas 75230 • 972.386.3333

**F.C. CUNY CORPORATION**  
#2 Horizon Court • Heath, Texas 75032 • 469-402-7700

Drawn By:	Checked By:	Date:	Scale:	Project No.:	Sheet No.:
HSC	DW	10/18/06	H1"=40' V1"=4'	05-013	9 of 45

Z:\Projects\5-Residential\Fontanna Record Drawings\Font-pav10.dwg Mon Sep 24 08:13:18 2007