


1	01/03/07	ALIGNMENT AND PROFILE REVISION STA. 14+50 TO STA. 25+15.76	C-35-37
2	01/03/07	REVISED PLAN STA. FOR AIR RELEASE VALVE	C-33, C-35
No.	Date	Revisions	App.

**Kimley-Horn and Associates, Inc.**  
 12700 Park Central Drive, Suite 1800  
 Dallas, Texas 75251  
 Tel. No. (972) 770-1900  
 Fax No. (972) 259-3520



LEGEND	
SYM.	DESCRIPTION
— W —	EXISTING WATER LINE
— SS —	EXISTING SS LINE
- - -	R.O.W. LINE
— GAS —	EXISTING UNDERGROUND GAS
— UGT —	EXISTING UNDERGROUND TELEPHONE
—	EXISTING STORM SEWER
- - -	PROPOSED EASEMENT
	ABANDONED WATER LINE
- - -	SIDEWALK

**BENCHMARKS:**

"□" CUT IN THE EAST END OF HEAD-WALL LOCATED ON THE NORTHWEST CORNER OF THE INTERSECTION OF BOYDSTUN STREET AND CLARK STREET. ELEVATION 534.21

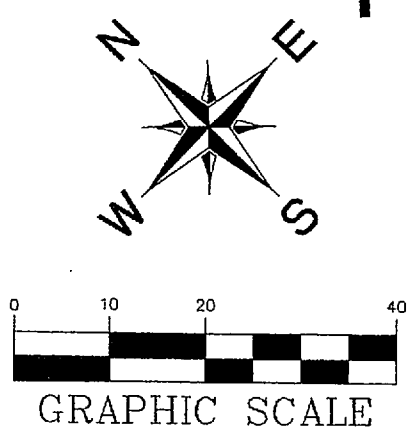
"□" CUT IN THE SOUTHWEST CORNER OF THE HEADWALL LOCATED ON THE WEST SIDE OF INDUSTRIAL BLVD., APPROXIMATELY 250± FEET NORTH OF THE INTERSECTION OF INDUSTRIAL AND THE I-30 ACCESS ROAD. ELEVATION 544.77

MATCHLINE STA 14+50

MATCHLINE STA 19+50

**CONSTRUCT 4" HDPE (C906-DR11/DIPS) SS FORCE MAIN**

TOWNSEND BLVD  
(85' R.O.W.)



**CAUTION! GAS IN THIS AREA**

2 STA. 16+50  
INSTALL:  
(1) 2" COMBINATION AIR RELEASE VALVE AND VAULT  
(SEE DETAILS)  
N 7023788.14  
E 2597691.16

1 STA. 16+84  
INSTALL:  
(1) 45° HORIZ. BEND RT.  
Δ = 45.00°  
N 7023764.38  
E 2597715.49

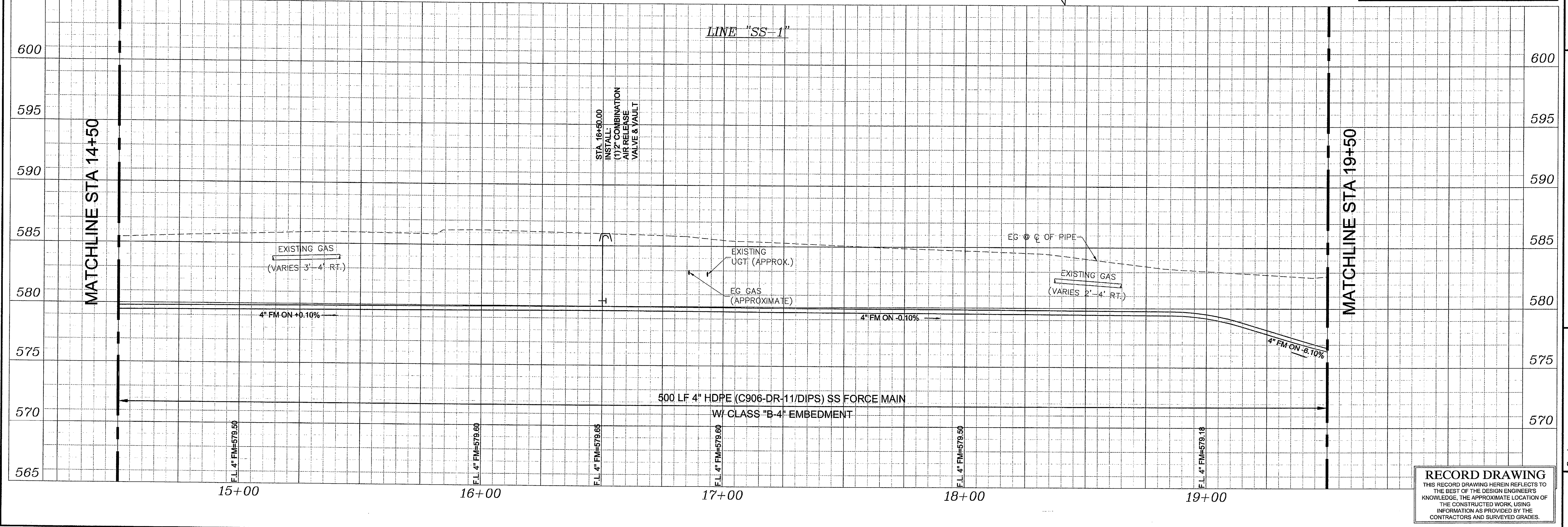
1 STA. 17+02.33  
INSTALL:  
(1) 45° HORIZ. BEND LT.  
Δ = 45.13°  
N 7023746.05  
E 2597715.71

LOT 2, BLOCK 1  
FIRST UNITED METHODIST CHURCH ADDITION  
CABINET E, PAGE 174  
P.R.R.C.T.

**STOP!**  
**CALL BEFORE YOU DIG**  
**DIG TESS**  
**1-800-DIG-TESS**  
 (@ least 72 hours prior to digging)

**CAUTION! UNDERGROUND TELEPHONE IN THIS AREA**

**NOTES:**  
 1. MINIMUM 3' COVER ON SS LINES



**RECORD DRAWING**  
 THIS RECORD DRAWING HEREIN REFLECTS TO THE BEST OF THE DESIGN ENGINEER'S KNOWLEDGE, THE APPROXIMATE LOCATION OF THE CONSTRUCTED WORK USING INFORMATION AS PROVIDED BY THE CONTRACTORS AND SURVEYED GRADES.

**EVERGREEN AT ROCKWALL**

**OFFSITE FORCE MAIN PLAN & PROFILE**

Scale: AS SHOWN  
 Designed by: KHA  
 Drawn by: KHA  
 Checked by: KHA  
 Date: MAY 2008  
 Project No. 063890013

SHEET  
**C-35**