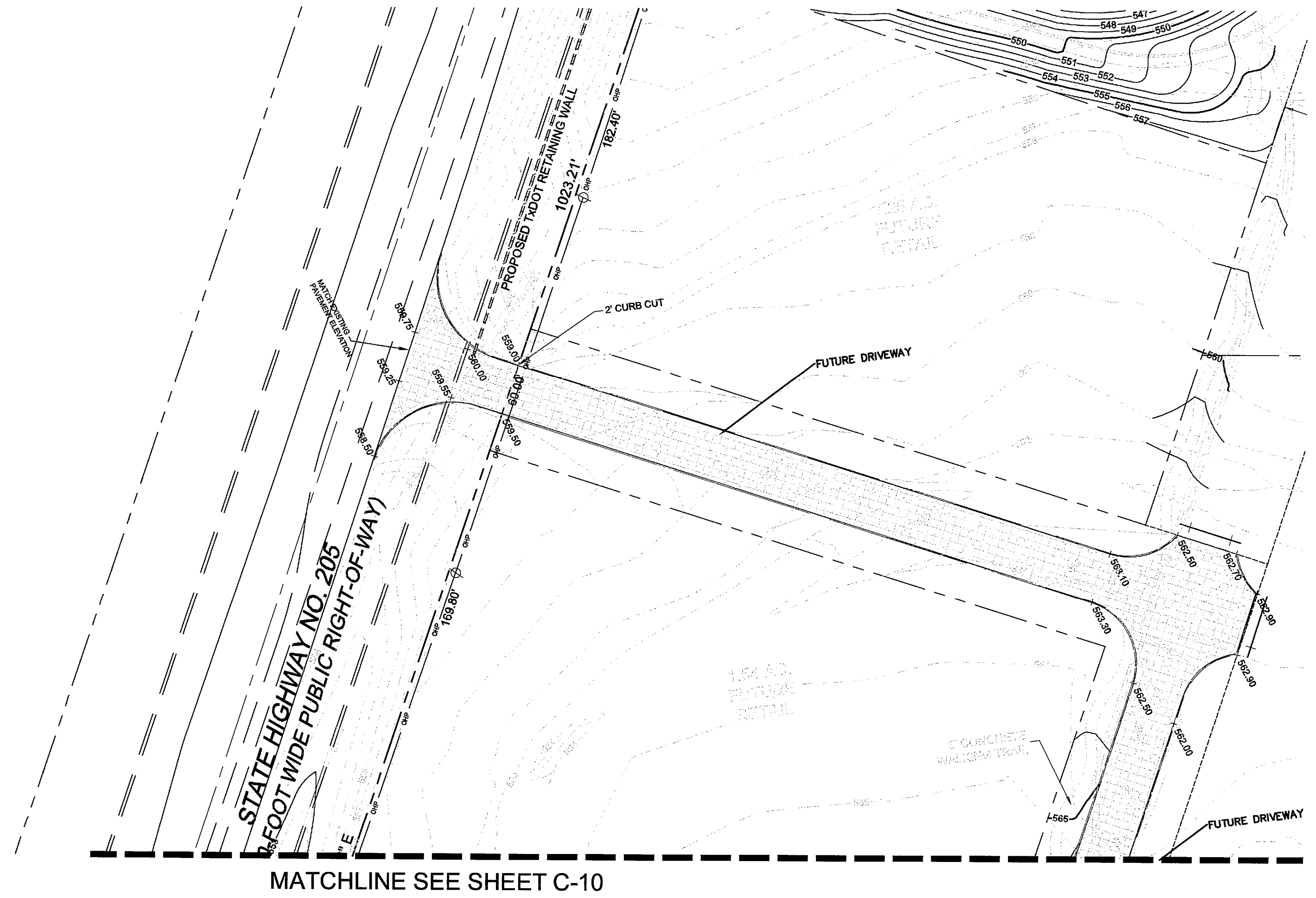
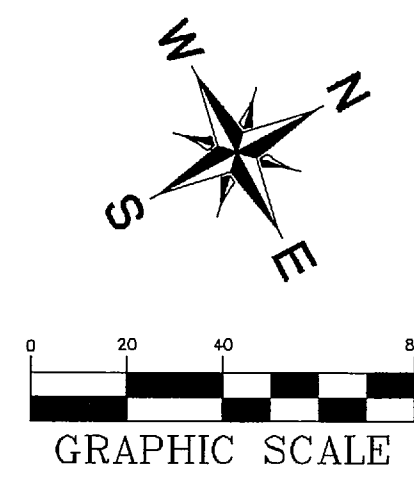



LEGEND	
	EXISTING CONTOURS
	PROPOSED CONTOURS
	PROPOSED SPOT GRADE



MATCHLINE SEE SHEET C-10

**Kimley-Horn
and Associates, Inc.**
12700 Park Central Drive, Suite 1800
Dallas, Texas 75251
Tel. No. (972) 770-1300
Fax No. (972) 259-8820



EVERGREEN AT ROCKWALL

GRADING PLAN - 2

Scale:	AS SHOWN
Designed by:	KHA
Drawn by:	KHA
Checked by:	KHA
Date:	DECEMBER 2006
Project No.:	063890013

RECORD DRAWING
THIS RECORD DRAWING HEREIN REFLECTS TO THE BEST OF THE DESIGN ENGINEER'S KNOWLEDGE, THE APPROXIMATE LOCATION OF THE CONSTRUCTED WORK USING INFORMATION AS PROVIDED BY THE CONTRACTORS AND SURVEYED GRADES.

SHEET
C-11