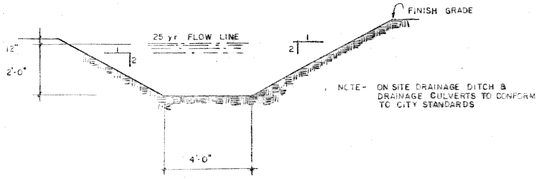

A U-1 DRAINAGE DITCH
N.T.S.

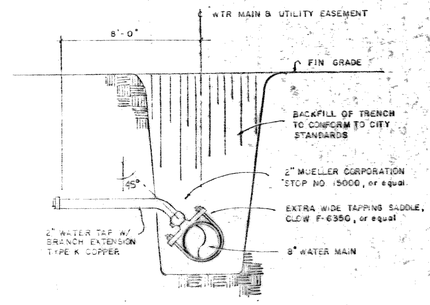

B U-1 BRANCH WTR TAP DTL
N.T.S.

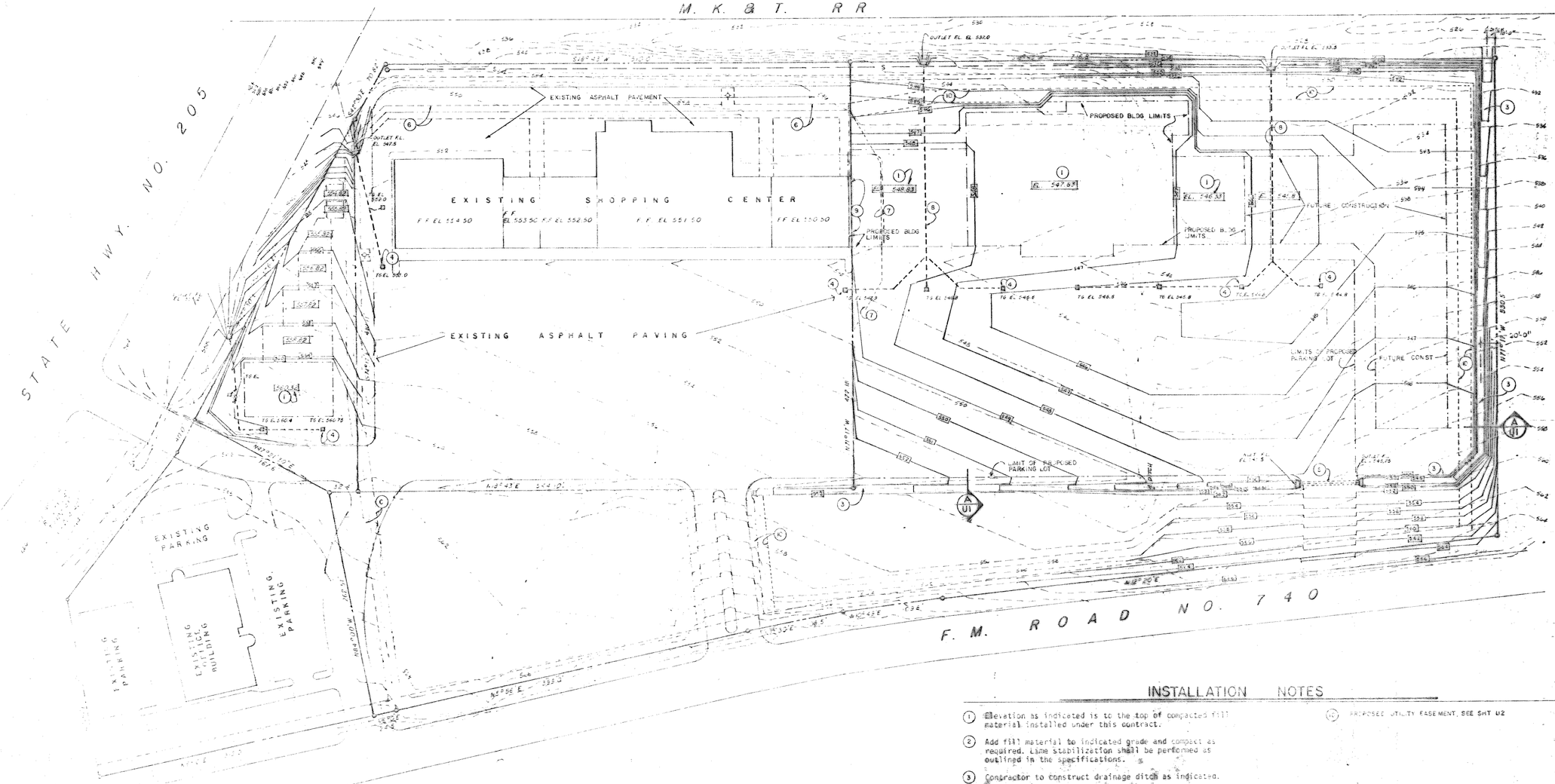

SITE GRADING PLAN
SCALE 1" = 60'-0"

INSTALLATION NOTES

1. Elevation as indicated is to the top of compacted fill material installed under this contract.
2. Add fill material to indicated grade and compact as required. Lime stabilization shall be performed as outlined in the specifications.
3. Contractor to construct drainage ditch as indicated.
4. Storm water drainare area drains. Ref; sht U-2.
5. Construct storm drain piping under future driveway. 2-30' RCP with concrete headers each side. Ref: Sht U-2.
6. Existing utility right-of-way.
7. Remove existing asphalt pavement shown dotted.
8. Storm drainage piping. Ref: Sht U-2.
9. Remove concrete sidewalk, curbs and gutter along side of existing building.
10. PROPOSED UTILITY EASEMENT, SEE SHT U2

MAPLES ASSOCIATES
ARCHITECTS
ENGINEERS
PLANNERS
210 W. 6th STREET
FORT WORTH, TEXAS
TEL. 817 336-0626

STATE OF TEXAS
H. C. MAPLES
25054
REGISTERED PROFESSIONAL ENGINEER
7-25-84

PROJECT NO.
DATE
DRAWN
CHECKED

REVISIONS
DATE | DESCRIPTION

RIDGEROAD SHOPPING CENTER COMPLEX
ROCKWALL, TEXAS
A DEVELOPMENT OF THE
CAMERON COMPANY
1101 RIDGEROAD ROCKWALL, TEXAS

SHEET NO.
U1