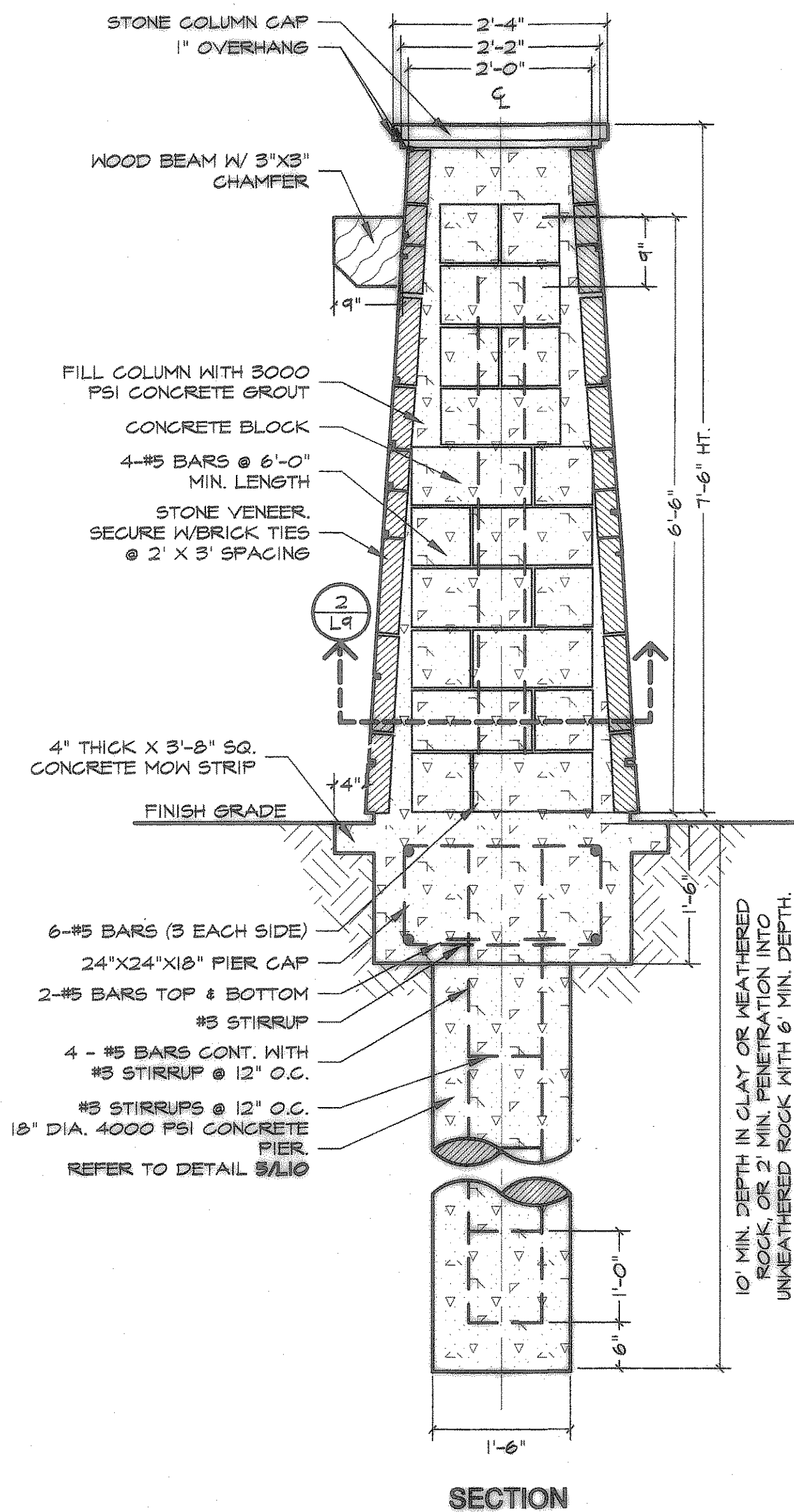
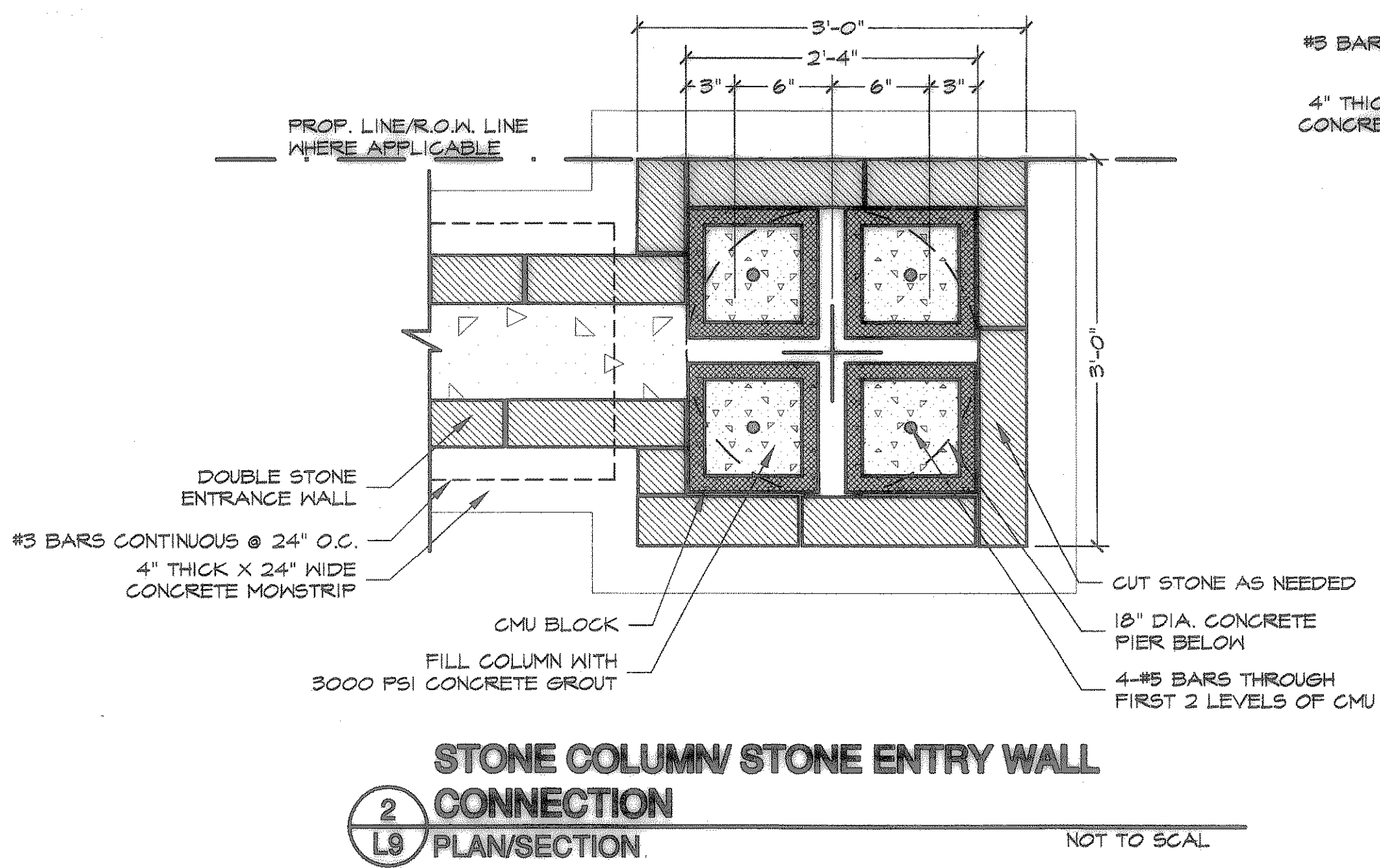


**1**  
L9 **7-6" HT. STONE COLUMN**  
SCALE: 3/4" = 1'-0"

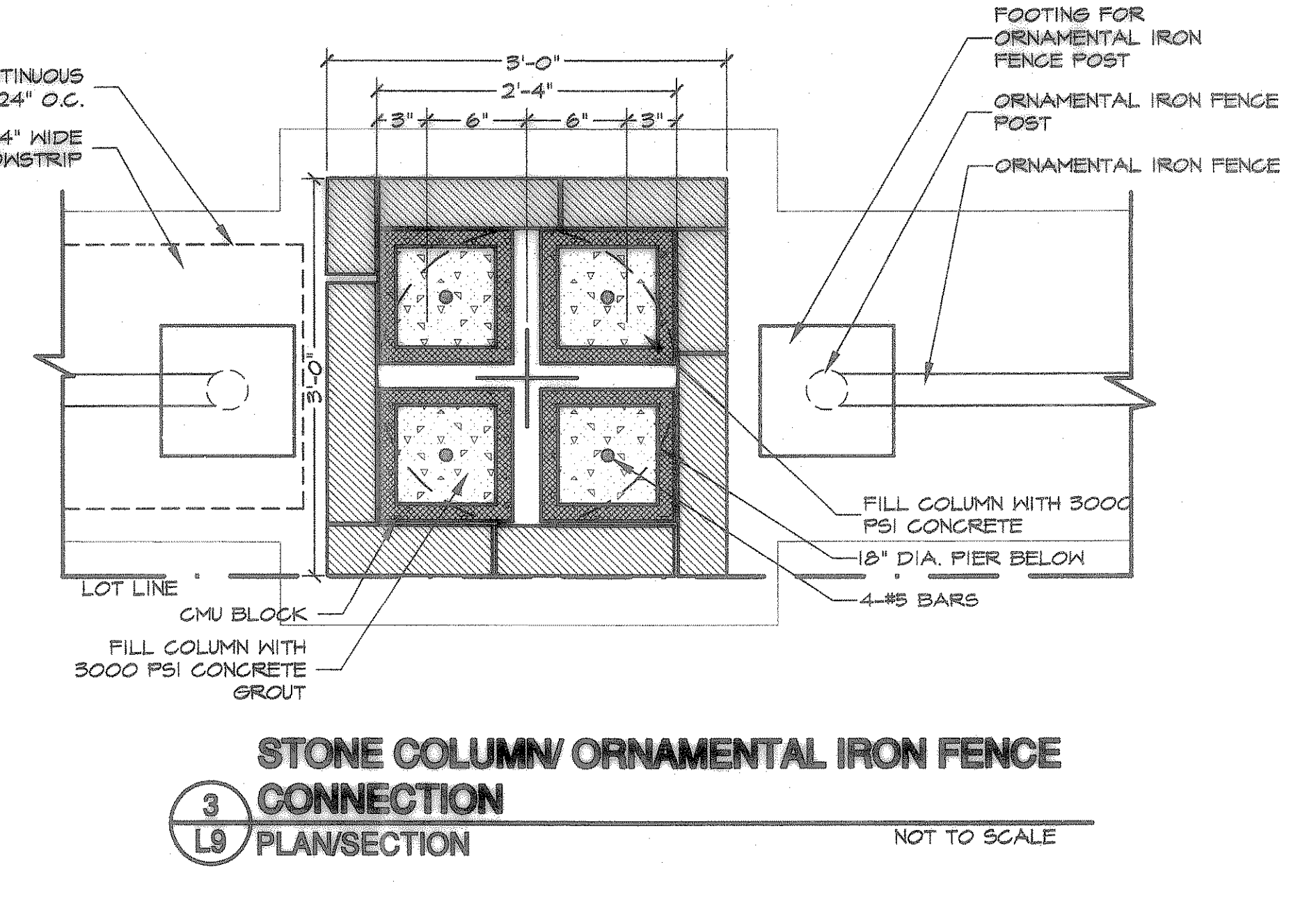


**2**  
L9 **SECTION**  
SCALE: 3/4" = 1'-0"

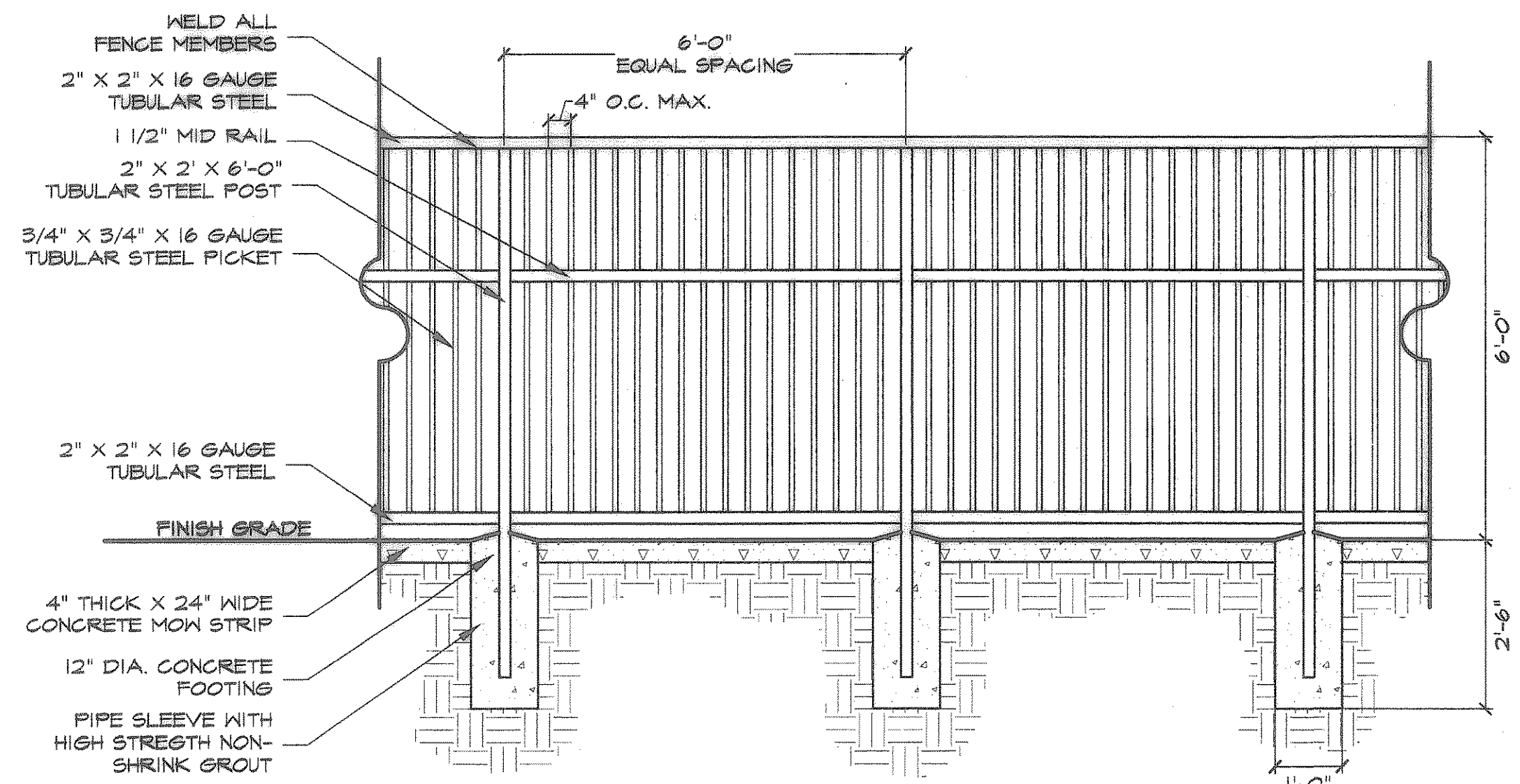
10' MIN. DEPTH IN CLAY OR WEATHERED ROCK OR 2' MIN. PENETRATION INTO UNWEATHERED ROCK WITH 6" MIN. DEPTH.



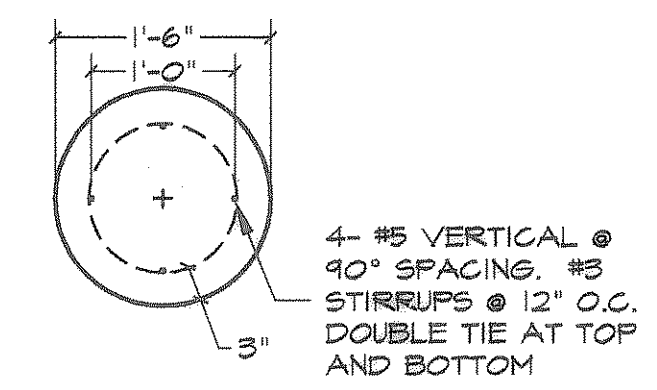
**2**  
L9 **STONE COLUMN/STONE ENTRY WALL CONNECTION**  
PLAN/SECTION NOT TO SCALE



**3**  
L9 **STONE COLUMN/ORNAMENTAL IRON FENCE CONNECTION**  
PLAN/SECTION NOT TO SCALE



**4**  
L9 **6-0" HT. ORNAMENTAL IRON FENCE**  
SCALE: 1/2" = 1'-0"




**5**  
L9 **PIER (18" DIA.) SECTION**  
SCALE: 3/4" = 1'-0"

**WROUGHT IRON FENCE NOTES**

1. THE CONTRACTOR IS RESPONSIBLE FOR MAKING THEMSELVES FAMILIAR WITH ALL UNDERGROUND UTILITIES, PIPES, AND STRUCTURES EITHER SHOWN OR NOT SHOWN ON THE PLANS. THE CONTRACTOR WILL BE RESPONSIBLE FOR ANY COST INCURRED DUE TO DAMAGE OR REPLACEMENT OF SAID UTILITIES AND STRUCTURES CAUSED BY THEIR FORCES.
2. ALL CONCRETE USED IN FOOTINGS AND PIERS SHALL HAVE A MINIMUM COMPRESSIVE STRENGTH OF 5000 PSI @ 28 DAYS.
3. THE CONTRACTOR IS RESPONSIBLE FOR ALL REQUIRED PERMITS AND CITY INSPECTIONS.
4. ALL WROUGHT IRON TUBES, POSTS, RAILS AND PICKETS SHALL BE FLUSH AND FREE OF ALL DENTS, SPURS, AND SHARP EDGES AND SHALL BE INSTALLED LEVEL, PLUMB, AND SQUARE.
5. PROVIDE CONTINUOUS WELDS ALONG ALL EDGES OF FENCE MEMBERS.
6. GRIND SMOOTH ALL WELDS.
7. ALL METAL SURFACES SHALL BE PRIMED AND PAINTED WITH TWO COATS OF RUSTPROOF PAINT, COLOR TO BE FLAT BLACK. CONTRACTOR TO SUBMIT SAMPLES AS REQUIRED.
8. CONTRACTOR IS RESPONSIBLE FOR VERIFYING ALL DIMENSIONS BEFORE MANUFACTURING GATES AND FENCE.
9. ALL WROUGHT IRON FENCE MEMBERS ARE TO BE TUBULAR MEMBERS IN ACCORDANCE WITH ASTM 515 HOT ROLLED STRUCTURAL STEEL 50,000 PSI TENSILE STRENGTH, 60,000 PSI YIELD STRENGTH.
10. FENCE MEMBER SIZES TO BE AS FOLLOWS:  
PICKETS, 3/4" SQUARE 16 GA.  
MID RAILS, 1-1/2" X 1 1/2" SQ. 11 GA.  
POSTS, 2" SQUARE 11 GA.  
TOP RAIL, 2" X 2" SQ.
11. CONTRACTOR TO PROVIDE SHOP DRAWINGS FOR ALL FENCE GATES AND OPENERS. SHOP DRAWINGS SHALL INCLUDE ALL PRODUCT CUT SHEETS AS WELL AS INSTALLATION AND MANUFACTURING DETAILS. CONTRACTOR TO BE RESPONSIBLE FOR STRUCTURAL DESIGN OF GATES.
12. CONCRETE FOOTING FOR POSTS SHALL BE 4X POST WIDTH.
13. GATE IS TO BE SELF CLOSING & SELF LATCHING.

**RECORD DOCUMENTS**  
THESE RECORD DOCUMENTS HAVE BEEN PREPARED BASED ON INFORMATION PROVIDED BY OTHERS. JONES & BOYD, INC., HAS NOT VERIFIED THE ACCURACY AND/OR COMPLETENESS OF THIS INFORMATION, UNLESS OTHERWISE NOTED ON THESE DOCUMENTS. JONES & BOYD, INC., SHALL NOT BE RESPONSIBLE FOR ANY ERRORS OR OMISSIONS THAT MAY BE INCORPORATED AS A RESULT OF ERRONEOUS INFORMATION PROVIDED BY OTHERS.  
JONES & BOYD, INC.  
BY: *[Signature]*  
DATE: 10-18-2007

NO.	REVISIONS DURING CONSTRUCTION	BY	DATE	NO.	REVISIONS DURING PLAN REVIEW	BY	DATE
				5	CITY COMMENTS	TLM	4/26/07
				4	CITY COMMENTS	TLM	4/16/07
				3	REVISED SCREENING LAYOUT	TLM	4/10/07
				2	CITY COMMENTS	TLM	4/6/06
				1	CITY COMMENTS	TLM	8/18/06



**Jones & Boyd, Inc.**  
17090 Dallas Parkway, Suite 200  
Dallas, Texas 75248  
972.248.7676 office  
972.248.1414 fax  
www.jones-boyd.com

Engineering	<b>SCREENING/ LANDSCAPE PLAN</b>	PROJECT NO.
Surveying		<b>HOE048</b>
Planning		SHEET NO.
Landscape Architecture		<b>L9</b>
Construction Management	<b>Construction Details</b>	
	<b>Dalton Ranch</b>	
	<b>City of Rockwall, Rockwall County, Texas</b>	